















APPENDIX





| SCIENTIFIC NAME COMMON NAME 'CULTIVATED VARIETY' | TYPE | HEIGHT | CROWN SPREAD | SHAPE | FOLIAGE DENSITY | TEXTURE | SPACING | EXPOSURE | TOLERANCE | LIFE OF TREE | OUTSTANDING CHARACTERISTICS | PARKWAY STRIPS | EXISTING LOCATIONS | COMMENTS | | | | | | | | | | | | | | | | | | | | | | | | | | | | | | | |
|---|--|--------|-----------------|-------|--------------------|---------|---------|----------|-----------|--------------------|--------------------------------|-------------------|-----------------------|---|-----------|-----------|------------|------|-----------|-----------|-----------|----------|-------------|-----------|-------|-------|-----------|----------|------|---------|-----------|------|--------|-------|------|-----|--------|-----------|-----------|-------|-----|-----------|-------|---------|-------|
| | | | | | | | | | | | | | | | EVERGREEN | DECIDUOUS | CONIFEROUS | PALM | UP TO 15' | 15' - 30' | 30' - 50' | OVER 50' | 20' OR LESS | 20' - 30' | 30' + | ROUND | SPREADING | COLUMNAR | OVAL | UPRIGHT | PYRAMIDAL | OPEN | MEDIUM | DENSE | FINE | MED | COARSE | 20' - 30' | 30' - 40' | 40' + | SUN | SUN-SHADE | SHADE | DROUGHT | WIND? |
|  | ACER BUERGERANUM TRIDENT MAPLE | • | • | • | • | | | | | • | • | | 2 | REQUIRES MOIST SOILS, STAKE AND PRUNE TO DEVELOP HIGH BRANCHING MODERATE GROWTH RATE; DENSE ROUNDED CROWN; OFTEN MULTI-TRUNKED OR LOW BRANCHING, BUT CAN BE TRAINED TALLER WITH STAKING & PRUNING; CLEAN, ATTRACTIVE, SMALL PARK OR STREET TREE; PREFERS MODERATE MOISTURE; TOLERANT OF MOST SOILS; RELATIVELY PEST FREE; ESTIMATED LIFESPAN 100-150 YRS | | | | | | | | | | | | | | | | | | | | | | | | | | | | | | | |
|  | ACER CAMPESTRE HEDGE MAPLE 'QUEEN ELIZABETH' | • | • | • | • | | | | | | | • | | SLOW GROWTH RATE; SLENDER AT 1ST, THEN DEVELOPING TALL, ROUND-TOPPED, OVAL FORM; DENSE CLUSTERS OF LONG STEMMED SEED ARE NOTICEABLE FROM SUMMER THRU WINTER; SMALL STREET, PARK, OR PATIO TREE; TOLERATES INLAND HEAT IN CA WITH MODERATE MOISTURE IN FERTILE SOILS, BUT MAY NOT BE AS VIGOROUS OR SHAPELY & FALL COLOR USE IS BARELY NOTICEABLE; LOWER BRANCHES CAN BE PRUNED UP AS TREE BECOMES TALLER & PRODUCES MORE TOP GROWTH, BUT MUST BE CUT CLEANLY TO PREVENT SUCKERING; EST LIFESPAN 100-175 YRS; QUEEN ELIZABETH IS IMPROVED VARIETY BETTER ADAPTED TO URBAN HABITAT | | | | | | | | | | | | | | | | | | | | | | | | | | | | | | | |
|  | ACER PALMATUM JAPANESE MAPLE | • | • | • | • | | | | | | | • | 2 | NEED MOIST SOILS, GOOD UNDERSTORY TREE SLOW TO MODERATE GROWTH RATE; OFTEN WITH MULTIPLE TRUNKS; GRACEFUL FORM & BROAD ROUNDED CANOPY; FLOWERS AND SEEDS SMALL; PREFERS SEMI-SHADED, MODERATELY MOIST LOCATIONS; SOMETIMES TOLERATES MODERATE FULL SUN, BUT LEAVES MY SCORCH IN HOT DRY LOCATIONS W/O ADEQUATE MOISTURE & PARTIAL SHADE MUCH OF THE DAY; PREFERS MOIST, RICH, WELL-DRAINED SOILS; RELATIVELY FREE OF PESTS AND DISEASE; RESISTANT TO OAK ROOT FUNGUS; SUFFERS IN DROUGHT, WHERE SALT BUILD-UP IN SOIL CAUSE LEAF BURN; EST LIFESPAN 150-200 YRS; MANY CULTIVARS AVAILABLE | | | | | | | | | | | | | | | | | | | | | | | | | | | | | | | |
|  | CARPINUS BETULUS EUROPEAN HORNBEAM | • | • | • | • | | | | | | | • | | NOT SUITABLE FOR WARM CLIMATE, NEEDS MOIST SOIL MAIN SPECIES HAS SMALL FLOWERS; SEEDS LASTING FOR SHORT TIME; UNCOMMON; EST LIFESPAN OVER 200 YRS; PREFERS COLDER WINTER CLIMATES, BUT TOLERATES N CA COASTAL & INLAND CONDITIONS WITH ADEQUATE MOISTURE; REQUIRES MODERATELY MOIST, WELL-DRAINED SOILS; TWO COMMON CULTIVARS: 'COMPACTA' - MODERATE GROWTH RATE; WIDE, DENSE, COMPACT, PYRAMIDAL FORM, BROADENING WITH AGE; BEAUTIFUL SMALL, SHADE TREE FOR PARK OR STREETSIDE PLANTINGS; OCCASIONAL SCALE INFESTATION CAN BE TREATED; 'FASTIGIATA' - SLOW TO MODERATE GROWTH RATE; DENSE, UPRIGHT, COLUMNAR TO OVAL VASELIKE FORM, BROADENING WITH AGE; SHORT TRUNK; VERTICAL ACCENT TREE FOR PARK OR STREETSIDE PLANTING; MOST COMMONLY USED HORNBEAM | | | | | | | | | | | | | | | | | | | | | | | | | | | | | | | |






NOTE: Tree selection for Major Projects will occur seperately



| | SCIENTIFIC NAME COMMON NAME 'CULTIVATED VARIETY' | EVERGREEN | DECIDUOUS | CONIFEROUS | PALM | UP TO 15' | 15' - 30' | 30' - 50' | OVER 50' | 20' OR LESS | 20' - 30' | 30' + | ROUND | SPREADING | COLUMNAR | OVAL | UPRIGHT | PYRAMIDAL | OPEN | MEDIUM | DENSE | FINE | MED | COARSE | 20' - 30' | 30' - 40' | 40' + | SUN | SUN-SHADE | SHADE | DROUGHT | WIND? | OAK ROOT FUNGUS | 20-40 YRS | OVER 40 YRS | AROMATIC | ATTRACTS BIRDS | FRUIT FLOWER | FALL COLOR | UNUSUAL LEAVES | 2' TO 4' | 4' TO 6' | OVER 6' | RETROFIT COMM 2 | RETROFIT COMM 1 | RECREATIONAL | NEW COMMERCIAL | COMMENTS | | | | | |
|---|--|-----------|-----------|------------|------|--------------|-----------|-----------|----------|-------------|-----------|-------|-------|-----------------|----------|------|---------|-----------|------|---------|-------|------|----------|--------|-----------|-----------|--------------|-----------------------------|-----------|-------|---------|----------------|-----------------|--------------------|-------------|----------|----------------|--------------|------------|----------------|----------|----------|---------|-----------------|-----------------|--------------|----------------|----------|---|---|---|---|--|
| | | TYPE | HEIGHT | | | CROWN SPREAD | | | SHAPE | | | | | FOLIAGE DENSITY | | | TEXTURE | | | SPACING | | | EXPOSURE | | TOLERANCE | | LIFE OF TREE | OUTSTANDING CHARACTERISTICS | | | | PARKWAY STRIPS | | EXISTING LOCATIONS | | | | | | | | | | | | | | | | | | | |
|  | GEIJERA PARVIFLORA AUSTRALIAN WILLOW | • | | | | • | | | | • | | | • | | | | | | | • | | | | | • | | | • | • | | | | | | | | | | | | | | | | • | • | | | 3 | 2 | NON INVASIVE ROOTS, GOOD STREET TREE, NATIVE TO DRIER REGIONS; SLOW TO MODERATE GROWTH RATE; FORMS DENSE, OVAL CANOPY, BROADENING WITH AGE, MAIN BRANCHES SWEEPING UPWARD & OUTWARD & SMALLER BRANCHES DROOPING AT ENDS; SMALL FLOWERS & TINY BLACK SEEDS; GRACEFUL FINE TEXTURED SPECIMEN OR SMALL STREET OR PATIO TREE; TOLERATES SOME DROUGHT, BUT PREFERS MODERATE WATERING & WELL-DRAINED SOILS; DOES NOT PERFORM WELL IN HEAVY, WET SOILS; ROOTS ARE DEEP & NOT INVASIVE; CASTS LIGHT, AIRY SHADE, SIMILAR TO WEEPING WILLOW, BUT BECOMES SPARSE IF OVERLY SHADED; EST LIFESPAN 50-80 YRS | | |
|  | KOELREUTERIA BIPINNATA CHINESE FLAME TREE | • | | | | • | | | | • | | | • | | | | | | | • | | | | | • | | | • | | | | | | | | | | | | | | | | | | | | | | | NEEDS MOIST SOIL SLOW TO MODERATE GROWTH; DEVELOPS BROAD, OVAL FORM, EVENTUALLY WITH A FLATTENED TOP; CLUSTERS OF BRIGHT YELLOW FLOWERS, FLOWERED BY SEED PODS, PERSISTING BRIEFLY; DESIRABLE SHADE OR SMALL STREET TREE; NON-INVASIVE ROOTS; LESS COMMONLY USED THAN . PANICULATA, AS IT IS ONLY HALF-HARDY; DEVELOPS BEST FORM WITH MODERATE WATERING & PRUNING TO DEVELOPE A STRONG TRUNK & CANOPY; WITHSTANDS HEAT, BUT SUFFERS DROUGHT & DOES WELL IN LAWNS; FLOWERS ATTRACT BEES; EST LIFESPAN 75-100 YRS | | |
|  | LAGERSTROEMIA X FAURIEI 'NATCHEZ' WHITE CRAPE MYRTLE 'NATCHEZ' | • | | | | • | | | | • | | | | | | | | | | • | | | | | • | | | • | | | | | | | | | | | | | | | | | | | | | | | SHOWY WHITE FLOWERS HYBRIDS: MODERATE GOWTH RATE; VIGOUROUS, UPRIGHT BRANCHES THAT ARCH OUTWARD; SHOWY UPRIGHT FLOWERS; HARD SHELLED SEEDS PERSISTS TO WINTER; RESISTANT TO POWDERY MILDEW; HARDINESS; VARIETIES BASED ON FLOWER COLOR & SIZE; ALL DO BEST IN WELL-DRAINED FERTILE SOILS WITH DEEP WATERING; EST LIFESPAN 100-175 YRS | | |
|  | MAGNOLIA GRANDIFLORA 'LITTLE GEM' SOUTHERN MAGNOLIA 'LITTLE GEM' | • | | | | • | | | | • | | | | | | | | | | • | | | | | • | | | • | • | | | | | | | | | | | | | | | | | | | | | | 1 | 2 | COMPACT MAIN SPECIES SLOW TO MODERATE GROWTH RATE; DEVELOPES TOWERING, ROUND-TOPPED; DENSE CANOPY; LARGE FRAGRANT FLOWERS; FRUITS UNUSUAL; EVENTUALLY BECOMES MAGNIFICENT ST OR LAWN TREE, OLDER TREES REQUIRE LITTER CLEAN-UP THROUGHOUT THE YEAR; NEEDS AMPLE ROOM; HEAVY SURFACE ROOTS 7 DENSE SHADE MAKE PLANTING UNDERNEATH DIFFICULT; EST LIFESPAN 150-200 YRS; 'LITTLE GEM' IS SMALLER THAN USUAL; HABIT COMPACT & NARROWLY UPRIGHT; NEEDS SUMMER HEAT TO THRIVE; POOR IN COOL-SUMMER REGIONS DUE TO FUNAL SUSCEPTIBILITY WHICH MAKES THE TWIG TIPS DIE BACK; 'ST. MARY' IS DENSE THOUGH SMALL & A HEAVY BLOOMER; MOST COMMON CULTIVAR IN US; BUSHY CORWN YET IS NO DWARF; FLOWERS ABUNDANT; BLOOMS YOUNG; |

| | | EVERGREEN | DECIDUOUS | CONIFEROUS | PALM | UP TO 15' | 15' - 30' | 30' - 50' | OVER 50' | 20' OR LESS | 20' - 30' | 30' + | ROUND | SPREADING | COLUMNAR | OVAL | UPRIGHT | PYRAMIDAL | OPEN | MEDIUM | DENSE | FINE | MED | COARSE | 20' - 30' | 30' - 40' | 40' + | SUN | SUN-SHADE | SHADE | DROUGHT | WIND? | OAK ROOT FUNGUS | 20-40 YRS | OVER 40 YEARS | AROMATIC | ATTRACTS BIRDS | FRUIT/FLOWER | FALL COLOR | UNUSUAL LEAVES | 2' TO 4' | 4' TO 6' | OVER 6' | RETROFIT COMM 2 | RETROFIT COMM 1 | RETROFIT COMM 1 | RESIDENTIAL | NEW COMMERCIAL | | |
|---|---|-----------|-----------|------------|--------|-----------|-----------|--------------|----------|-------------|-----------|-------|-------|-----------|-----------------|------|---------|-----------|------|--------|---------|------|-----|----------|-----------|-----------|-----------|-----|-----------|--------------|---------|-------|-----------------------------|-----------|---------------|----------------|----------------|--------------|--------------------|----------------|----------|----------|---------|-----------------|-----------------|-----------------|-------------|--|--|---|
| | SCIENTIFIC NAME COMMON NAME 'CULTIVATED VARIETY' | TYPE | | | HEIGHT | | | CROWN SPREAD | | | SHAPE | | | | FOLIAGE DENSITY | | | TEXTURE | | | SPACING | | | EXPOSURE | | | TOLERANCE | | | LIFE OF TREE | | | OUTSTANDING CHARACTERISTICS | | | PARKWAY STRIPS | | | EXISTING LOCATIONS | | | COMMENTS | | | | | | | | |
|  | LAGERSTROEMIA X FAURIEI 'NATCHEZ' WHITE CRAPE MYRTLE 'NATCHEZ' | • | | | | | • | | • | | | | | | | | | | | • | | | | | • | | | • | | | | | | | | | | | | | | | | | | | | | SHOWY WHITE FLOWERS HYBRIDS: MODERATE GOWTH RATE; VIGOUROUS, UPRIGHT BRANCHES THAT ARCH OUTWARD; SHOWY UPRIGHT FLOWERS; HARD SHELLED SEEDS PERSISTS TO WINTER; RESISTANT TO POWDERY MILDEW; HARDINESS; VARIETIES BASED ON FLOWER COLOR & SIZE; ALL DO BEST IN WELL-DRAINED FERTILE SOILS WITH DEEP WATERING; EST LIFESPAN 100-175 YRS | |
|  | MAGNOLIA GRANDIFLORA 'SAINT MARY' SOUTHERN MAGNOLIA 'SAINT MARY' | • | | | | | • | | • | | | | • | | | | | | | • | | • | • | • | | | | • | | | | | | | | | | | | | | | | | | | | MAIN SPECIES SLOW TO MODERATE GROWTH RATE; DEVELOPES TOWERING, ROUND-TOPPED; DENSE CANOPY; LARGE FRAGRANT FLOWERS; FRUITS UNUSUAL; EVENTUALLY BECOMES MAGNIFICENT ST OR LAWN TREE; OLDER TREES REQUIRE LITTER CLEAN-UP THROUGHOUT THE YEAR; NEEDS AMPLE ROOM; HEAVY SURFACE ROOTS 7 DENSE SHADE MAKE PLANTING UNDERNEATH DIFFICULT; EST LIFESPAN 150-200 YRS; 'LITTLE GEM' IS SMALLER THAN USUAL; HABIT COMPACT & NARROWLY UPRIGHT; NEEDS SUMMER HEAT TO THRIVE; POOR IN COOL-SUMMER REGIONS DUE TO FUNAL SUSCEPTIBILITY WHICH MAKES THE TWIG TIPS DIE BACK; 'ST. MARY' IS DENSE THOUGH SMALL & A HEAVY BLOOMER; MOST COMMON CULTIVAR IN US; BUSHY CORWN YET IS NO DWARF; FLOWERS ABUNDANT; BLOOMS YOUNG; | | |
|  | NYSSA SYLVATICA SOURGUM | • | | | | • | • | | • | | | | • | • | | | | | | • | | • | • | • | | | | | | | | | | | | | | | | | | | | | | • | | | 8 | DISTANTLY RELATED TO DOGWOOD (CORNUS SP.); SLOW TO MODERATE GROWTH RATE; UPRIGHT PYRAMIDAL SHAPE WHEN YOUNG, BECOMING MORE IRREGULAR & SPREADING; SMALL FLOWERS; FRUIT FLESHY & ATTRACTIVE TO BIRDS; EXCELLENT ST, LAWN, PARKWAY OR PATIO TREE; GROWS WELL IN ANY SOIL; TOLERATES ALKALINITY & POOR DRAINAGE; RELATIVELY PEST FREE; DEEP ROOTED, WITH SHALLOW LATERAL ROOTS; LARGER TREES DIFFICULT TO TRANSPLANT; EST LIFESPAN 100-150 YRS |
|  | PISTACIA CHINENSIS CHINESE PISTACHE | • | | | | | • | | • | • | | | • | | | | | | | • | | • | • | • | | | | • | • | • | | | | | | | | | | | | | | | | | | VERSATILE VERTICILLIUM WILT CONCERN UNKNOWN INVASIVE (CA IPC) NATURALIZED IN CA; SLOW TO MODERATE GROWTH RATE; YOUNG TREES DEVELOP DENS OVAL SHAPE, IRREGULAR BRANCHING EVENTUALLY FORMING A FULL ROUNDED CNAOPY WITH LOW BRANCHES SWEEPING TO THE GROUND IF LEFT UNPRUNED; SMALL FLOWERS; SMALL CLUSTERED SEEDS; POPULAR & RELIABLE ST OR SHADE TREE FAVORED FOR ITS ROUNDED CANOPY & BRIGHT FALL COLOR; CONSIDERED AN INVASIVE RESEDER, BUT NOT A SERIOUS AS SOME OTHERS; TOLERATES DROUGHT & ALKALINITY; RESISTS OAK ROOT FUNGUS & RELATIVELY PEST FREE; OVERWATERING CAN CAUSE VERTICILLIUM WILT; INTOLERANT OF PRUNING, WHICH OFTEN DESTROYS NATURAL FORM, THOUGH LOWER BRANCHES CAN BE REMOVED IF CUT CLOSELY AT THE TRUNK, LEAVING NO STUBS TO SUCKER; EST LIFESPAN 80-100 YRS; | | |

| | | EVERGREEN | DECIDUOUS | CONIFEROUS | PALM | UP TO 15' | 15' - 30' | 30' - 50' | OVER 50' | 20' OR LESS | 20' - 30' | 30' + | ROUND | SPREADING | COLUMNAR | OVAL | UPRIGHT | PYRAMIDAL | OPEN | MEDIUM | DENSE | FINE | MED | COARSE | 20' - 30' | 30' - 40' | 40' + | SUN | SUN-SHADE | SHADE | DROUGHT | WIND? | OAK-ROOT FUNGUS | 20-40 YRS | OVER 40 YRS | AROMATIC | ATTRACTS BIRDS | FRUIT/FLOWER | FALL COLOR | UNUSUAL LEAVES | 2' TO 4' | 4' TO 6' | OVER 6' | RETROFIT COMM2 JANE | RETROFIT COMM1 JANE | RESIDENTIAL | NEW COMMERCIAL | | | |
|---|--|-----------|-----------|------------|------|-----------|-----------|-----------|--------------|-------------|-----------|-------|-------|-----------|----------|------|-----------------|-----------|---------|--------|-------|---------|-----|--------|-----------|-----------|-----------|-----|--------------|-------|-----------------------------|-------|-----------------|----------------|-------------|--------------------|----------------|--------------|------------|----------------|----------|----------|---------|------------------------|------------------------|-------------|----------------|---|---|---|
| | | TYPE | | | | HEIGHT | | | CROWN SPREAD | | | | SHAPE | | | | FOLIAGE DENSITY | | TEXTURE | | | SPACING | | | EXPOSURE | | TOLERANCE | | LIFE OF TREE | | OUTSTANDING CHARACTERISTICS | | | PARKWAY STRIPS | | EXISTING LOCATIONS | | | | COMMENTS | | | | | | | | | | |
|  | PRUNUS CERASIFERA 'KRAUTER VESUVIUS' PURPLE LEAF PLUM 'KRAUTER VERUVIUS' | • | | | | • | | | | • | | | • | | | | | • | | | | | | | | • | | | | | | | | | | | | | | | | | | | • | • | 7 | 1 | 2 | MAIN SPECIES NATURALIZED IN US; FAST GROWTH RATE; WIDE BRANCHING CANOPY OFTEN EXCEEDING HEIGHT, USU FORMING A MULTI-TRUNKED, ARCHING VASE IF NOT MAINTAINED; COMMONLY SELF-SEEDING OR SUCCKING FROM GRAFTED ROOTSTOCK; SHOWY WHITE FRAGRANT FLOWERS; JUICY FRUITS BUT BLAND; NOT GENERALLY CULTIVATED FOR LANDSCAPE USE, OR AS A FRUITING TREE, BUT COMMON NONETHELESS; GENERALLY NOT INVASIVE IN LAWNS, THOUGH BIRDS CARRY FRUITS & SEEDS TO NEARBY AREAS; TOLERANT OF ADVERSE CONDITIONS WHEN ESTABLISHED; EST LIFESPAN 50-75 YRS; 'KRAUTER VESUVIUS' - MORE WIDELY PLANTED THAN ORIGINAL; YOUNG LEAVES DEEPER RED & LESS BRONZY-PURPLE; THRIVES BETTER IN THE HOT, DRY SOUTHEAST; GROWS FASTER; DEVELOPS UPRIGHT BRANCHING & OVAL ARCHING CANOPY; LEAVES HOLD THEIR COLOR THROUGH SUMMER; SHOWY FRAGRANT PINK FLOWERS; SETS FEW IF ANY FRUITS; GOOD BRANCHING STRUCTURE; FAIRLY DISEASE RESISTANT; REQUIRES MINIMAL CARE WITH MODERATE MOISTURE IN WELL DRAINED SOILS; LIFE SPAN EST 60-80 YRS |
|  | PRUNUS YEDOENSIS 'AKEBONO' AKEBONO FLOWERING CHERRY | • | | | | • | | | | • | | | • | | | | | • | | | | | | | • | | | | | | | | | | | | | | | | | | | | | | | | MAIN SPECIES MODERATE TO FAST GROWTH RATE; GRACEFUL, SEMI-ARCHING BRANCHES FROM A SHOURT, STOUT TRUNK; FRAGRANT, SINGLE, WHITE OR PALE PINK FLOWERS IN DROOPING CLUSTERS; 'AKEBONO' - DAYBREAK CHERRY; MORE COLD HARDY; SMALLER TREE BEARING LARGER, PINKER FLOWERS IN FULL BLOOM A BIT LATER IN SPRING, MAKING A DENSER DISPLAY | |
|  | PYRUS CALLERYANA 'ARISTOCRAT' ARISTOCRAT FLOWERING PEAR | • | | | | | • | | | • | | | • | | | | | • | | | • | | | | • | | | • | | | | | | | | | | | | | | | | | | | • | 2 | EARLY TRAINING TO PREVENT LOW RADIAL BRANCHING 'ARISTOCRAT' CULTIVAR FAST TO MODERATE GROWTH RATE; DEVELOPS SYMMETRICAL CONICAL TO OVAL SHAPE WITH MULTIPLE UPRIGHT LEADER FROM A STOUT TRUNK & SHORTER HORIZONTAL TO SLIGHTLY UPWARD-ARCHING BRANCHES WITH TWIGGY ENDS; DENSE HEAVILY WHITE FRAGRANT FLOWER CLUSTERS; BIRDS FAVOR SMALL OTHERWISE INEDIBLE FRUITS; COMMONLY USED AS ATTRACTIVE ST & SHADE TREE OR A FLOWERING & FALL COLOR ACCENT TREE; FAVORED FOR ITS NEAT, CLEAN APPEARANCE; MORE COLUMNAR & NARROWER THAN BRADFORD PEAR; VERY SUSCEPTIBLE TO FIREBLIGHT & MISTLETOE; LIFESPAN 70-80 YRS; NARROW BRANCH CROTCHES RESIST STORM BREAKAGE; GROWS FAST; MORE FRUITFALL THAN MANY CULTIVARS; GOOD DISEASE RESISTANCE, EXCEPT VERY FIREBLIGHT SUSCEPTIBLE | |
|  | PYRUS CALLERYANA 'CHANTICLEER' CHANTICLEER FLOWERING PEAR | • | | | | • | | | | • | | | | | | | | • | | | • | | | | • | | | • | | | | | | | | | | | | | | | | | | | | | EARLY TRAINING TO PREVENT LOW RADIAL BRANCHING 'CHANTICLEER' CULTIVAR HAS VERY TIGHTLY NARROW PYRAMIDAL, SOME MORE COLUMNAR; FALL COLOR USU RED-PURPLE | |

| | EVERGREEN | DECIDUOUS | CONIFEROUS | PALM | UP TO 15' | 15' - 30' | 30' - 50' | OVER 50' | 20' OR LESS | 20' - 30' | 30' + | ROUND | SPREADING | COLUMNAR | OVAL | UPRIGHT | PYRAMIDAL | OPEN | MEDIUM | DENSE | FINE | MED | COARSE | 20' - 30' | 30' - 40' | 40' + | SUN | SUN-SHADE | SHADE | DROUGHT | WIND? | OAK ROOT FUNGUS | 20-40 YRS | OVER 40 YEARS | AROMATIC | ATTRACTS BIRDS | FRUIT/FLOWER | FALL COLOR | UNUSUAL LEAVES | 2 TO 4' | 4 TO 6' | OVER 6' | RETROFIT COMM 2 L.A.M.E. | RETROFIT COMM 1 L.A.M.E. | RESIDENTIAL | NEW COMMERCIAL | | | | | | |
|---|--|-----------|------------|--------|--------------|-----------|-----------|----------|-------------|-----------|-------|-----------------|-----------|----------|----------|-----------|--------------|-----------------------------|----------------|--------------------|------|-----|--------|-----------|-----------|-------|-----|-----------|-------|---------|-------|-----------------|-----------|---------------|----------|----------------|--------------|------------|----------------|---------|---------|---------|-----------------------------|-----------------------------|-------------|---|--|--|--|--|--|--|
| | SCIENTIFIC NAME COMMON NAME 'CULTIVATED VARIETY' | | TYPE | HEIGHT | CROWN SPREAD | SHAPE | | | | | | FOLIAGE DENSITY | TEXTURE | SPACING | EXPOSURE | TOLERANCE | LIFE OF TREE | OUTSTANDING CHARACTERISTICS | PARKWAY STRIPS | EXISTING LOCATIONS | | | | COMMENTS | | | | | | | | | | | | | | | | | | | | | | | | | | | | |
|  | • | | | • | • | | • | | | | | | • | | • | | | • | • | | | | | | | • | • | • | • | • | • | • | • | | | | | | | | | | | | 2 | TRAIN WHEN YOUNG MODERATE TO FAST GROWTH RATE; DENSE, OVAL, SPREADING HABIT, OFTEN MULTI-TRUNKED, WITH GRACEFUL, WEeping BRANCHLETS & DROOPING FOLIAGE; SMALL YELLOW FLOWER CLUSTERS; PEASIZED FRUITS; WIDELY PLANTED AS A MEDIUM-SIZED ST, COURTYARD, OR PATIO TREE OR SCREEN WITH AN AIRY, FINE TEXTURE; CAN BE PRUNED UP AS A MULTI-TRUNK SEPCIMENT, EXPOSING ATTRACTIVE BARK; EST LIFESPAN 60-75 YRS OR MORE | | | | | | |
|  | • | | | • | • | | • | | | | | | | • | | • | | | | | | | | | | | • | • | • | • | • | • | • | • | | | | | | | 2 1 | 1 2 | | | | | SIDEWALK DAMAGE TRAIN WHEN YOUNG 'RAYWOOD' CULTIVAR WITH FAST GROWTH RATE; UPRIGHT OVAL FORM; SMALL FLOWERS; SEED CLUSTERS RARELY SEEN; WIDELY USED ATTRACTIVE ST, PARKING LOT, OR PATIO SHADE TREE; MAY SUFFER DIEBACK IN DROUGHT; SUSCEPTIBLE TO WIND BREAKAGE; SUSCEPTIBLE TO APHIDS; EST LIFESPAN 90-125 YRS | | | | | |
|  | • | | | • | | | • | | | | | | | | | | | | | | | | | | | • | | | | | | | | | | | | | | | | | | | | | | | | | | MAIN SPECIES PREHISTORIC RELIC, & NOT KNOWN TO EXIST IN THE WILD; SLOW GROWTH RATE; DEVELOPS A BROAD CANOPY WITH SEVERAL ERCT LEADERS & OUTWARD ANGULAR BRANCHING, OR LESS OFTEN, AN UPRIGHT CONICAL FORM; LEAVES DROP QUICKLY IN GUSTY WIND; FEMALES PRODUCE FOUL SMELLING FRUIT; TRUNKS OFTEN BECOME FLUTED AT BASE, EXCELLENT PARK OR ST TREE, OR SINGLE LAWN SPECIMEN; DOES NOT THRIVE IN HEAVY OR SOGGY SOILS; RESISTANT TO OAK ROOT FUNGUS & GENERALLY PEST FREE; EST LIFESPAN 500 YRS OR MORE; 'SARATOGA' - MALE (NO FRUIT); COMMON IN PACIFIC COAST; DENSE, COMPACT HABIT WITH ASCENDING BRANCHES, & DISTINCT CENTRAL LEADER; BUSHY, SLOW GROWTH |
|  | • | | | • | | | • | | | | | • | • | • | | | | | | | | | | | | | • | • | • | • | • | • | • | • | | | | | | | | | | 4 | | | | ROOTS MAIN SPECIES FAST GROWTH RATE; DEVELOPS UPRIGHT TRUNK, SLENDER, ARCHING BRANCES, & A ROUND-TOPPED CANOPY, CASTING FILTERED SHADE; SMALL FLOWERS; LONG LEGUME SEED PODS; COMMONLY CULTIVATED FILTERED SHADE TREE; SLOW TO LEAF OUT IN SPRING & DROPS LEAVES EARLY IN FALL, CAUSING LITTER PROBLEMS; TOLERATES HEAT, ALKALINITY, & MODERATE DROUGHT; DOES WELL IN HOT CLIMATES WITH SEASONAL CHANGE; CATERPILLAR INFESTATIONS CAN TEMPORARILY DEFOLIATE TREES IN LATE SUMMER; EST LIFESPAN 50-100 YRS; 'SHADEMASTER' - UPRIGHT WITH THE FASTEST GROWTH; THORNLESS; MAY BE PODLESS; HEAVY FOLIAGE HELD LONGER IN FALL THAN THAT OF MOST CULTIVARS; RESISTS DROUGHT, DISEASE FREE; CANKER RESISTANT | | | | |

| | | EVERGREEN | DECIDUOUS | CONIFEROUS | PALM | UP TO 15' | 15' - 30' | 30' - 50' | OVER 50' | 20' OR LESS | 20' - 30' | 30' + | ROUND | SPREADING | COLUMNAR | OVAL | UPRIGHT | PYRAMIDAL | OPEN | MEDIUM | DENSE | FINE | MED | COARSE | 20' - 30' | 30' - 40' | 40' + | SUN | SUN-SHADE | SHADE | DROUGHT | WIND? | OAK ROOT FUNGUS | 20-40 YRS | OVER 40 YRS | AROMATIC | ATTRACTS BIRDS | FRUIT/FLOWER | FALL COLOR | UNUSUAL LEAVES | 2' TO 4' | 4' TO 6' | OVER 6' | RETROFIT COMM 2 _ JANE | RETROFIT COMM 1 _ JANE | RESIDENTIAL | NEW COMMERCIAL | | | | | |
|---|--|-----------|-----------|------------|--------|-----------|-----------|-----------------|----------|-------------|-----------|-------|-------|-----------|----------|--------------------|---------|-----------|------|---------|-------|----------|-----|-----------|-----------|--------------------|--------------------------------|-----|-----------|-------|-------------------|-------|-----------------------|-----------|-------------|----------|----------------|--------------|------------|----------------|----------|----------|---------|---------------------------|---------------------------|-------------|----------------|--------|--|---|---|--|
| | SCIENTIFIC NAME COMMON NAME 'CULTIVATED VARIETY' | TYPE | | | HEIGHT | | | CROWN SPREAD | | | SHAPE | | | | | FOLIAGE DENSITY | | TEXTURE | | SPACING | | EXPOSURE | | TOLERANCE | | LIFE OF TREE | OUTSTANDING CHARACTERISTICS | | | | PARKWAY STRIPS | | EXISTING LOCATIONS | | | COMMENTS | | | | | | | | | | | | | | | | |
|  | TRISTANIA LAURINA TRISTANIA 'LAURINA' | • | | | | • | | | | • | | | • | | | | | | | | | | | | | | | | | | | | | | | | | | | | | | | | | | | 1 | | | | SLOW GROWTH RATE; DENSE, ROUNDED, UPRIGHT FORM; CLUSTERS OF SMALL FLOWERS AROMATIC WHEN CRUSHED; SMALL SEEDS; ATTRACTIVE SMALL EVERGREEN ACCENT TREE, USEFUL AS A STANDARD WITH STAKING & PRUNING; TOLERATES INLAND HEAT & MODERATE DRYNESS IN SEMI-SHADE, BUT BECOMES LEGGY IN FULL SHADE; BEST IN FULL SUN NEAR THE COAST; EST LIFESPAN 80-100 YRS |
|  | ULMUS HYBRID 'FRONTIER' FRONTIER ELM | • | | | | • | | | | • | | | | | | | | | • | | | | | | | | | | | | | | | | | | | | | | | | | | | | | | INFO FROM U.S. NATIONAL ARBORETUM: RELEASED IN 1990; HYBRID ELM OF MODERATE STATURE AND ATTRACTIVE RED FALL COLOR; COMBINES A HIGH TOLERANCE LEVEL TO DUTCH ELM DISEASE, MODERATE RESISTANCE TO ELM LEAF BEETLE, SMALL LEAVES, & AN RED-PURPLE AUTUMN COLORATION; GOOD FOR USE IN SMALLER LANDSCAPES, ALONG CITY STREETS, & UNDER POWER LINES; SMALL TO INTERMEDIATE SIZE TREE; HIGHLY TOLERANT TO NATURAL INFECTIONS OF ELM YELLOW; RARELY FLOWERS, SO NO SEED PRODUCTION OBSERVED; TOLERANT IN URBAN LOCATIONS; AVOID PLANTING CLOSE TO BUILDINGS IN AREAS WITH HIGH LEAF BEETLE POPULATIONS; SLOWER GROWING IN SOD CULTURE; | | | |
|  | ARBUTUS 'MARINA' ARBUTUS 'MARINA' | • | | | | • | | | | • | • | | | | | | • | • | | | | | • | | | | | | | | | | | | | | | | | | | | | | | | | | SHOWY FLOWERS MAIN SPECIES HAS CONFLICTING INFORMATION; 'MARINA' - HYBRID; PINK FLOWERS; NOT AS TALL AS MAIN SPECIES WITH EQUAL SPREAD; TOLERATES DROUGHT ONCE ESTABLISHED; PREFERS WELL DRAINED SOILS; FRUITS 1 INCH WIDE AND VERY ABUNDANT | | | |
|  | GINKGO BILOBA 'AUTUMN GOLD' GINKGO 'AUTUMN GOLD' | • | | | | • | | | | • | • | | | | | | | | | • | | | | | | | | | | | | | | | | | | | | | | | | | | | | | SMOG TOLERANT 'AUTUMN GOLD' - FIRST CULTIVAR OF SPECIES DISTRIBUTED IN CA; MALE (NO FRUIT); COMMON; OVAL UPRIGHT CROWN; | | | |
|  | PLATANUS ACERIFOLIA 'COLUMBIA' LONDON PLANE 'COLUMBIA' | • | | | | • | | | | • | | | • | | | | | | | • | | | | | | | | | | | | | | | | | | | | | | | | | | | | 1 4 | 4 0 | 3 | MAIN SPECIES GROWS FAST, DEVELOPING BROAD, SYMMETRICAL, CONICAL TO OVAL FORM; PODS HANG IN CLUMPS OF 2-3 ON STRING; CLASSIC SHADE TREE FOR ST, PARK OR LARGE TREE WELLS; SOMETIMES POLLARDED FOR URBAN USE; ANTHRACNOSE (AIRBORNE DISEASE) CAUSES TEMPORARY LEAF DROP & DISFIGURATION; TOLERATES HEAT, DUST, & SMOG; NEEDS AMPLE ROOM; SHALLOW WATERING PRODUCES LARGER SURFACE ROOTS, WHICH CAN HEAVE PAVING; LIFESPAN EST 150-300 YRS; 'COLUMBIA' HAVE GOOD MILDEW RESISTANCE IN COASTAL CLIMATES; RESISTS ANTHRACNOSE ON EAST COAST, BUT NOT THE WEST COAST; | |

| | SCIENTIFIC NAME COMMON NAME 'CULTIVATED VARIETY' | TYPE | | | HEIGHT | | | CROWN SPREAD | | | SHAPE | | | | | FOLIAGE DENSITY | | | TEXTURE | | | SPACING | | | EXPOSURE | | | TOLERANCE | | | LIFE OF TREE | | | OUTSTANDING CHARACTERISTICS | | | PARKWAY STRIPS | | | EXISTING LOCATIONS | | | COMMENTS | | | |
|--|--|-----------|-----------|------------|--------|-----------|-----------|--------------|----------|-------------|-----------|-------|-------|-----------|----------|-----------------|---------|-----------|---------|--------|-------|---------|-----|--------|-----------|-----------|-------|-----------|-----------|-------|--------------|-------|-----------------|-----------------------------|-------------|----------|----------------|--------------|------------|--------------------|---------|---------|----------|---------|---|---|
| | | EVERGREEN | DECIDUOUS | CONIFEROUS | PALM | UP TO 15' | 15' - 30' | 30' - 50' | OVER 50' | 20' OR LESS | 20' - 30' | 30' + | ROUND | SPREADING | COLUMNAR | OVAL | UPRIGHT | PYRAMIDAL | OPEN | MEDIUM | DENSE | FINE | MED | COARSE | 20' - 30' | 30' - 40' | 40' + | SUN | SUN-SHADE | SHADE | DROUGHT | WIND? | OAK ROOT FUNGUS | 20-40 YRS | OVER 40 YRS | AROMATIC | ATTRACTS BIRDS | FRUIT FLOWER | FALL COLOR | UNUSUAL LEAVES | 2 TO 4' | 4 TO 6' | | OVER 6' | RETROFIT COMM 2 | RETROFIT COMM 1 |
|  | QUERCUS ILEX HOLLY OAK | • | | | | • | | • | • | • | | | | | | • | | • | | | | | • | • | • | | • | • | • | | | | | | | | | | | | | | | | | ACORNS MODERATE GROWTH RATE; DEVELOPS DENSE, OVAL, ROUND-TOPPED FORM FROM A HEAVY TRUNK WITH THICK ASCENDING LIMBS & TWIGGY ENDS; TINY FLOWERS; ACORNS MATURE IN LATE SUMMER; ATTRACTIVE, DEEPLY ROOTED EVERYGREEN LAWN, PARK OR ST TREE; TOLERATES WIND & COASTAL CONDITIONS AS WELL AS HEAT INLAND, WHERE IT DOES BEST WITH MODERATE MOISTURE, OFTEN IN LAWNS; GROWTH IS STUNTED IN DROUGHT; TOLERATES CLIPPING INTO HEDGES OR OTHER FORMS; EST LIFESPAN 100-200 YRS |
|  | QUERCUS RUBRA RED OAK | • | | | | • | | • | • | • | | | | | | • | | • | | | | | | • | • | • | | | | | | | | | | | | | | | | | | | NEEDS AMPLE WATER MODERATE GROWTH RATE; BROAD OVAL CANOPY & A SYMMETRICALLY ROUNDED SHAPE WITH BRANCHES ASCENDING FROM A LARGE CENTRAL TRUNK; DEEP ORANGE RED BROWN COLOR; TINY FLOWERS; ACORNS MATURE IN FALL; DESIRABLE LARGE-SCALE OAK WITH CONSISTENT UPRIGHT BRANCHING COMMONLY USED FOR ST, PARK, OR LAWN SHADE TREE; DEEP ROOTS WITH HEAVY SUBSURFACE LATERAL ROOTS, WHICH REQUIRE ROOM TO SPREAD; REQUIRES DEEP WATERING & WELL DRAINED SOIL TO BECOME ESTABLISHED; INITIAL GROWTH SLOW FOR ABOUT 10 YRS; EST LIFESPAN 500 YRS OR MORE; | |
|  | ZELKOVA SERRATA 'VILLAGE GREEN' SAWLEAF ZELKOVA 'VILLAGE GREEN' | • | | | | • | | • | • | • | | | | | | • | | • | | | | | | • | • | | | | | | | | | | | | | | | | | | | 1 | MAIN SPECIES MODERATE TO FAST GROWTH RATE; FROMS A BROAD, ARCHING CANOPY WITH STRONG FRAMEWORK OF MULTIPLE BRANCHES FROM A LARGE, SHORT TRUNK; TINY FLOWERS; SMALL FRUITS; EXCELLENT LARGE ST OR PARK TREE; GENERALLY PREFERS CLIMATES WITH SEASONAL CHANGE & COLDER WINTERS; DEEP-ROOTED, BUT REQUIRES ADEQUATE ROOM FOR IT'S CANOPY & LARGE ROOTS; TOLERATES WIND & HEAT; FAIRLY PEST RESISTANT, EXCEPT FOR OCCASIONAL RED SPIDER MITES & BLACK SCALE; CLOSELY RELATED TO ELMs. & THO RESISTANT TO DUTCH ELM DISEASE, CAN BE CONSIDERED A CARRIER; EST LIFESPAN 200-300 YRS; 'VILLAGE GREEN' - COMMON; ROUNDED CROWN; FALL COLOR RUSTY-RED; HARDIER THAN OTHER CULTIVARS; | |