




Office of the City Manager

WORKSESSION  
September 20, 2016

To: Honorable Mayor and Members of the City Council  
From:  Dee Williams-Ridley, City Manager  
Submitted by: Michael K. Meehan, Chief of Police  
Subject: Mid-year 2016 Crime Report

INTRODUCTION

At the request of City Council, the City Manager provides semi-annual reports on crime statistics in Berkeley. This report provides information on reported Part One crime for January through June of 2016 and compares those statistics with mid-year crime data from 2012 through 2015. This report provides Council with accurate crime data with the intent of informing the discussion on current efforts to reduce crime and victimization in the City of Berkeley.

CURRENT SITUATION AND ITS EFFECTS

In the first six months of 2016, reported Part One crime in Berkeley decreased by 8.3% overall. Part One crimes decreased in all categories with the exception of Rape, Aggravated Assault and Arson.

Homicides

There were no homicides in Berkeley during the first six months of the 2016. Felony aggravated assaults and cold case investigation continue to be a focus of our investigators.

Robberies

Overall, robberies have decreased 9.7%, from 165 in 2015 to 149 this year. Pedestrian robberies decreased 19.5%.

Rape and Aggravated Assaults

The FBI implemented the revised Uniform Crime Report sexual assault definition in January 2015, which resulted in reportable sexual assault statistics increasing nationwide. Reported rapes were up 65%, an increase of eleven cases, as compared to 2015. Six of the twenty-eight cases fell under the new definition. 81% of the reported rapes involved an acquaintance of some type, either recently introduced, or previously

known to the victim. Of the five reported sexual assaults by strangers, three were part of a digital penetration series in the South Campus. Two other incidents occurred during domestic violence incidents. There were eight more reports of assaults by partners or former partners in 2016 than in 2015.

Aggravated Assaults were up 22.2%, with sixteen incidents more than in 2015. Aggravated assaults often involve people who know each other. Many of these cases involved victims or suspects who are transient and suffering from mental illness.

#### Burglary, Larceny and Auto Theft

Overall, Part One Property crimes decreased by 9.4%. Burglaries decreased 26.8% compared to 2015. Larcenies were down by 4.4%, and there were thirty-five fewer Auto Thefts, a 10.1% decrease, as compared to the first six months of 2015.

#### Arson

Reported arsons increased from nine cases in 2015 to seventeen in 2016. Of the seventeen cases, three involved a subject who had a previous history of arson. Five of the cases involved subjects with known mental health issues. Five of the cases reported involved debris left on the street and six were trash or dumpster fires.

#### Data

Data on serious crime is collected annually by the Federal Bureau of Investigation (FBI) from over 17,000 law enforcement agencies representing over 90% of the U. S. population. The FBI's primary objective in the Uniform Crime Report (UCR) is to generate a reliable set of crime statistics for use in law enforcement administration, operation, and management in the United States. The UCR tracks the following crimes:

#### Violent Crimes

Murder  
Rape  
Robbery  
Aggravated Assault

#### Property Crimes

Burglary  
Larceny (petty and grand theft, auto burglary)  
Auto Theft  
Arson\*

*\*Arson is a UCR crime tracked separately from violent and property crime. It is included in the accompanying graphs.*

The UCR data provides the Berkeley Police Department the ability to analyze national and local crime trends, determine the effectiveness of response to crime, and conduct future planning and potential resource allocation. The FBI UCR handbook discourages using UCR statistics to compare crime rates of one jurisdiction to another because of the complex variables affecting crime and crime reporting practices.

#### BPD Crime Prevention and Response Strategies

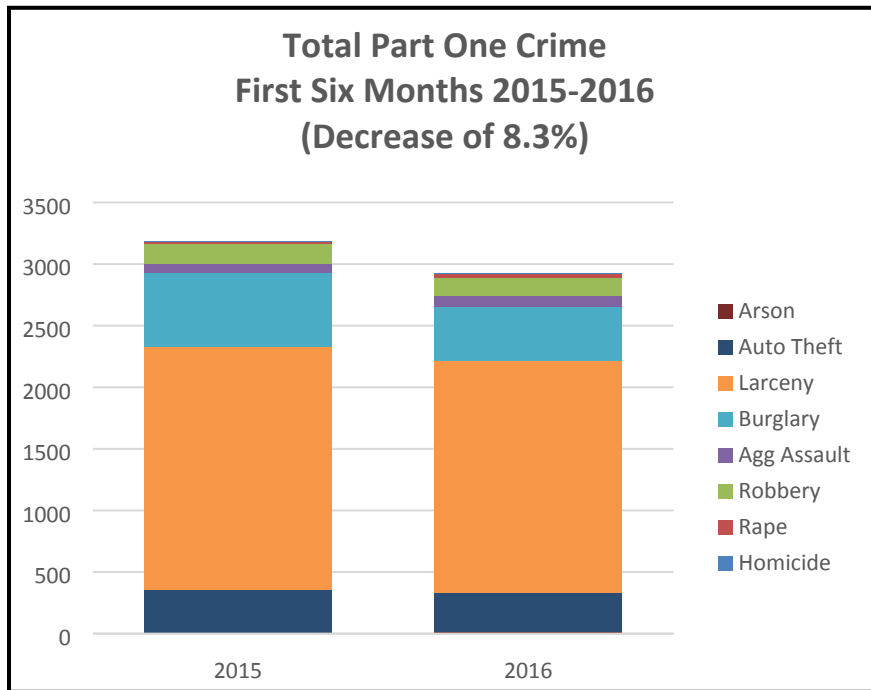
For 2016, the Berkeley Police Department's goal is to reduce the level of Part One Crime experienced in 2015 and previous years. The Department continued to implement strategies that have made a positive impact on crime and community engagement and launched new ones, including:

- Due to the rise in sexual assaults, BPD is adding an additional full-time sexual assault investigator to the Special Victims Unit
- BPD was the first police department in the state of California to be certified to teach de-escalation training to its officers. This training as well as continued CIT training provides additional tools for officers to use on calls for service relating to persons in mental crisis.
- BPD is training officers to become instructors in Principled Policing training.
- BPD collaborating with the Berkeley Unified School District to create Law and Social Justice classes for the high school with the goal of preparing students for possible careers in criminal justice, potentially with the Berkeley Police Department.
- Conducts Weekly Crime Analysis and Response Strategy (CARS) meetings, which coordinate and focus police resources on current crime trends, recent incidents and chronic offenders.
- Based on information provided by crime analysis and the community, robbery, burglary, auto burglary and narcotics reduction activities are conducted by patrol and plain clothes officers in areas and at times when data suggested the highest likelihood of crimes will occur.
- Utilized the Nixle alert and notification service to inform the community about crime prevention strategies, police incidents (e.g. missing persons at risk) and road closures caused by traffic accidents. The department is also working with the City PIO to develop and implement a social media strategy using Facebook, Twitter, Nextdoor and GovDelivery.
- Collaborated with UCPD on rape awareness and prevention training for the fraternities, sororities and the incoming new students.
- Held monthly Berkeley Safe Neighborhood Committee Meetings at the Public Safety Building to collaborate on safety strategies and address public safety concerns.
- In January 2015, the department implemented a new beat structure to improve efficiency and equalize workload among patrol officers. The Department evaluated this structure and determined that the sought after efficiency levels were insufficient. Alternative structures are being evaluated.

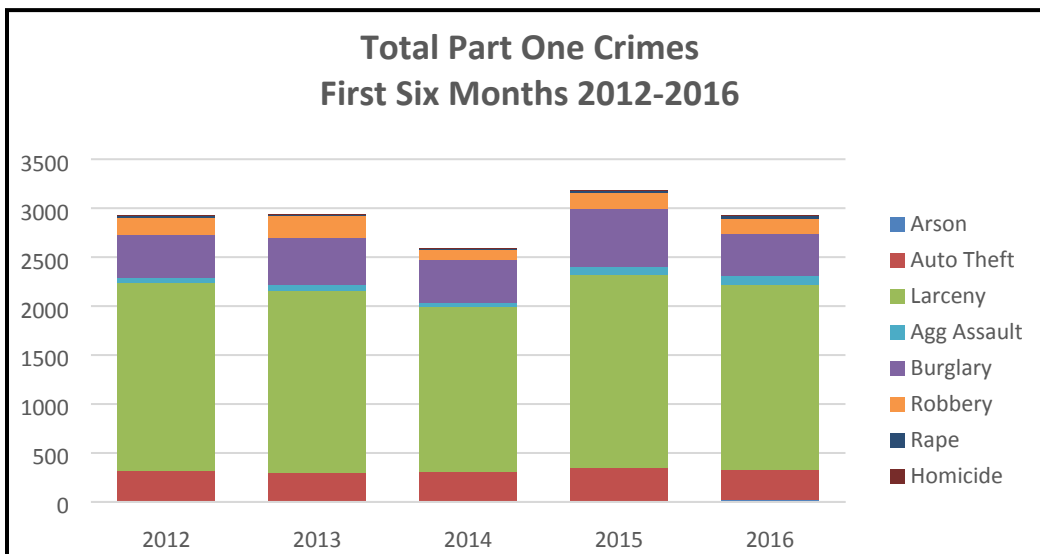
The attached graphs include a look at six-month totals of UCR data for Part One Violent and Property Crimes for 2015 and 2016 in Berkeley, as well as five-year trends in Part One Violent Crimes and Part One Property Crimes.

Graphs below include:

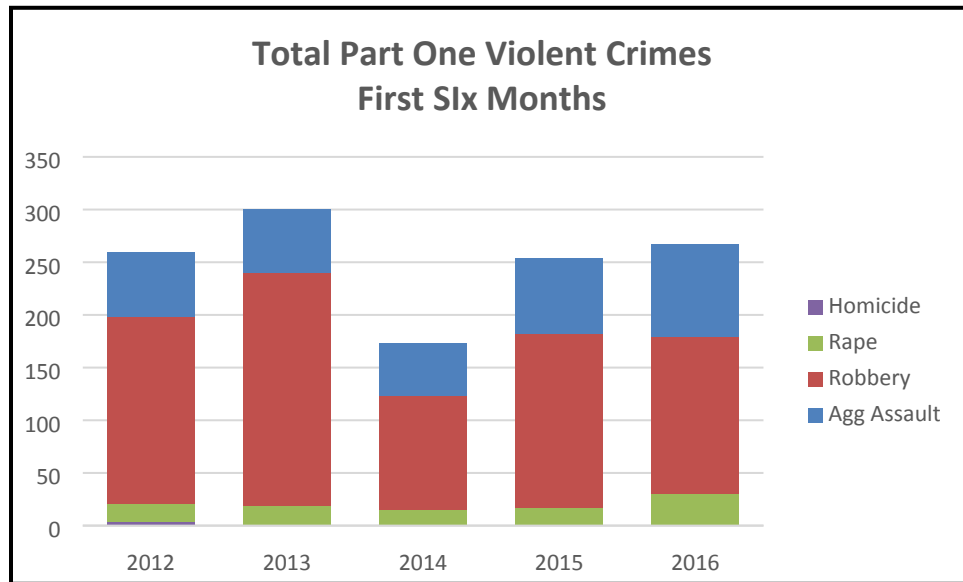
- UCR Part One Violent and Property Crime, two year trend
- UCR Part One Violent and Property Crime, five year trend
- UCR Part One Violent Crime, five year trend
- UCR Part One Property Crime, five year trend



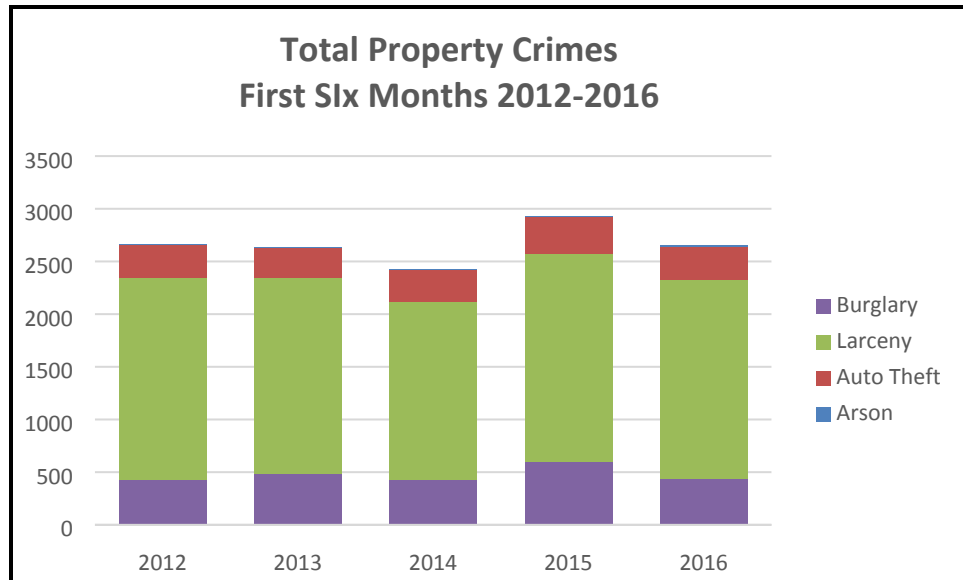
	Homicide	Rape	Robbery	Agg Assault	Burglary	Larceny	Auto Theft	Arson
2015	0	17	165	72	598	1974	348	9
2016	0	28	149	88	438	1887	313	17



	Homicide	Rape	Robbery	Agg Assault	Burglary	Larceny	Auto Theft	Arson
2012	3	18	177	61	433	1910	319	6
2013	1	18	221	60	479	1860	293	8
2014	1	14	108	50	432	1683	302	5
2015	0	17	165	72	598	1974	348	9
2016	0	28	149	88	438	1887	313	17



	Homicide	Rape	Robbery	Agg Assault
2012	3	18	177	61
2013	1	18	221	60
2014	1	14	108	50
2015	0	17	165	72
2016	0	28	149	88



	Burglary	Larceny	Auto Theft	Arson
2012	433	1910	319	6
2013	479	1860	293	8
2014	432	1683	302	5
2015	598	1974	348	9
2016	438	1887	313	17

ENVIRONMENTAL SUSTAINABILITY

There are no identifiable environmental opportunities or effects associated with the subject of this report.

CONTACT PERSON

Michael Meehan, Police Chief, (510) 981-5900