

2022 SOUTHSIDE AREA UC BERKELEY STUDENT HOUSING SURVEY SUMMARY

Overview

In the fall of 2022, the City of Berkeley sought feedback from UC Berkeley students (undergraduate, graduate, and post-doctoral) as part of the City's proposed zoning efforts in the Southside Plan Area.

The survey was open from November 27, 2022 through December 18, 2022 (21 days). A total of 528 individuals submitted survey responses. Of those who responded, 55% live in the Southside Plan Area; 36% live in Berkeley, but not in the Southside; and approximately 9% live elsewhere. The majority of respondents (64%) were undergraduate students, just under 33% were graduate students, and about 3% were postdoctoral. The first 100 respondents received a \$20 gift card to the Cal Student Store.

The survey consisted of a total of 30 questions. This report summarizes the responses. The complete survey report can be found in the Appendix.

Key Takeaways

The questions were broken up into two main sections: (1) Location and Housing Type and (2) Amenities and Dining Options. The questions asked respondents to indicate current and anticipated preferences and/or frequency of use, consider trade-offs (such as what types of amenities they would pay more for), and provided an option to write in responses. Several trends stood out in each section:

Section 1: Housing Location and Type

- 1. Location, and particularly proximity to campus, was the most important consideration for many students when choosing housing.**

When asked if they would be willing to pay more to live near a variety of locations (campus, work, transit, etc.), 23% of respondents indicated that they would be willing to pay more to live near campus. The next most selected response was proximity to off-campus work (selected by 15% of respondents).

- 2. Students indicated a preference for living in low-rise to mid-rise buildings (up to 7 stories), as well as single family homes, which appears to be reflective of the types of buildings students already live in.**

More than half of all respondents indicated they would choose to live in one of those three building types. When asked about their current living situation, the greatest number of respondents (31%) reported that they live in a low-rise building (4 stories or less), followed by mid-rise buildings, 5-7 stories (20%), and single-family homes (17%). Similarly, students indicated a preference for 2-3-bedroom units, followed by studios or 1-bedroom units. When asked about their current living situation, almost half of all respondents reported that they live in 2-3-bedroom apartments.

- 3. When asked about what factors influence their choice in housing, students tended to favor factors such as location, room type, and unit type more than factors such as common spaces and amenities.**

Section 2: Amenities and Dining Options

- 1. Laundry rooms were overwhelmingly the most desired building amenity**, with 54% of respondents marking it as very important (a total of 85% of respondents marked it as either somewhat or very important).

When asked which building amenities they would be willing to pay more for, laundry rooms were the most selected amenity, with 20% of respondents indicating that they would be willing to pay more for one. This was followed by a study room (selected by 16% of respondents).

- 2. Students indicated interest in utilizing most types of open spaces (patios, balconies, etc.) with relative frequency (a few times a week to once a week).** The exception was roof decks, which received less interest in frequent use than the other options provided.

- 3. In terms of types of dining options, students indicated reliance on off-campus dining options, particularly on grocery shopping/preparing meals at home.** 33% of students indicated that they go to the grocery store/prepare meals at home at least once a day.


Appendix - Final Report

Explore the data behind your survey responses. Gain a better perspective of your survey data and uncover insights for further planning.

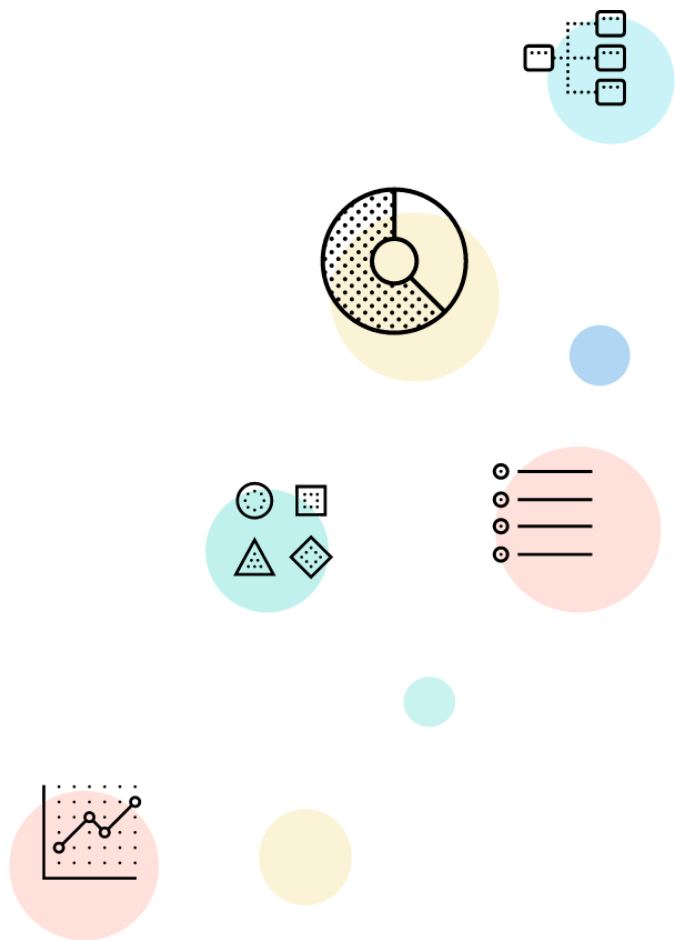
 Visited
1452

 Started
528

 Avg. Time to Complete
6m

 Completed
528

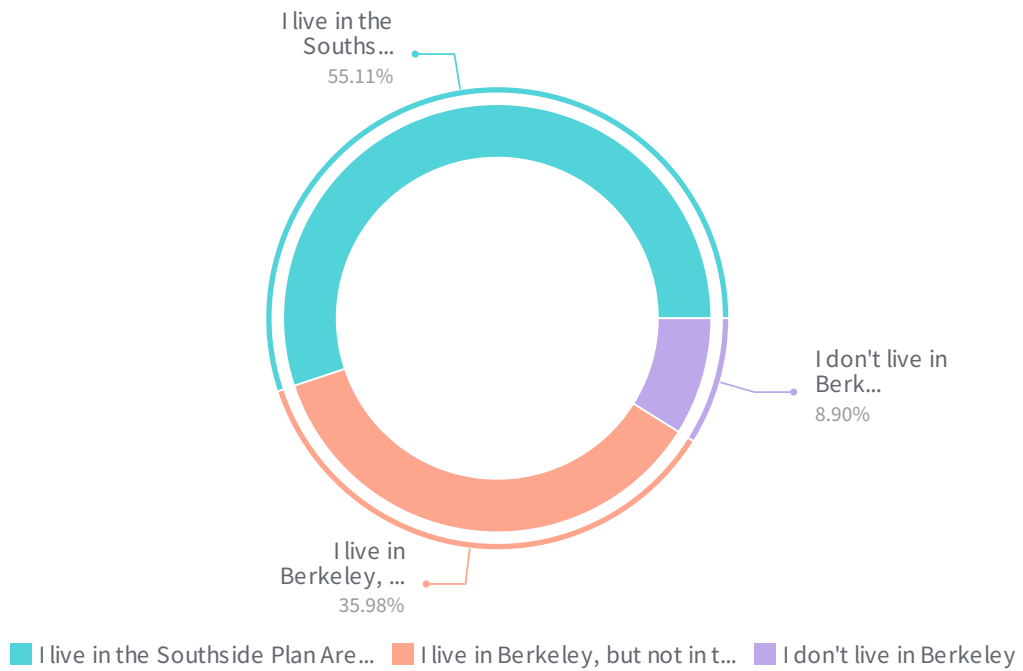
 Completion Rate
100.00%






QUESTION 01 | MULTIPLE CHOICE

Do you live in the Southside Plan Area (outlined in blue below)?

Answered: 528 Skipped: 0

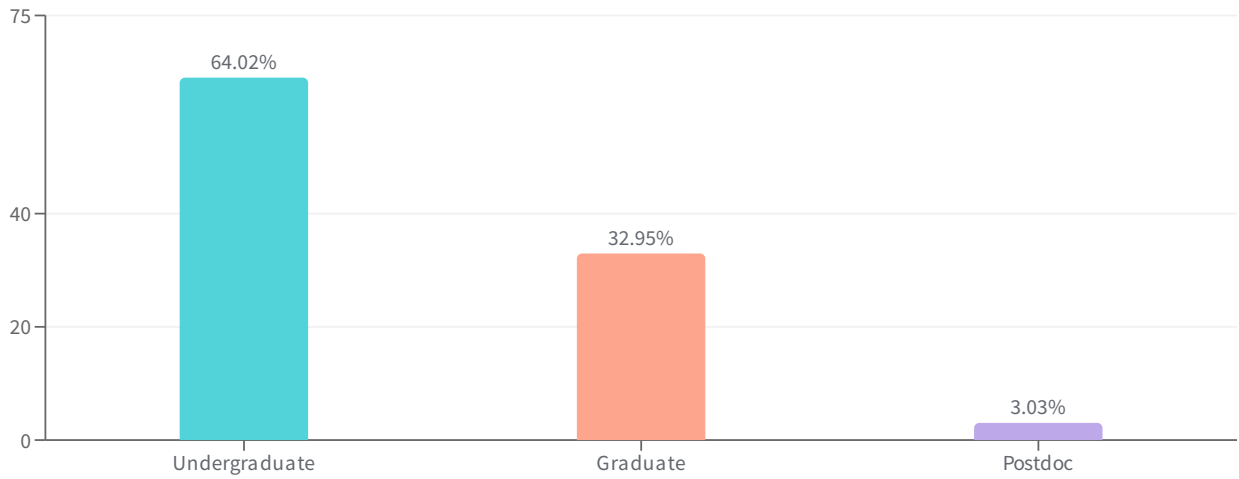


ANSWER CHOICES	RESPONSES	RESPONSE PERCENTAGE
 I live in the Southside Plan Area	291	55.11%
 I live in Berkeley, but not in the Southside	190	35.98%
 I don't live in Berkeley	47	8.90%

QUESTION 02 | MULTIPLE CHOICE

What type of UC Berkeley student are you?

Answered: **528** Skipped: **0**



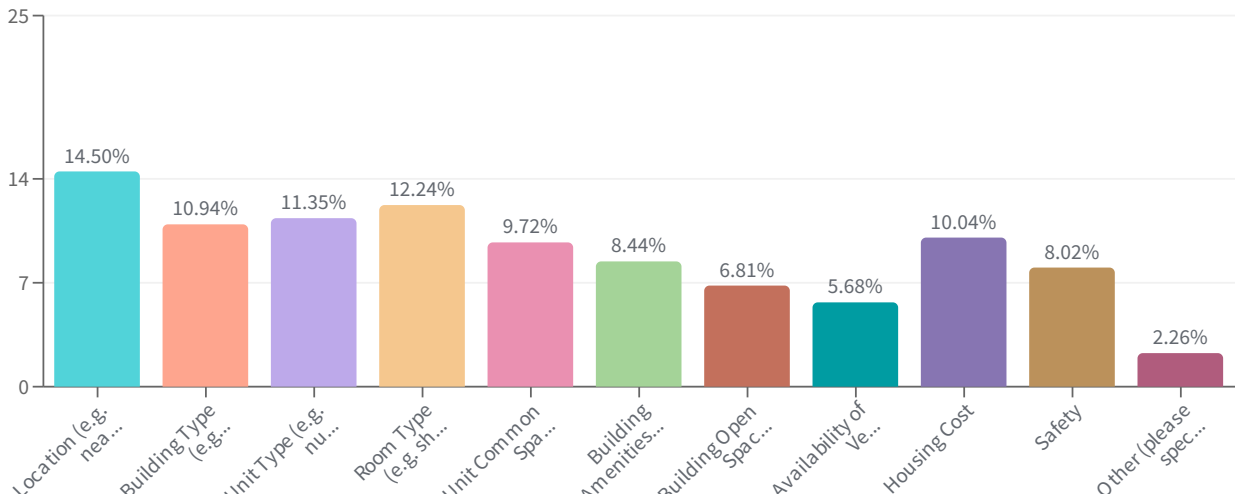
ANSWER CHOICES ▾	RESPONSES ▾	RESPONSE PERCENTAGE ▾
Undergraduate	338	64.02%
Graduate	174	32.95%
Postdoc	16	3.03%

QUESTION 03 | RANK ORDER

Please rank the factors that you consider when choosing a place to live.

Rank 1-11 with 1 being the most preferred. You can either drag the responses into the desired ranking or select a number from the drop down arrow.

Answered: **528** Skipped: **0**



ANSWER CHOICES	AVERAGE	RESPONSE PERCENTAGE
Location (e.g. near campus/work, food/shops, parks)	459.38	14.50%
Room Type (e.g. shared room, private room)	387.62	12.24%
Unit Type (e.g. number and configuration of bedrooms)	359.63	11.35%
Building Type (e.g. high rise, low rise, house, in-law unit, etc.)	346.43	10.94%
Housing Cost	318.22	10.04%
In-Unit Common Spaces (e.g. living room, kitchen)	307.89	9.72%
Building Amenities (e.g. laundry room, gym, bike room, lounge)	267.33	8.44%
Safety	254.22	8.02%

ANSWER CHOICES ▾

AVERAGE ▾

RESPONSE PERCENTAGE ▾

Building Open Spaces (e.g. roof deck, terrace, balcony)

215.77

6.81%

Availability of Vehicle Parking

179.91

5.68%

Other (please specify on next page)

71.60

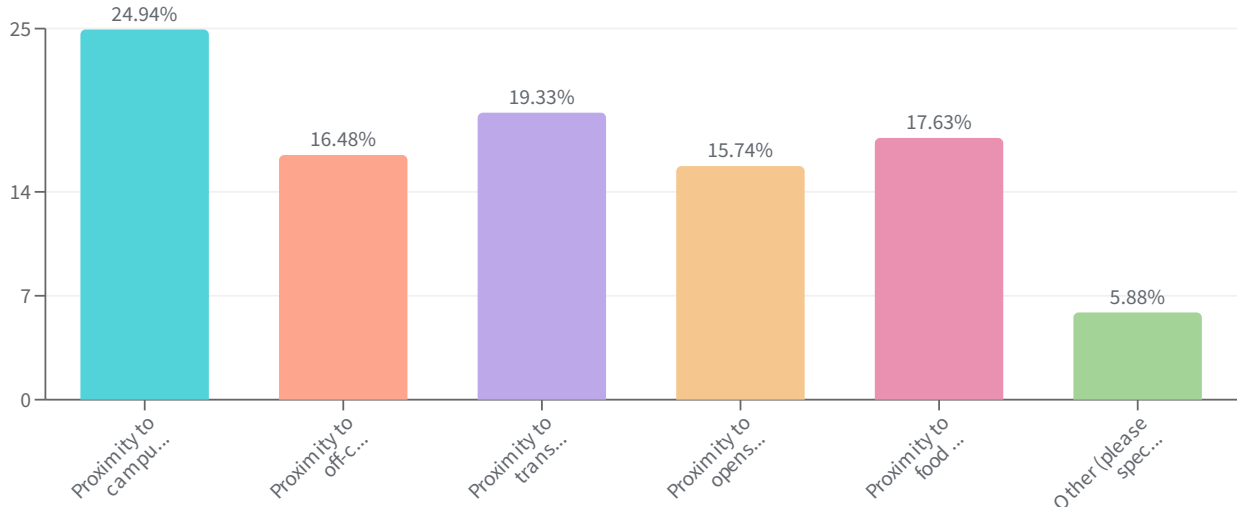
2.26%

QUESTION 05 | RANK ORDER

Please rank in order of importance the factors you looked for when searching for housing location.

Rank 1-6 with 1 being the most preferred. You can either drag the responses into the desired ranking or select a number from the drop down arrow.

Answered: 528 Skipped: 0

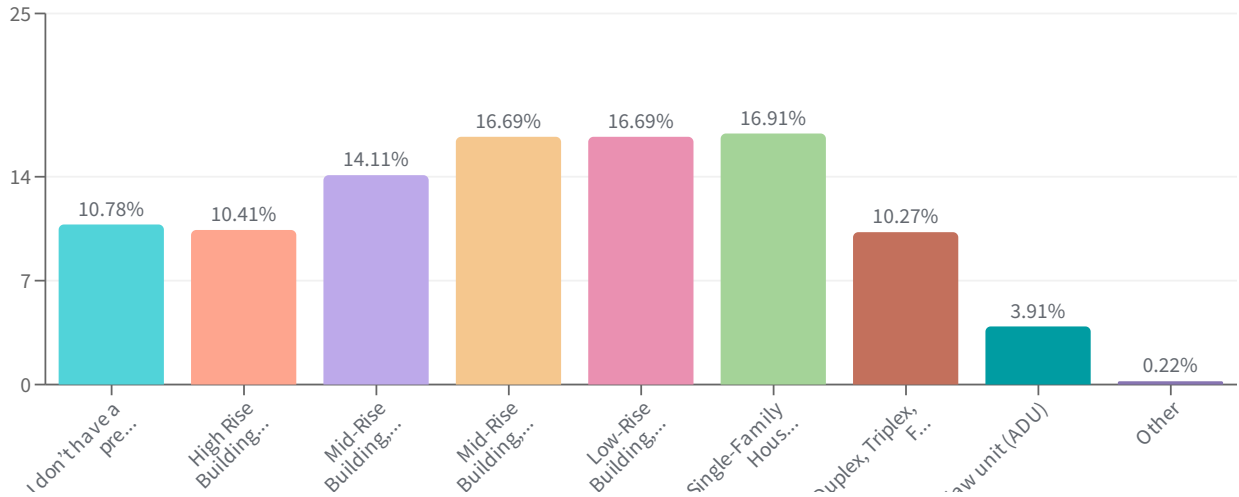


ANSWER CHOICES	AVERAGE	RESPONSE PERCENTAGE
Proximity to campus	460.88	24.94%
Proximity to transit (e.g. BART, AC Transit)	357.31	19.33%
Proximity to food (e.g. restaurant, grocery store)	325.83	17.63%
Proximity to off-campus work	304.61	16.48%
Proximity to open space and recreation (e.g. parks, trails)	290.80	15.74%
Other (please specify on next page)	108.57	5.88%

QUESTION 07 | MULTIPLE CHOICE

Select all building types that you would seek to live in.

Answered: 528 Skipped: 0

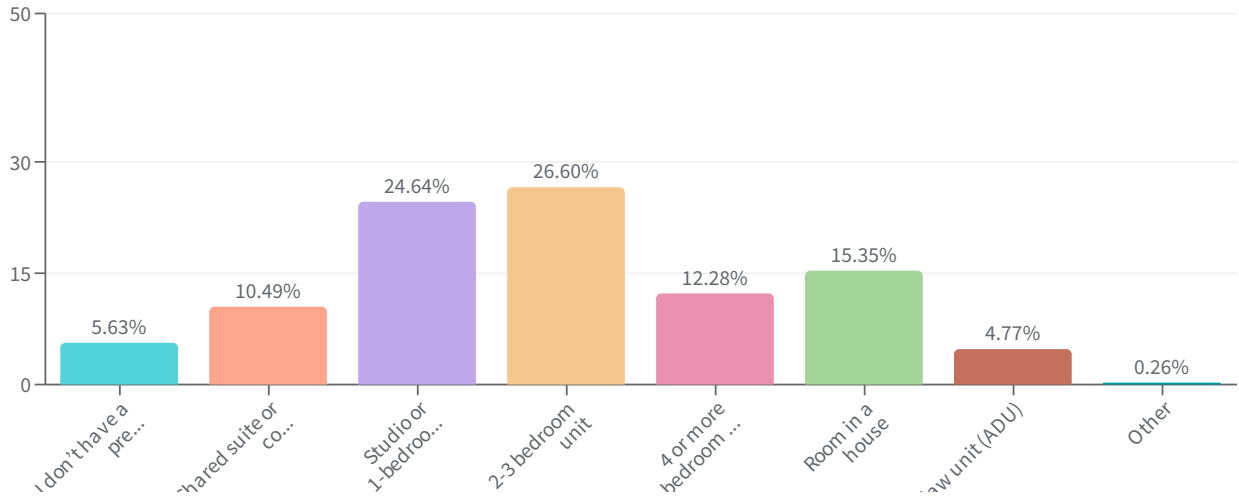


ANSWER CHOICES	RESPONSES	RESPONSE PERCENTAGE
Single-Family House	229	16.91%
Low-Rise Building, 4 stories or less	226	16.69%
Mid-Rise Building, 5 to 7 stories	226	16.69%
Mid-Rise Building, 8 to 11 stories	191	14.11%
I don't have a preference for building type	146	10.78%
High Rise Building, 12 or more stories	141	10.41%
Duplex, Triplex, Fourplex	139	10.27%
In-law unit (ADU)	53	3.91%
Other	3	0.22%

QUESTION 08 | MULTIPLE CHOICE

Select all unit types that you would seek to live in.

Answered: 528 Skipped: 0

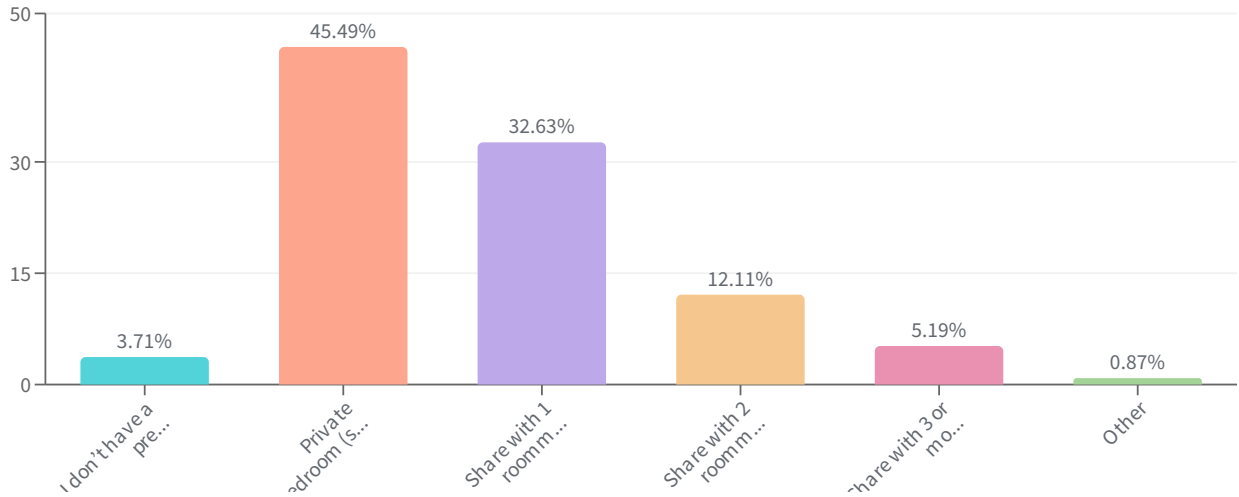


ANSWER CHOICES	RESPONSES	RESPONSE PERCENTAGE
2-3 bedroom unit	312	26.60%
Studio or 1-bedroom unit	289	24.64%
Room in a house	180	15.35%
4 or more bedroom unit	144	12.28%
Shared suite or co-living unit designed for groups of 4-6 people	123	10.49%
I don't have a preference for unit type	66	5.63%
In-law unit (ADU)	56	4.77%
Other	3	0.26%

QUESTION 09 | MULTIPLE CHOICE

Select all room types that you would seek to live in.

Answered: 528 Skipped: 0

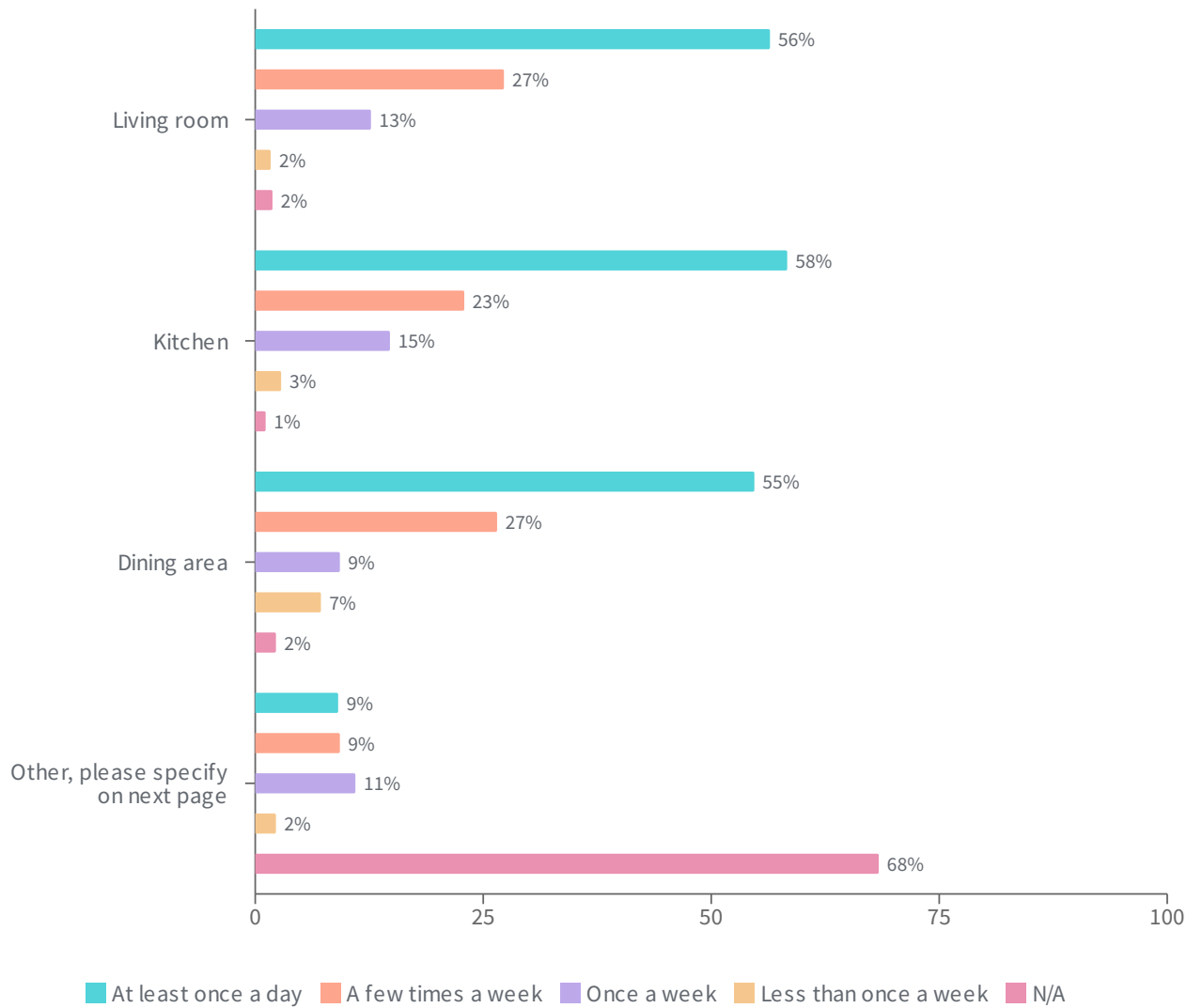


ANSWER CHOICES	RESPONSES	RESPONSE PERCENTAGE
Private bedroom (single)	368	45.49%
Share with 1 roommate (double)	264	32.63%
Share with 2 roommates (triple)	98	12.11%
Share with 3 or more roommates	42	5.19%
I don't have a preference for room type	30	3.71%
Other	7	0.87%




QUESTION 10 | MATRIX



How often would you use the following in-unit common spaces?

Answered: 528 Skipped: 0



	AT LEAST ONCE A DAY	A FEW TIMES A WEEK	ONCE A WEEK
Living room	298 (56.44%)	144 (27.27%)	67 (12.69%)
Kitchen	308 (58.33%)	121 (22.92%)	78 (14.77%)
Dining area	289 (54.73%)	140 (26.52%)	49 (9.28%)

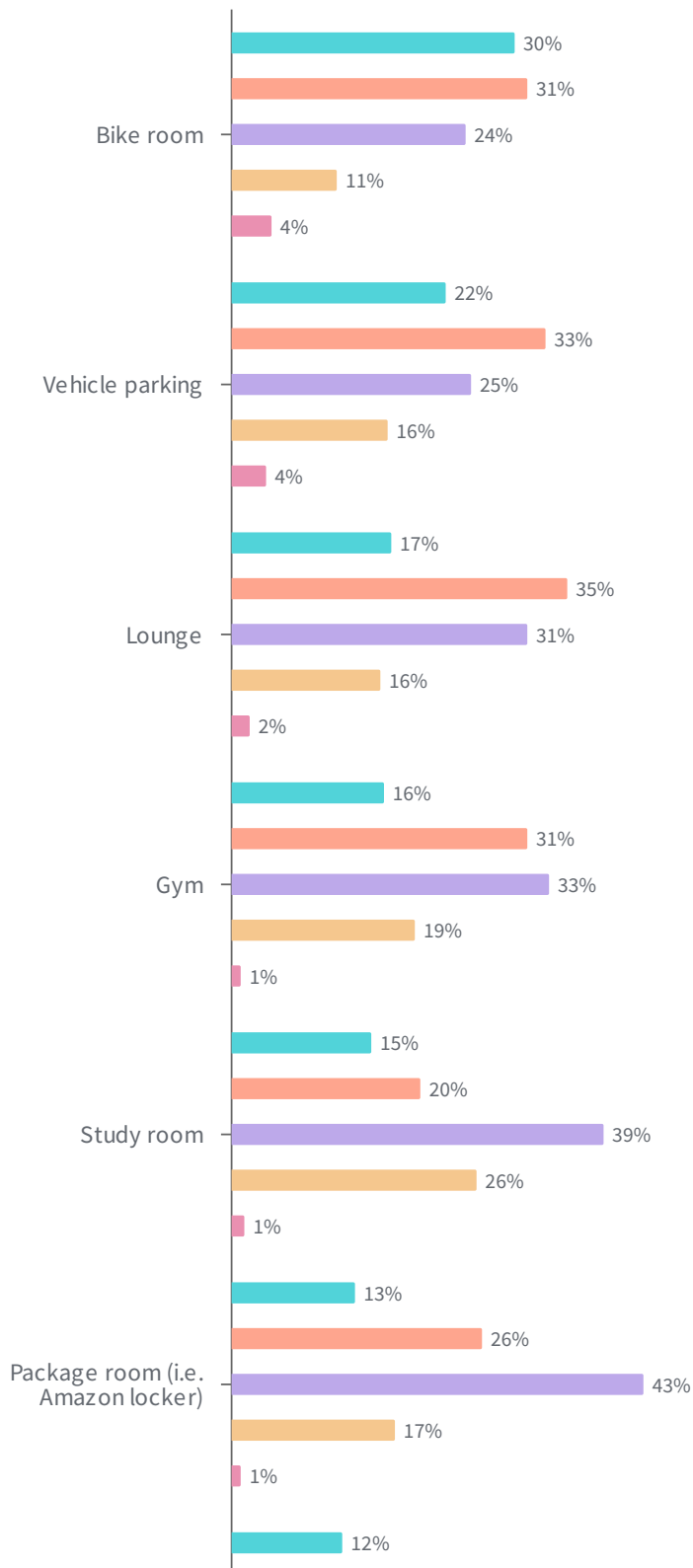
	 AT LEAST ONCE A DAY	 A FEW TIMES A WEEK	 ONCE A WEEK
Other, please specify on next page	48 (9.09%)	49 (9.28%)	58 (10.98%)
Total	943 (44.65%)	454 (21.50%)	252 (11.93%)

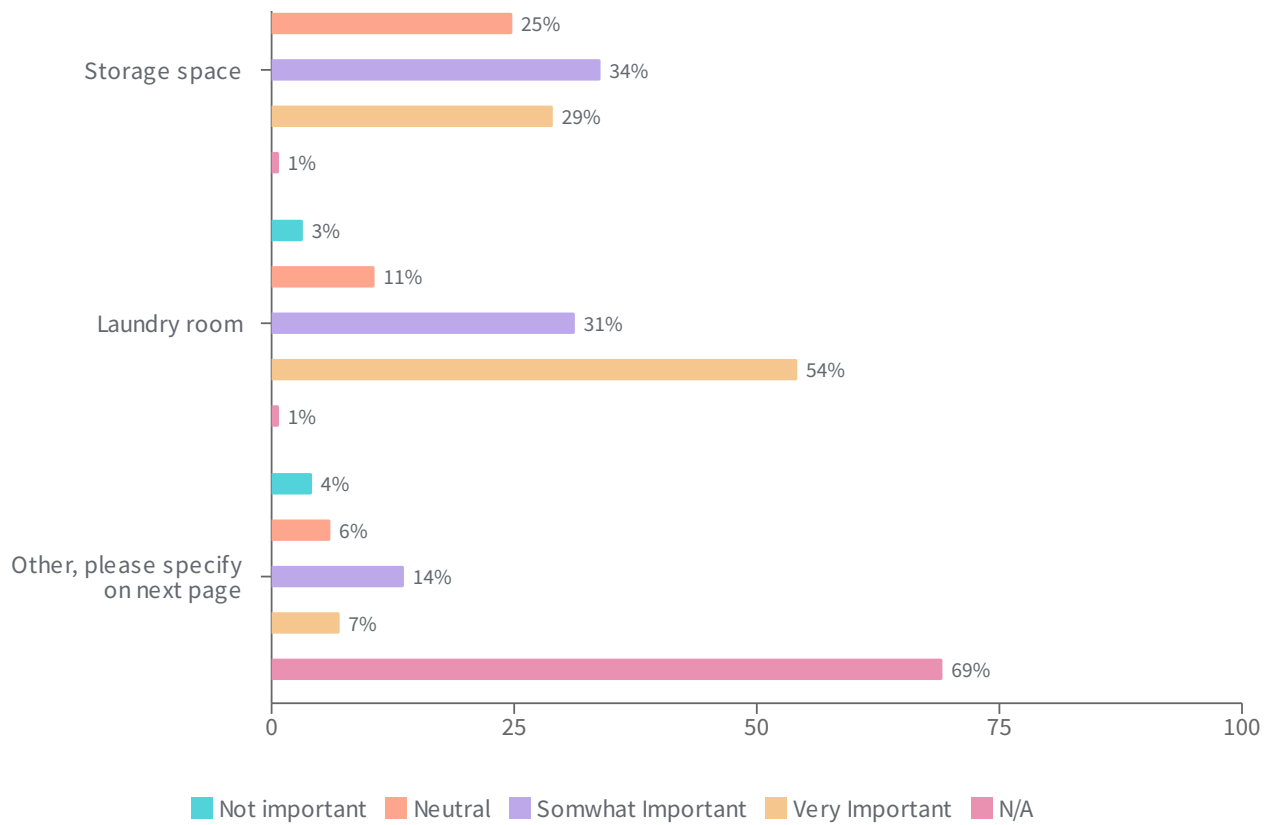
	 LESS THAN ONCE A WEEK	 N/A
Living room	9 (1.70%)	10 (1.89%)
Kitchen	15 (2.84%)	6 (1.14%)
Dining area	38 (7.20%)	12 (2.27%)
Other, please specify on next page	12 (2.27%)	361 (68.37%)
Total	74 (3.50%)	389 (18.42%)

QUESTION 12 | MATRIX



How important are each of the following building amenities to you?

Answered: 528 Skipped: 0





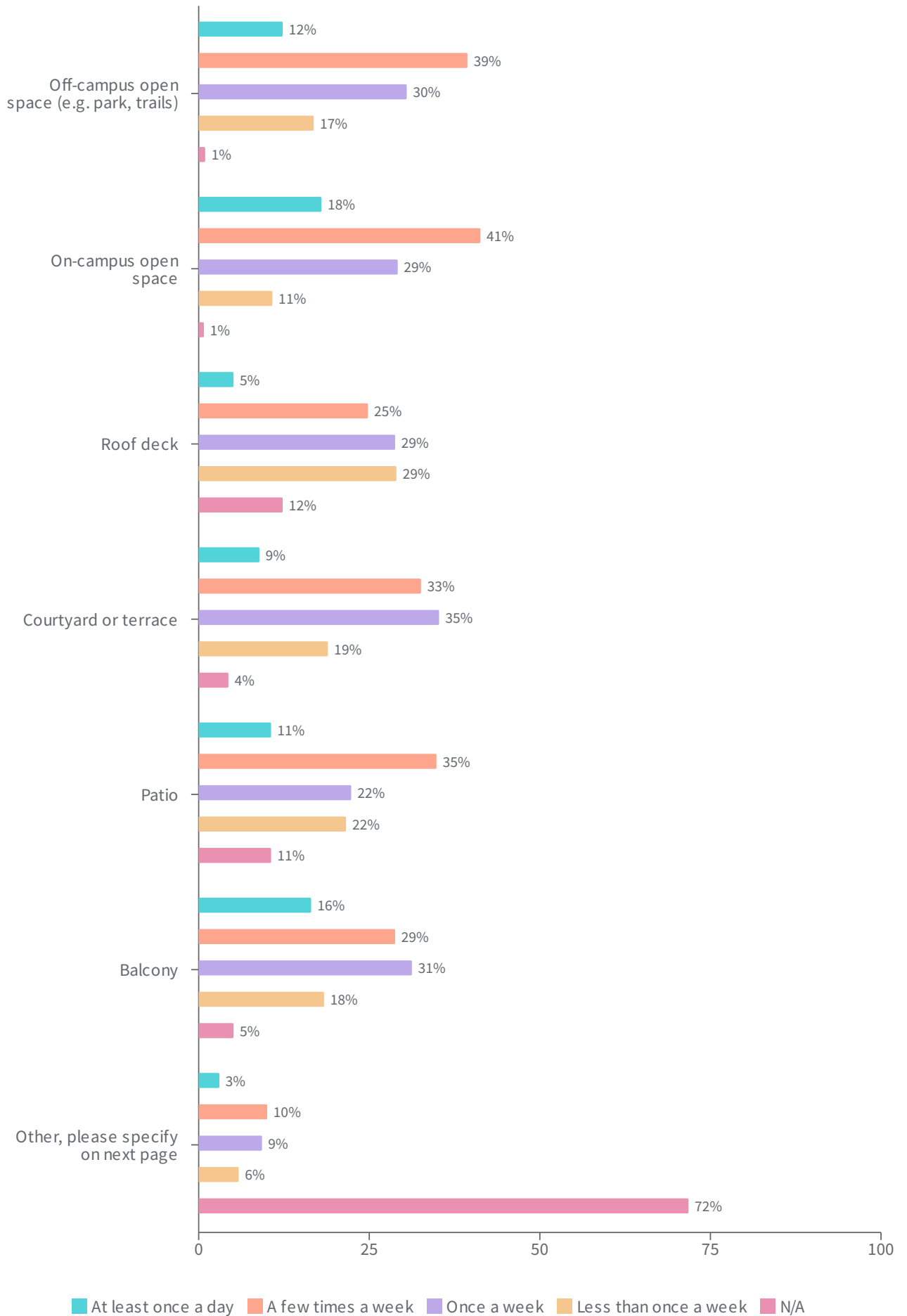
	NOT IMPORTANT	NEUTRAL	SOMWHAT IMPORTANT
Bike room	156 (29.55%)	163 (30.87%)	129 (24.43%)
Vehicle parking	118 (22.35%)	173 (32.77%)	132 (25.00%)
Lounge	88 (16.67%)	185 (35.04%)	163 (30.87%)
Gym	84 (15.91%)	163 (30.87%)	175 (33.14%)
Study room	77 (14.58%)	104 (19.70%)	205 (38.83%)
Package room (i.e. Amazon locker)	68 (12.88%)	138 (26.14%)	227 (42.99%)
Storage space	61 (11.55%)	131 (24.81%)	179 (33.90%)
Laundry room	17 (3.22%)	56 (10.61%)	165 (31.25%)
Other, please specify on next page	22 (4.17%)	32 (6.06%)	72 (13.64%)
Total	691 (14.54%)	1145 (24.10%)	1447 (30.45%)
	VERY IMPORTANT	N/A	




	 VERY IMPORTANT	 N/A
Bike room	58 (10.98%)	22 (4.17%)
Vehicle parking	86 (16.29%)	19 (3.60%)
Lounge	82 (15.53%)	10 (1.89%)
Gym	101 (19.13%)	5 (0.95%)
Study room	135 (25.57%)	7 (1.33%)
Package room (i.e. Amazon locker)	90 (17.05%)	5 (0.95%)
Storage space	153 (28.98%)	4 (0.76%)
Laundry room	286 (54.17%)	4 (0.76%)
Other, please specify on next page	37 (7.01%)	365 (69.13%)
Total	1028 (21.63%)	441 (9.28%)



QUESTION 14 | MATRIX

How often would you use the following open spaces?

Answered: **528** Skipped: **0**



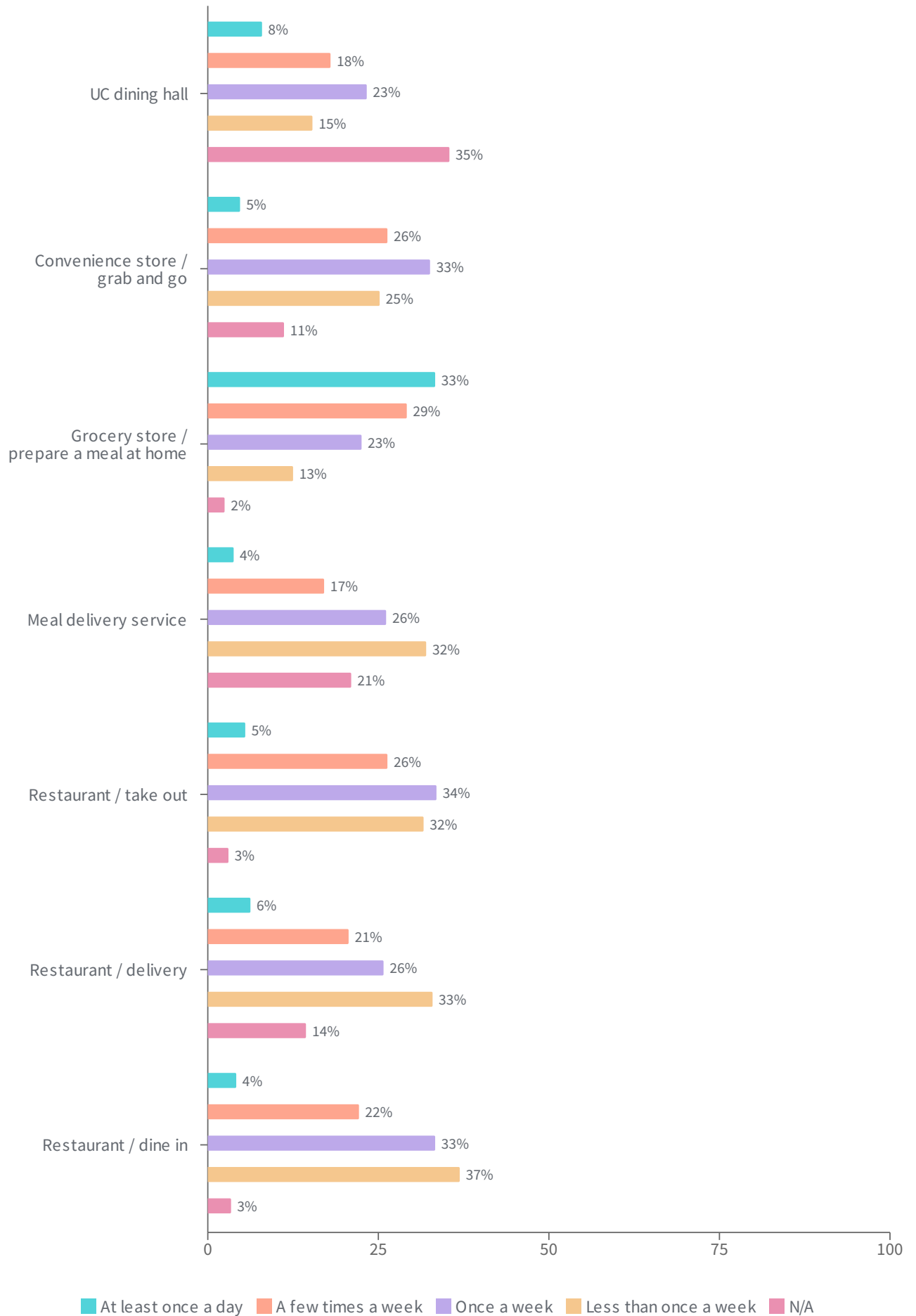
	 AT LEAST ONCE A DAY	 A FEW TIMES A WEEK	 ONCE A WEEK
Off-campus open space (e.g. park, trails)	65 (12.31%)	208 (39.39%)	161 (30.49%)
On-campus open space	95 (17.99%)	218 (41.29%)	154 (29.17%)
Roof deck	27 (5.11%)	131 (24.81%)	152 (28.79%)
Courtyard or terrace	47 (8.90%)	172 (32.58%)	186 (35.23%)
Patio	56 (10.61%)	184 (34.85%)	118 (22.35%)
Balcony	87 (16.48%)	152 (28.79%)	165 (31.25%)
Other, please specify on next page	16 (3.03%)	53 (10.04%)	49 (9.28%)
Total	393 (10.63%)	1118 (30.25%)	985 (26.65%)




	 LESS THAN ONCE A WEEK	 N/A
Off-campus open space (e.g. park, trails)	89 (16.86%)	5 (0.95%)
On-campus open space	57 (10.80%)	4 (0.76%)
Roof deck	153 (28.98%)	65 (12.31%)
Courtyard or terrace	100 (18.94%)	23 (4.36%)
Patio	114 (21.59%)	56 (10.61%)
Balcony	97 (18.37%)	27 (5.11%)
Other, please specify on next page	31 (5.87%)	379 (71.78%)
Total	641 (17.34%)	559 (15.12%)



QUESTION 16 | MATRIX

Currently, which of the following dining options do you use and how frequently?

Answered: **528** Skipped: **0**



	 AT LEAST ONCE A DAY	 A FEW TIMES A WEEK	 ONCE A WEEK
UC dining hall	42 (7.95%)	95 (17.99%)	123 (23.30%)
Convenience store / grab and go	25 (4.73%)	139 (26.33%)	172 (32.58%)
Grocery store / prepare a meal at home	176 (33.33%)	154 (29.17%)	119 (22.54%)
Meal delivery service	20 (3.79%)	90 (17.05%)	138 (26.14%)
Restaurant / take out	29 (5.49%)	139 (26.33%)	177 (33.52%)
Restaurant / delivery	33 (6.25%)	109 (20.64%)	136 (25.76%)
Restaurant / dine in	22 (4.17%)	117 (22.16%)	176 (33.33%)
Total	347 (9.39%)	843 (22.81%)	1041 (28.17%)

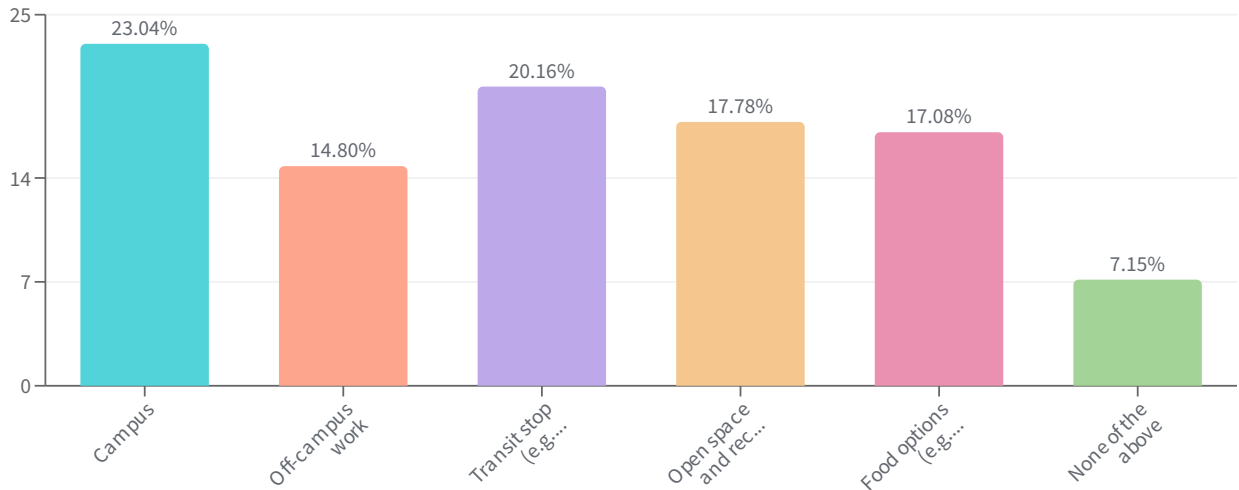
	 LESS THAN ONCE A WEEK	 N/A
UC dining hall	81 (15.34%)	187 (35.42%)
Convenience store / grab and go	133 (25.19%)	59 (11.17%)
Grocery store / prepare a meal at home	66 (12.50%)	13 (2.46%)
Meal delivery service	169 (32.01%)	111 (21.02%)
Restaurant / take out	167 (31.63%)	16 (3.03%)
Restaurant / delivery	174 (32.95%)	76 (14.39%)
Restaurant / dine in	195 (36.93%)	18 (3.41%)
Total	985 (26.65%)	480 (12.99%)

QUESTION 17 | MULTIPLE CHOICE

Would you be willing to pay more to live near any of the following?

Select all that apply.

Answered: **528** Skipped: **0**



ANSWER CHOICES ▾	RESPONSES ▾	RESPONSE PERCENTAGE ▾
Campus	232	23.04%
Off-campus work	149	14.80%
Transit stop (e.g. BART, AC Transit)	203	20.16%
Open space and recreation	179	17.78%
Food options (e.g. restaurants, grocery store)	172	17.08%
None of the above	72	7.15%

QUESTION 18 | SLIDER

How many roommates would you be willing to share a unit/suite with in order to bring down cost?

Select "0" if cost is not an important factor for you.

Answered: **528** Skipped: **0**

RESPONDENT	RESPONSE	SUBMISSION TIME
Anonymous	3	14 Hours ago
Anonymous	0	3 Days ago
Anonymous	1	3 Days ago
Anonymous	1	3 Days ago
Anonymous	10	4 Days ago
Anonymous	4	6 Days ago
Anonymous	3	6 Days ago
Anonymous	3	6 Days ago
Anonymous	4	6 Days ago
Anonymous	3	6 Days ago
Anonymous	3	7 Days ago
Anonymous	3	10 Days ago
Anonymous	1	10 Days ago
Anonymous	1	10 Days ago
Anonymous	1	10 Days ago
Anonymous	5	10 Days ago
Anonymous	1	11 Days ago

Anonymous	1	11 Days ago
Anonymous	2	11 Days ago
Anonymous	2	11 Days ago
Anonymous	10	11 Days ago
Anonymous	3	11 Days ago
Anonymous	0	11 Days ago
Anonymous	1	11 Days ago
Anonymous	3	11 Days ago
Anonymous	2	11 Days ago
Anonymous	3	11 Days ago
Anonymous	4	12 Days ago
Anonymous	2	12 Days ago
Anonymous	0	12 Days ago
Anonymous	3	12 Days ago
Anonymous	1	12 Days ago
Anonymous	1	13 Days ago
Anonymous	2	13 Days ago
Anonymous	3	13 Days ago
Anonymous	5	13 Days ago
Anonymous	2	13 Days ago
Anonymous	7	13 Days ago
Anonymous	0	13 Days ago
Anonymous	2	13 Days ago
Anonymous	1	13 Days ago

Anonymous	3	13 Days ago
Anonymous	3	13 Days ago
Anonymous	2	13 Days ago
Anonymous	3	13 Days ago
Anonymous	3	13 Days ago
Anonymous	5	13 Days ago
Anonymous	3	13 Days ago
Anonymous	2	13 Days ago
Anonymous	5	13 Days ago
Anonymous	4	13 Days ago
Anonymous	6	13 Days ago
Anonymous	3	13 Days ago
Anonymous	2	13 Days ago
Anonymous	0	13 Days ago
Anonymous	0	13 Days ago
Anonymous	2	13 Days ago
Anonymous	4	13 Days ago
Anonymous	1	13 Days ago
Anonymous	1	13 Days ago
Anonymous	4	13 Days ago
Anonymous	3	13 Days ago
Anonymous	4	13 Days ago
Anonymous	3	13 Days ago
Anonymous	3	13 Days ago

Anonymous	1	14 Days ago
Anonymous	3	14 Days ago
Anonymous	10	14 Days ago
Anonymous	2	16 Days ago
Anonymous	5	16 Days ago
Anonymous	4	17 Days ago
Anonymous	1	17 Days ago
Anonymous	4	17 Days ago
Anonymous	2	17 Days ago
Anonymous	4	17 Days ago
Anonymous	8	17 Days ago
Anonymous	1	17 Days ago
Anonymous	3	17 Days ago
Anonymous	3	17 Days ago
Anonymous	3	17 Days ago
Anonymous	3	17 Days ago
Anonymous	3	17 Days ago
Anonymous	3	17 Days ago
Anonymous	3	17 Days ago
Anonymous	3	17 Days ago
Anonymous	10	17 Days ago
Anonymous	4	17 Days ago
Anonymous	1	17 Days ago
Anonymous	1	17 Days ago
Anonymous	3	17 Days ago

Anonymous	3	18 Days ago
Anonymous	3	18 Days ago
Anonymous	0	18 Days ago
Anonymous	0	18 Days ago
Anonymous	8	18 Days ago
Anonymous	7	18 Days ago
Anonymous	3	18 Days ago
Anonymous	3	18 Days ago
Anonymous	2	18 Days ago
Anonymous	1	18 Days ago
Anonymous	7	18 Days ago
Anonymous	8	18 Days ago
Anonymous	8	18 Days ago
Anonymous	8	18 Days ago
Anonymous	3	18 Days ago
Anonymous	1	18 Days ago
Anonymous	4	18 Days ago
Anonymous	1	18 Days ago
Anonymous	4	18 Days ago
Anonymous	3	18 Days ago
Anonymous	2	18 Days ago
Anonymous	0	18 Days ago
Anonymous	3	18 Days ago
Anonymous	3	18 Days ago

Anonymous	1	18 Days ago
Anonymous	3	18 Days ago
Anonymous	3	18 Days ago
Anonymous	2	18 Days ago
Anonymous	1	18 Days ago
Anonymous	7	18 Days ago
Anonymous	4	18 Days ago
Anonymous	5	18 Days ago
Anonymous	4	19 Days ago
Anonymous	1	19 Days ago
Anonymous	10	19 Days ago
Anonymous	1	19 Days ago
Anonymous	1	19 Days ago
Anonymous	1	19 Days ago
Anonymous	1	19 Days ago
Anonymous	2	19 Days ago
Anonymous	1	19 Days ago
Anonymous	2	19 Days ago
Anonymous	2	19 Days ago
Anonymous	2	19 Days ago
Anonymous	2	19 Days ago
Anonymous	1	19 Days ago
Anonymous	1	19 Days ago
Anonymous	3	19 Days ago

Anonymous	1	19 Days ago
Anonymous	1	19 Days ago
Anonymous	1	19 Days ago
Anonymous	3	19 Days ago
Anonymous	3	19 Days ago
Anonymous	1	19 Days ago
Anonymous	3	19 Days ago
Anonymous	4	19 Days ago
Anonymous	3	19 Days ago
Anonymous	4	19 Days ago
Anonymous	3	19 Days ago
Anonymous	3	19 Days ago
Anonymous	4	19 Days ago
Anonymous	4	19 Days ago
Anonymous	4	19 Days ago
Anonymous	4	19 Days ago
Anonymous	5	19 Days ago
Anonymous	5	19 Days ago
Anonymous	5	19 Days ago
Anonymous	5	19 Days ago
Anonymous	5	19 Days ago
Anonymous	5	19 Days ago
Anonymous	1	19 Days ago
Anonymous	3	19 Days ago
Anonymous	1	19 Days ago

Anonymous	3	19 Days ago
Anonymous	3	19 Days ago
Anonymous	3	19 Days ago
Anonymous	1	19 Days ago
Anonymous	1	19 Days ago
Anonymous	3	19 Days ago
Anonymous	1	19 Days ago
Anonymous	3	19 Days ago
Anonymous	3	19 Days ago
Anonymous	3	19 Days ago
Anonymous	3	19 Days ago
Anonymous	2	19 Days ago
Anonymous	0	19 Days ago
Anonymous	6	19 Days ago
Anonymous	6	19 Days ago
Anonymous	6	19 Days ago
Anonymous	6	19 Days ago
Anonymous	6	19 Days ago
Anonymous	6	19 Days ago
Anonymous	6	19 Days ago
Anonymous	2	19 Days ago
Anonymous	2	19 Days ago
Anonymous	3	19 Days ago
Anonymous	2	19 Days ago
Anonymous	2	19 Days ago

Anonymous	2	19 Days ago
Anonymous	3	19 Days ago
Anonymous	3	19 Days ago
Anonymous	4	19 Days ago
Anonymous	1	19 Days ago
Anonymous	0	19 Days ago
Anonymous	1	19 Days ago
Anonymous	2	19 Days ago
Anonymous	3	19 Days ago
Anonymous	5	19 Days ago
Anonymous	4	19 Days ago
Anonymous	0	19 Days ago
Anonymous	1	19 Days ago
Anonymous	5	19 Days ago
Anonymous	2	19 Days ago
Anonymous	3	19 Days ago
Anonymous	5	19 Days ago
Anonymous	5	19 Days ago
Anonymous	5	19 Days ago
Anonymous	5	19 Days ago
Anonymous	5	19 Days ago
Anonymous	5	19 Days ago
Anonymous	3	19 Days ago
Anonymous	1	19 Days ago
Anonymous	1	19 Days ago

Anonymous	1	19 Days ago
Anonymous	3	19 Days ago
Anonymous	1	19 Days ago
Anonymous	1	19 Days ago
Anonymous	1	19 Days ago
Anonymous	1	19 Days ago
Anonymous	3	19 Days ago
Anonymous	1	19 Days ago
Anonymous	3	19 Days ago
Anonymous	3	19 Days ago
Anonymous	3	19 Days ago
Anonymous	3	19 Days ago
Anonymous	1	19 Days ago
Anonymous	3	19 Days ago
Anonymous	1	19 Days ago
Anonymous	1	19 Days ago
Anonymous	1	19 Days ago
Anonymous	3	19 Days ago
Anonymous	3	19 Days ago
Anonymous	1	19 Days ago
Anonymous	1	19 Days ago
Anonymous	1	19 Days ago
Anonymous	3	19 Days ago
Anonymous	1	19 Days ago

Anonymous	3	19 Days ago
Anonymous	3	19 Days ago
Anonymous	1	19 Days ago
Anonymous	1	19 Days ago
Anonymous	1	19 Days ago
Anonymous	1	19 Days ago
Anonymous	1	19 Days ago
Anonymous	1	19 Days ago
Anonymous	1	19 Days ago
Anonymous	1	19 Days ago
Anonymous	1	19 Days ago
Anonymous	1	19 Days ago
Anonymous	1	19 Days ago
Anonymous	1	19 Days ago
Anonymous	1	19 Days ago
Anonymous	1	19 Days ago
Anonymous	1	19 Days ago
Anonymous	1	19 Days ago
Anonymous	2	19 Days ago
Anonymous	2	19 Days ago
Anonymous	2	19 Days ago
Anonymous	2	19 Days ago
Anonymous	2	19 Days ago
Anonymous	2	19 Days ago
Anonymous	2	19 Days ago
Anonymous	5	19 Days ago
Anonymous	5	19 Days ago

Anonymous	5	19 Days ago
Anonymous	5	19 Days ago
Anonymous	5	19 Days ago
Anonymous	5	19 Days ago
Anonymous	7	19 Days ago
Anonymous	7	19 Days ago
Anonymous	6	19 Days ago
Anonymous	6	19 Days ago
Anonymous	5	19 Days ago
Anonymous	9	19 Days ago
Anonymous	6	19 Days ago
Anonymous	4	19 Days ago
Anonymous	0	19 Days ago
Anonymous	6	19 Days ago
Anonymous	7	19 Days ago
Anonymous	7	19 Days ago
Anonymous	9	19 Days ago
Anonymous	6	19 Days ago
Anonymous	5	19 Days ago
Anonymous	6	19 Days ago
Anonymous	4	19 Days ago
Anonymous	6	19 Days ago
Anonymous	7	19 Days ago
Anonymous	7	19 Days ago

Anonymous	5	19 Days ago
Anonymous	6	19 Days ago
Anonymous	9	19 Days ago
Anonymous	4	19 Days ago
Anonymous	1	19 Days ago
Anonymous	1	19 Days ago
Anonymous	1	19 Days ago
Anonymous	1	19 Days ago
Anonymous	1	19 Days ago
Anonymous	1	19 Days ago
Anonymous	1	19 Days ago
Anonymous	6	19 Days ago
Anonymous	7	19 Days ago
Anonymous	7	19 Days ago
Anonymous	6	19 Days ago
Anonymous	4	19 Days ago
Anonymous	9	19 Days ago
Anonymous	6	19 Days ago
Anonymous	5	19 Days ago
Anonymous	6	19 Days ago
Anonymous	7	19 Days ago
Anonymous	7	19 Days ago
Anonymous	6	19 Days ago
Anonymous	6	19 Days ago
Anonymous	5	19 Days ago

Anonymous	9	19 Days ago
Anonymous	3	19 Days ago
Anonymous	4	19 Days ago
Anonymous	1	19 Days ago
Anonymous	1	19 Days ago
Anonymous	1	19 Days ago
Anonymous	1	19 Days ago
Anonymous	1	19 Days ago
Anonymous	1	19 Days ago
Anonymous	6	19 Days ago
Anonymous	7	19 Days ago
Anonymous	7	19 Days ago
Anonymous	6	19 Days ago
Anonymous	5	19 Days ago
Anonymous	6	19 Days ago
Anonymous	9	19 Days ago
Anonymous	4	19 Days ago
Anonymous	2	19 Days ago
Anonymous	5	19 Days ago
Anonymous	7	19 Days ago
Anonymous	3	19 Days ago
Anonymous	3	19 Days ago
Anonymous	5	19 Days ago
Anonymous	3	19 Days ago

Anonymous	10	19 Days ago
Anonymous	2	19 Days ago
Anonymous	0	19 Days ago
Anonymous	2	19 Days ago
Anonymous	10	19 Days ago
Anonymous	0	19 Days ago
Anonymous	2	19 Days ago
Anonymous	1	19 Days ago
Anonymous	0	19 Days ago
Anonymous	0	19 Days ago
Anonymous	3	19 Days ago
Anonymous	1	19 Days ago
Anonymous	0	19 Days ago
Anonymous	2	19 Days ago
Anonymous	2	19 Days ago
Anonymous	1	19 Days ago
Anonymous	3	19 Days ago
Anonymous	6	19 Days ago
Anonymous	5	19 Days ago
Anonymous	3	19 Days ago
Anonymous	4	19 Days ago
Anonymous	5	19 Days ago
Anonymous	3	19 Days ago
Anonymous	1	19 Days ago

Anonymous	1	19 Days ago
Anonymous	1	19 Days ago
Anonymous	3	19 Days ago
Anonymous	0	19 Days ago
Anonymous	5	19 Days ago
Anonymous	3	19 Days ago
Anonymous	7	19 Days ago
Anonymous	7	19 Days ago
Anonymous	4	19 Days ago
Anonymous	2	19 Days ago
Anonymous	2	19 Days ago
Anonymous	5	19 Days ago
Anonymous	1	19 Days ago
Anonymous	1	19 Days ago
Anonymous	4	19 Days ago
Anonymous	0	19 Days ago
Anonymous	4	19 Days ago
Anonymous	4	19 Days ago
Anonymous	10	19 Days ago
Anonymous	3	19 Days ago
Anonymous	5	19 Days ago
Anonymous	3	19 Days ago
Anonymous	5	19 Days ago
Anonymous	5	19 Days ago

Anonymous	7	19 Days ago
Anonymous	3	19 Days ago
Anonymous	1	19 Days ago
Anonymous	7	19 Days ago
Anonymous	4	19 Days ago
Anonymous	8	19 Days ago
Anonymous	8	19 Days ago
Anonymous	5	19 Days ago
Anonymous	2	19 Days ago
Anonymous	5	19 Days ago
Anonymous	5	19 Days ago
Anonymous	5	19 Days ago
Anonymous	7	19 Days ago
Anonymous	7	19 Days ago
Anonymous	0	19 Days ago
Anonymous	0	19 Days ago
Anonymous	3	19 Days ago
Anonymous	3	19 Days ago
Anonymous	1	19 Days ago
Anonymous	6	19 Days ago
Anonymous	6	19 Days ago
Anonymous	6	19 Days ago
Anonymous	10	19 Days ago
Anonymous	10	19 Days ago

Anonymous	2	19 Days ago
Anonymous	0	19 Days ago
Anonymous	4	19 Days ago
Anonymous	0	19 Days ago
Anonymous	3	19 Days ago
Anonymous	4	19 Days ago
Anonymous	3	19 Days ago
Anonymous	5	19 Days ago
Anonymous	3	19 Days ago
Anonymous	3	19 Days ago
Anonymous	10	19 Days ago
Anonymous	4	19 Days ago
Anonymous	3	19 Days ago
Anonymous	1	19 Days ago
Anonymous	1	19 Days ago
Anonymous	3	19 Days ago
Anonymous	2	19 Days ago
Anonymous	5	19 Days ago
Anonymous	0	19 Days ago
Anonymous	1	19 Days ago
Anonymous	5	19 Days ago
Anonymous	2	19 Days ago
Anonymous	1	19 Days ago
Anonymous	6	19 Days ago

Anonymous	3	19 Days ago
Anonymous	6	19 Days ago
Anonymous	4	19 Days ago
Anonymous	3	19 Days ago
Anonymous	3	19 Days ago
Anonymous	3	19 Days ago
Anonymous	2	19 Days ago
Anonymous	0	19 Days ago
Anonymous	3	19 Days ago
Anonymous	1	20 Days ago
Anonymous	0	20 Days ago
Anonymous	0	20 Days ago
Anonymous	10	20 Days ago
Anonymous	2	20 Days ago
Anonymous	1	20 Days ago
Anonymous	10	21 Days ago
Anonymous	4	21 Days ago
Anonymous	2	21 Days ago
Anonymous	4	21 Days ago
Anonymous	5	21 Days ago
Anonymous	10	21 Days ago
Anonymous	0	21 Days ago
Anonymous	0	21 Days ago
Anonymous	2	21 Days ago

Anonymous	2	21 Days ago
Anonymous	1	21 Days ago
Anonymous	5	21 Days ago
Anonymous	1	21 Days ago
Anonymous	4	21 Days ago
Anonymous	2	21 Days ago
Anonymous	10	21 Days ago
Anonymous	3	21 Days ago
Anonymous	6	21 Days ago
Anonymous	3	21 Days ago
Anonymous	6	21 Days ago
Anonymous	4	21 Days ago
Anonymous	6	21 Days ago
Anonymous	1	21 Days ago
Anonymous	1	21 Days ago
Anonymous	0	21 Days ago
Anonymous	5	21 Days ago
Anonymous	5	21 Days ago
Anonymous	10	21 Days ago
Anonymous	1	21 Days ago
Anonymous	3	21 Days ago
Anonymous	1	21 Days ago
Anonymous	9	21 Days ago
Anonymous	0	21 Days ago

Anonymous	4	21 Days ago
Anonymous	1	21 Days ago
Anonymous	7	21 Days ago
Anonymous	10	21 Days ago
Anonymous	4	21 Days ago
Anonymous	10	21 Days ago
Anonymous	5	21 Days ago
Anonymous	5	21 Days ago
Anonymous	1	21 Days ago
Anonymous	0	21 Days ago
Anonymous	4	21 Days ago
Anonymous	6	21 Days ago
Anonymous	2	21 Days ago
Anonymous	1	21 Days ago
Anonymous	10	21 Days ago
Anonymous	10	21 Days ago
Anonymous	5	21 Days ago
Anonymous	2	21 Days ago
Anonymous	0	21 Days ago
Anonymous	5	21 Days ago
Anonymous	3	21 Days ago
Anonymous	5	21 Days ago
Anonymous	5	21 Days ago
Anonymous	4	21 Days ago

Anonymous	6	21 Days ago
Anonymous	10	21 Days ago
Anonymous	1	21 Days ago
Anonymous	3	21 Days ago
Anonymous	2	21 Days ago
Anonymous	10	21 Days ago
Anonymous	10	21 Days ago
Anonymous	0	21 Days ago
Anonymous	4	21 Days ago
Anonymous	0	21 Days ago
Anonymous	4	21 Days ago
Anonymous	3	21 Days ago
Anonymous	3	21 Days ago
Anonymous	2	21 Days ago
Anonymous	1	21 Days ago
Anonymous	3	21 Days ago
Anonymous	3	21 Days ago
Anonymous	0	21 Days ago
Anonymous	3	21 Days ago
Anonymous	3	21 Days ago
Anonymous	0	21 Days ago
Anonymous	3	21 Days ago
Anonymous	3	21 Days ago
Anonymous	4	21 Days ago

Anonymous	3	21 Days ago
-----------	---	-------------

Anonymous	3	21 Days ago
-----------	---	-------------

Anonymous	0	21 Days ago
-----------	---	-------------

Anonymous	3	21 Days ago
-----------	---	-------------

Anonymous	1	21 Days ago
-----------	---	-------------

Anonymous	2	21 Days ago
-----------	---	-------------

Anonymous	3	21 Days ago
-----------	---	-------------

QUESTION 19 | SLIDER

How many roommates would you be willing to share a room with in order to bring down cost?

Select "0" if cost is not an important factor for you.

Answered: **528** Skipped: **0**

RESPONDENT	RESPONSE	SUBMISSION TIME
Anonymous	1	14 Hours ago
Anonymous	0	3 Days ago
Anonymous	0	3 Days ago
Anonymous	0	3 Days ago
Anonymous	0	4 Days ago
Anonymous	1	6 Days ago
Anonymous	2	6 Days ago
Anonymous	3	6 Days ago
Anonymous	4	6 Days ago
Anonymous	3	6 Days ago
Anonymous	2	7 Days ago
Anonymous	1	10 Days ago
Anonymous	1	10 Days ago
Anonymous	0	10 Days ago
Anonymous	0	10 Days ago
Anonymous	0	10 Days ago
Anonymous	0	11 Days ago

Anonymous	0	11 Days ago
Anonymous	0	11 Days ago
Anonymous	0	11 Days ago
Anonymous	0	11 Days ago
Anonymous	0	11 Days ago
Anonymous	0	11 Days ago
Anonymous	0	11 Days ago
Anonymous	0	11 Days ago
Anonymous	0	11 Days ago
Anonymous	0	11 Days ago
Anonymous	1	12 Days ago
Anonymous	1	12 Days ago
Anonymous	0	12 Days ago
Anonymous	1	12 Days ago
Anonymous	1	12 Days ago
Anonymous	1	13 Days ago
Anonymous	1	13 Days ago
Anonymous	2	13 Days ago
Anonymous	0	13 Days ago
Anonymous	2	13 Days ago
Anonymous	1	13 Days ago
Anonymous	0	13 Days ago
Anonymous	2	13 Days ago
Anonymous	0	13 Days ago

Anonymous	1	13 Days ago
Anonymous	1	13 Days ago
Anonymous	0	13 Days ago
Anonymous	1	13 Days ago
Anonymous	1	13 Days ago
Anonymous	3	13 Days ago
Anonymous	2	13 Days ago
Anonymous	1	13 Days ago
Anonymous	1	13 Days ago
Anonymous	1	13 Days ago
Anonymous	2	13 Days ago
Anonymous	1	13 Days ago
Anonymous	1	13 Days ago
Anonymous	0	13 Days ago
Anonymous	0	13 Days ago
Anonymous	0	13 Days ago
Anonymous	1	13 Days ago
Anonymous	1	13 Days ago
Anonymous	1	13 Days ago
Anonymous	2	13 Days ago
Anonymous	0	13 Days ago
Anonymous	0	13 Days ago
Anonymous	1	13 Days ago
Anonymous	2	13 Days ago

Anonymous	1	14 Days ago
Anonymous	2	14 Days ago
Anonymous	3	14 Days ago
Anonymous	2	16 Days ago
Anonymous	2	16 Days ago
Anonymous	2	17 Days ago
Anonymous	1	17 Days ago
Anonymous	1	17 Days ago
Anonymous	1	17 Days ago
Anonymous	2	17 Days ago
Anonymous	2	17 Days ago
Anonymous	1	17 Days ago
Anonymous	3	17 Days ago
Anonymous	2	17 Days ago
Anonymous	2	17 Days ago
Anonymous	2	17 Days ago
Anonymous	2	17 Days ago
Anonymous	2	17 Days ago
Anonymous	2	17 Days ago
Anonymous	2	17 Days ago
Anonymous	2	17 Days ago
Anonymous	4	17 Days ago
Anonymous	3	17 Days ago
Anonymous	1	17 Days ago
Anonymous	2	17 Days ago
Anonymous	0	17 Days ago

Anonymous	2	18 Days ago
Anonymous	1	18 Days ago
Anonymous	2	18 Days ago
Anonymous	0	18 Days ago
Anonymous	1	18 Days ago
Anonymous	1	18 Days ago
Anonymous	0	18 Days ago
Anonymous	2	18 Days ago
Anonymous	0	18 Days ago
Anonymous	0	18 Days ago
Anonymous	4	18 Days ago
Anonymous	3	18 Days ago
Anonymous	3	18 Days ago
Anonymous	3	18 Days ago
Anonymous	2	18 Days ago
Anonymous	1	18 Days ago
Anonymous	1	18 Days ago
Anonymous	1	18 Days ago
Anonymous	2	18 Days ago
Anonymous	1	18 Days ago
Anonymous	0	18 Days ago
Anonymous	0	18 Days ago
Anonymous	0	18 Days ago
Anonymous	1	18 Days ago

Anonymous	1	18 Days ago
Anonymous	3	18 Days ago
Anonymous	1	18 Days ago
Anonymous	2	18 Days ago
Anonymous	1	18 Days ago
Anonymous	3	18 Days ago
Anonymous	3	18 Days ago
Anonymous	3	18 Days ago
Anonymous	0	19 Days ago
Anonymous	1	19 Days ago
Anonymous	3	19 Days ago
Anonymous	2	19 Days ago
Anonymous	2	19 Days ago
Anonymous	2	19 Days ago
Anonymous	2	19 Days ago
Anonymous	1	19 Days ago
Anonymous	1	19 Days ago
Anonymous	1	19 Days ago
Anonymous	1	19 Days ago
Anonymous	1	19 Days ago
Anonymous	1	19 Days ago
Anonymous	1	19 Days ago
Anonymous	2	19 Days ago
Anonymous	1	19 Days ago
Anonymous	1	19 Days ago

Anonymous	1	19 Days ago
Anonymous	1	19 Days ago
Anonymous	1	19 Days ago
Anonymous	1	19 Days ago
Anonymous	1	19 Days ago
Anonymous	1	19 Days ago
Anonymous	1	19 Days ago
Anonymous	2	19 Days ago
Anonymous	1	19 Days ago
Anonymous	2	19 Days ago
Anonymous	1	19 Days ago
Anonymous	1	19 Days ago
Anonymous	2	19 Days ago
Anonymous	2	19 Days ago
Anonymous	2	19 Days ago
Anonymous	2	19 Days ago
Anonymous	2	19 Days ago
Anonymous	2	19 Days ago
Anonymous	2	19 Days ago
Anonymous	2	19 Days ago
Anonymous	2	19 Days ago
Anonymous	2	19 Days ago
Anonymous	2	19 Days ago
Anonymous	2	19 Days ago
Anonymous	1	19 Days ago
Anonymous	2	19 Days ago

Anonymous	1	19 Days ago
Anonymous	1	19 Days ago
Anonymous	1	19 Days ago
Anonymous	2	19 Days ago
Anonymous	2	19 Days ago
Anonymous	1	19 Days ago
Anonymous	2	19 Days ago
Anonymous	1	19 Days ago
Anonymous	1	19 Days ago
Anonymous	1	19 Days ago
Anonymous	1	19 Days ago
Anonymous	1	19 Days ago
Anonymous	0	19 Days ago
Anonymous	3	19 Days ago
Anonymous	3	19 Days ago
Anonymous	3	19 Days ago
Anonymous	3	19 Days ago
Anonymous	3	19 Days ago
Anonymous	3	19 Days ago
Anonymous	2	19 Days ago
Anonymous	2	19 Days ago
Anonymous	3	19 Days ago
Anonymous	2	19 Days ago
Anonymous	2	19 Days ago

Anonymous	1	19 Days ago
Anonymous	3	19 Days ago
Anonymous	3	19 Days ago
Anonymous	0	19 Days ago
Anonymous	0	19 Days ago
Anonymous	0	19 Days ago
Anonymous	1	19 Days ago
Anonymous	0	19 Days ago
Anonymous	1	19 Days ago
Anonymous	1	19 Days ago
Anonymous	2	19 Days ago
Anonymous	0	19 Days ago
Anonymous	0	19 Days ago
Anonymous	1	19 Days ago
Anonymous	0	19 Days ago
Anonymous	1	19 Days ago
Anonymous	2	19 Days ago
Anonymous	2	19 Days ago
Anonymous	2	19 Days ago
Anonymous	2	19 Days ago
Anonymous	2	19 Days ago
Anonymous	2	19 Days ago
Anonymous	2	19 Days ago
Anonymous	1	19 Days ago
Anonymous	1	19 Days ago

Anonymous	1	19 Days ago
Anonymous	3	19 Days ago
Anonymous	1	19 Days ago
Anonymous	1	19 Days ago
Anonymous	1	19 Days ago
Anonymous	1	19 Days ago
Anonymous	3	19 Days ago
Anonymous	1	19 Days ago
Anonymous	3	19 Days ago
Anonymous	3	19 Days ago
Anonymous	3	19 Days ago
Anonymous	3	19 Days ago
Anonymous	1	19 Days ago
Anonymous	3	19 Days ago
Anonymous	1	19 Days ago
Anonymous	1	19 Days ago
Anonymous	1	19 Days ago
Anonymous	3	19 Days ago
Anonymous	3	19 Days ago
Anonymous	1	19 Days ago
Anonymous	1	19 Days ago
Anonymous	1	19 Days ago
Anonymous	3	19 Days ago
Anonymous	1	19 Days ago

Anonymous	3	19 Days ago
Anonymous	3	19 Days ago
Anonymous	1	19 Days ago
Anonymous	1	19 Days ago
Anonymous	1	19 Days ago
Anonymous	1	19 Days ago
Anonymous	1	19 Days ago
Anonymous	1	19 Days ago
Anonymous	1	19 Days ago
Anonymous	1	19 Days ago
Anonymous	1	19 Days ago
Anonymous	1	19 Days ago
Anonymous	1	19 Days ago
Anonymous	1	19 Days ago
Anonymous	1	19 Days ago
Anonymous	1	19 Days ago
Anonymous	1	19 Days ago
Anonymous	1	19 Days ago
Anonymous	1	19 Days ago
Anonymous	2	19 Days ago
Anonymous	2	19 Days ago
Anonymous	2	19 Days ago
Anonymous	2	19 Days ago
Anonymous	2	19 Days ago
Anonymous	2	19 Days ago
Anonymous	2	19 Days ago
Anonymous	2	19 Days ago
Anonymous	2	19 Days ago

Anonymous	2	19 Days ago
Anonymous	2	19 Days ago
Anonymous	2	19 Days ago
Anonymous	0	19 Days ago
Anonymous	2	19 Days ago
Anonymous	2	19 Days ago
Anonymous	3	19 Days ago
Anonymous	2	19 Days ago
Anonymous	2	19 Days ago
Anonymous	2	19 Days ago
Anonymous	3	19 Days ago
Anonymous	2	19 Days ago
Anonymous	0	19 Days ago
Anonymous	3	19 Days ago
Anonymous	2	19 Days ago
Anonymous	2	19 Days ago
Anonymous	2	19 Days ago
Anonymous	2	19 Days ago
Anonymous	2	19 Days ago
Anonymous	3	19 Days ago
Anonymous	2	19 Days ago
Anonymous	3	19 Days ago
Anonymous	2	19 Days ago
Anonymous	2	19 Days ago

Anonymous	2	19 Days ago
Anonymous	3	19 Days ago
Anonymous	2	19 Days ago
Anonymous	2	19 Days ago
Anonymous	1	19 Days ago
Anonymous	1	19 Days ago
Anonymous	1	19 Days ago
Anonymous	1	19 Days ago
Anonymous	1	19 Days ago
Anonymous	1	19 Days ago
Anonymous	3	19 Days ago
Anonymous	2	19 Days ago
Anonymous	2	19 Days ago
Anonymous	2	19 Days ago
Anonymous	2	19 Days ago
Anonymous	2	19 Days ago
Anonymous	3	19 Days ago
Anonymous	2	19 Days ago
Anonymous	3	19 Days ago
Anonymous	2	19 Days ago
Anonymous	2	19 Days ago
Anonymous	2	19 Days ago
Anonymous	3	19 Days ago
Anonymous	2	19 Days ago

Anonymous	2	19 Days ago
Anonymous	0	19 Days ago
Anonymous	2	19 Days ago
Anonymous	1	19 Days ago
Anonymous	1	19 Days ago
Anonymous	1	19 Days ago
Anonymous	1	19 Days ago
Anonymous	1	19 Days ago
Anonymous	1	19 Days ago
Anonymous	3	19 Days ago
Anonymous	2	19 Days ago
Anonymous	2	19 Days ago
Anonymous	2	19 Days ago
Anonymous	2	19 Days ago
Anonymous	3	19 Days ago
Anonymous	2	19 Days ago
Anonymous	2	19 Days ago
Anonymous	0	19 Days ago
Anonymous	1	19 Days ago
Anonymous	3	19 Days ago
Anonymous	0	19 Days ago
Anonymous	0	19 Days ago
Anonymous	0	19 Days ago
Anonymous	0	19 Days ago

Anonymous	1	19 Days ago
Anonymous	0	19 Days ago
Anonymous	0	19 Days ago
Anonymous	0	19 Days ago
Anonymous	0	19 Days ago
Anonymous	0	19 Days ago
Anonymous	0	19 Days ago
Anonymous	1	19 Days ago
Anonymous	0	19 Days ago
Anonymous	0	19 Days ago
Anonymous	3	19 Days ago
Anonymous	1	19 Days ago
Anonymous	0	19 Days ago
Anonymous	2	19 Days ago
Anonymous	1	19 Days ago
Anonymous	2	19 Days ago
Anonymous	0	19 Days ago
Anonymous	2	19 Days ago
Anonymous	2	19 Days ago
Anonymous	2	19 Days ago
Anonymous	2	19 Days ago
Anonymous	2	19 Days ago
Anonymous	2	19 Days ago
Anonymous	2	19 Days ago
Anonymous	1	19 Days ago

Anonymous	1	19 Days ago
Anonymous	1	19 Days ago
Anonymous	3	19 Days ago
Anonymous	1	19 Days ago
Anonymous	2	19 Days ago
Anonymous	1	19 Days ago
Anonymous	2	19 Days ago
Anonymous	3	19 Days ago
Anonymous	2	19 Days ago
Anonymous	2	19 Days ago
Anonymous	1	19 Days ago
Anonymous	1	19 Days ago
Anonymous	1	19 Days ago
Anonymous	0	19 Days ago
Anonymous	1	19 Days ago
Anonymous	0	19 Days ago
Anonymous	1	19 Days ago
Anonymous	2	19 Days ago
Anonymous	1	19 Days ago
Anonymous	1	19 Days ago
Anonymous	2	19 Days ago
Anonymous	1	19 Days ago
Anonymous	2	19 Days ago
Anonymous	2	19 Days ago

Anonymous	3	19 Days ago
Anonymous	0	19 Days ago
Anonymous	1	19 Days ago
Anonymous	2	19 Days ago
Anonymous	3	19 Days ago
Anonymous	2	19 Days ago
Anonymous	2	19 Days ago
Anonymous	3	19 Days ago
Anonymous	1	19 Days ago
Anonymous	2	19 Days ago
Anonymous	2	19 Days ago
Anonymous	3	19 Days ago
Anonymous	2	19 Days ago
Anonymous	3	19 Days ago
Anonymous	0	19 Days ago
Anonymous	0	19 Days ago
Anonymous	1	19 Days ago
Anonymous	0	19 Days ago
Anonymous	1	19 Days ago
Anonymous	3	19 Days ago
Anonymous	3	19 Days ago
Anonymous	3	19 Days ago
Anonymous	1	19 Days ago
Anonymous	3	19 Days ago

Anonymous	0	19 Days ago
Anonymous	0	19 Days ago
Anonymous	0	19 Days ago
Anonymous	0	19 Days ago
Anonymous	0	19 Days ago
Anonymous	1	19 Days ago
Anonymous	1	19 Days ago
Anonymous	1	19 Days ago
Anonymous	0	19 Days ago
Anonymous	0	19 Days ago
Anonymous	4	19 Days ago
Anonymous	1	19 Days ago
Anonymous	0	19 Days ago
Anonymous	2	19 Days ago
Anonymous	1	19 Days ago
Anonymous	0	19 Days ago
Anonymous	1	19 Days ago
Anonymous	2	19 Days ago
Anonymous	0	19 Days ago
Anonymous	0	19 Days ago
Anonymous	1	19 Days ago
Anonymous	1	19 Days ago
Anonymous	1	19 Days ago
Anonymous	2	19 Days ago

Anonymous	1	19 Days ago
Anonymous	1	19 Days ago
Anonymous	1	19 Days ago
Anonymous	0	19 Days ago
Anonymous	0	19 Days ago
Anonymous	1	19 Days ago
Anonymous	0	19 Days ago
Anonymous	0	19 Days ago
Anonymous	0	19 Days ago
Anonymous	1	20 Days ago
Anonymous	0	20 Days ago
Anonymous	0	20 Days ago
Anonymous	1	20 Days ago
Anonymous	0	20 Days ago
Anonymous	0	20 Days ago
Anonymous	1	21 Days ago
Anonymous	0	21 Days ago
Anonymous	0	21 Days ago
Anonymous	1	21 Days ago
Anonymous	1	21 Days ago
Anonymous	0	21 Days ago
Anonymous	3	21 Days ago
Anonymous	0	21 Days ago
Anonymous	2	21 Days ago

Anonymous	0	21 Days ago
Anonymous	1	21 Days ago
Anonymous	1	21 Days ago
Anonymous	1	21 Days ago
Anonymous	1	21 Days ago
Anonymous	1	21 Days ago
Anonymous	1	21 Days ago
Anonymous	3	21 Days ago
Anonymous	2	21 Days ago
Anonymous	1	21 Days ago
Anonymous	0	21 Days ago
Anonymous	2	21 Days ago
Anonymous	1	21 Days ago
Anonymous	1	21 Days ago
Anonymous	0	21 Days ago
Anonymous	0	21 Days ago
Anonymous	1	21 Days ago
Anonymous	0	21 Days ago
Anonymous	0	21 Days ago
Anonymous	1	21 Days ago
Anonymous	1	21 Days ago
Anonymous	1	21 Days ago
Anonymous	2	21 Days ago
Anonymous	1	21 Days ago

Anonymous	1	21 Days ago
Anonymous	1	21 Days ago
Anonymous	1	21 Days ago
Anonymous	4	21 Days ago
Anonymous	1	21 Days ago
Anonymous	1	21 Days ago
Anonymous	2	21 Days ago
Anonymous	2	21 Days ago
Anonymous	1	21 Days ago
Anonymous	0	21 Days ago
Anonymous	1	21 Days ago
Anonymous	0	21 Days ago
Anonymous	0	21 Days ago
Anonymous	0	21 Days ago
Anonymous	1	21 Days ago
Anonymous	1	21 Days ago
Anonymous	2	21 Days ago
Anonymous	1	21 Days ago
Anonymous	0	21 Days ago
Anonymous	2	21 Days ago
Anonymous	1	21 Days ago
Anonymous	1	21 Days ago
Anonymous	0	21 Days ago
Anonymous	2	21 Days ago

Anonymous	2	21 Days ago
Anonymous	2	21 Days ago
Anonymous	0	21 Days ago
Anonymous	1	21 Days ago
Anonymous	2	21 Days ago
Anonymous	0	21 Days ago
Anonymous	4	21 Days ago
Anonymous	4	21 Days ago
Anonymous	1	21 Days ago
Anonymous	0	21 Days ago
Anonymous	1	21 Days ago
Anonymous	1	21 Days ago
Anonymous	1	21 Days ago
Anonymous	1	21 Days ago
Anonymous	1	21 Days ago
Anonymous	1	21 Days ago
Anonymous	0	21 Days ago
Anonymous	0	21 Days ago
Anonymous	0	21 Days ago
Anonymous	1	21 Days ago
Anonymous	0	21 Days ago
Anonymous	2	21 Days ago
Anonymous	0	21 Days ago
Anonymous	1	21 Days ago

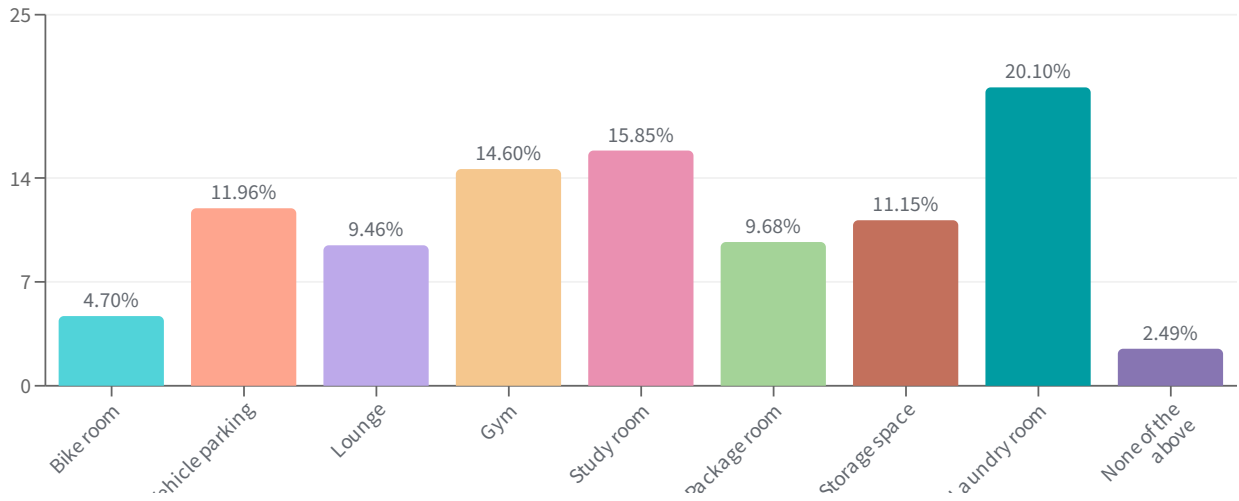
Anonymous	0	21 Days ago
Anonymous	0	21 Days ago
Anonymous	0	21 Days ago
Anonymous	1	21 Days ago
Anonymous	1	21 Days ago
Anonymous	1	21 Days ago
Anonymous	1	21 Days ago

QUESTION 20 | MULTIPLE CHOICE

Which building amenities would you be willing to pay more for?

Select all that apply.

Answered: **528** Skipped: **0**

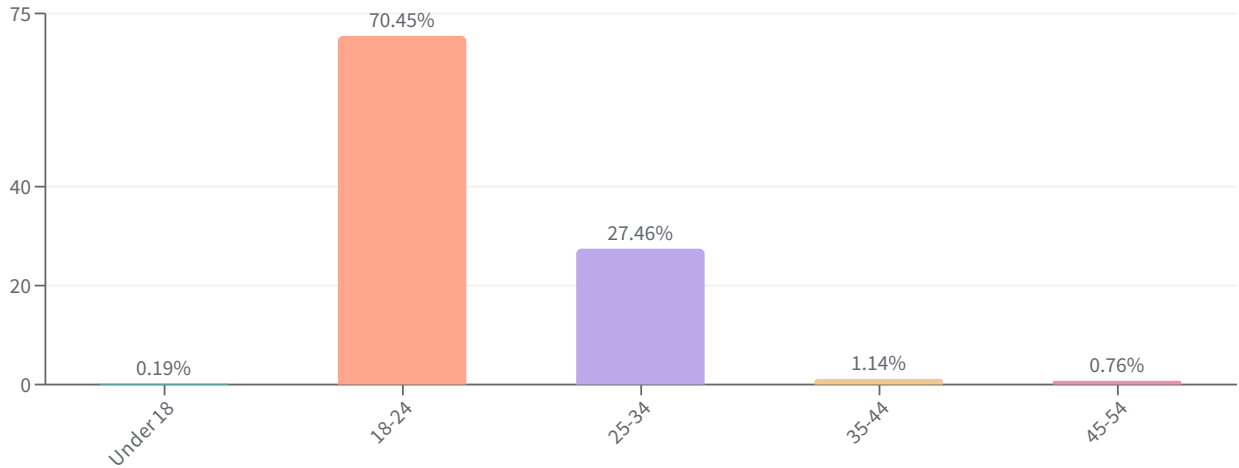


ANSWER CHOICES	RESPONSES	RESPONSE PERCENTAGE
Laundry room	274	20.10%
Study room	216	15.85%
Gym	199	14.60%
Vehicle parking	163	11.96%
Storage space	152	11.15%
Package room	132	9.68%
Lounge	129	9.46%
Bike room	64	4.70%
None of the above	34	2.49%

QUESTION 21 | DROPDOWN

What is your age?

Answered: **528** Skipped: **0**

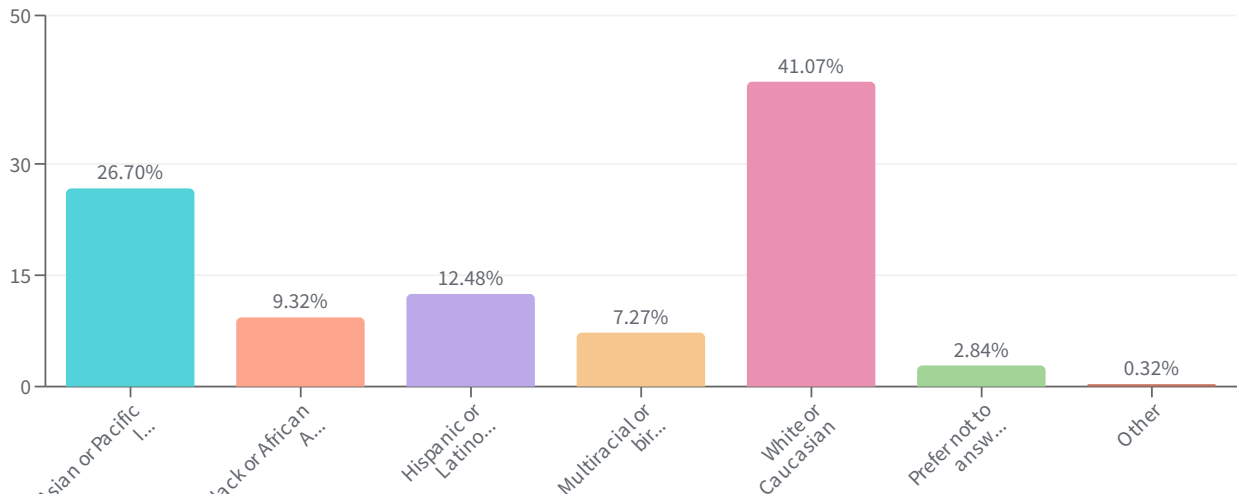


ANSWER CHOICES ▾	RESPONSES ▾	RESPONSE PERCENTAGE ▾
18-24	372	70.45%
25-34	145	27.46%
35-44	6	1.14%
45-54	4	0.76%
Under 18	1	0.19%

QUESTION 22 | MULTIPLE CHOICE

How do you identify?

Answered: **528** Skipped: **0**



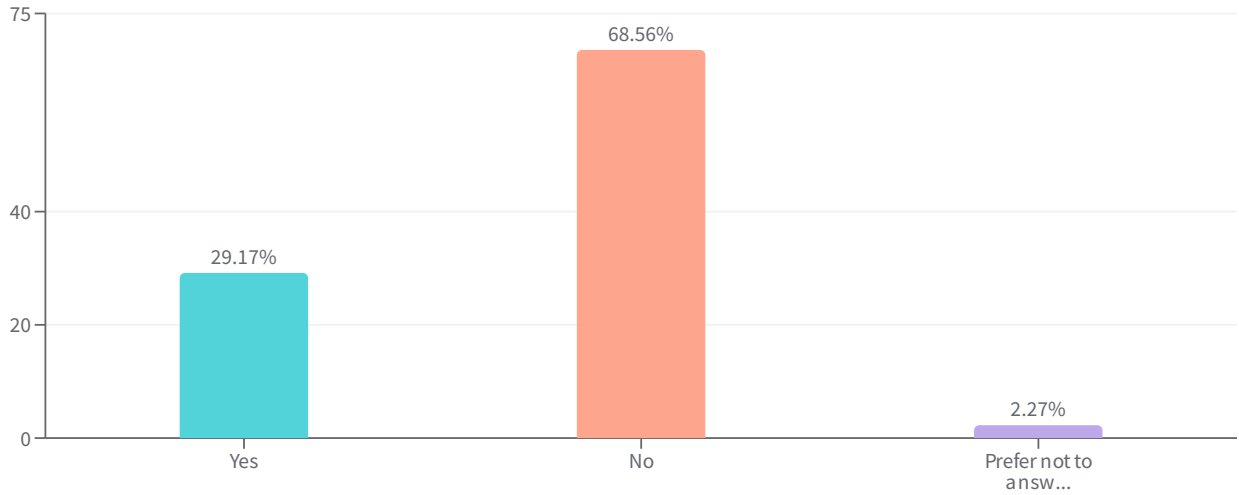
ANSWER CHOICES	RESPONSES	RESPONSE PERCENTAGE
White or Caucasian	260	41.07%
Asian or Pacific Islander	169	26.70%
Hispanic or Latino/a/x	79	12.48%
Black or African American	59	9.32%
Multiracial or biracial	46	7.27%
Prefer not to answer	18	2.84%
Other	2	0.32%

QUESTION 23 | MULTIPLE CHOICE

Do you have a disability?

(e.g. hearing, sight, physical, mental)

Answered: **528** Skipped: **0**



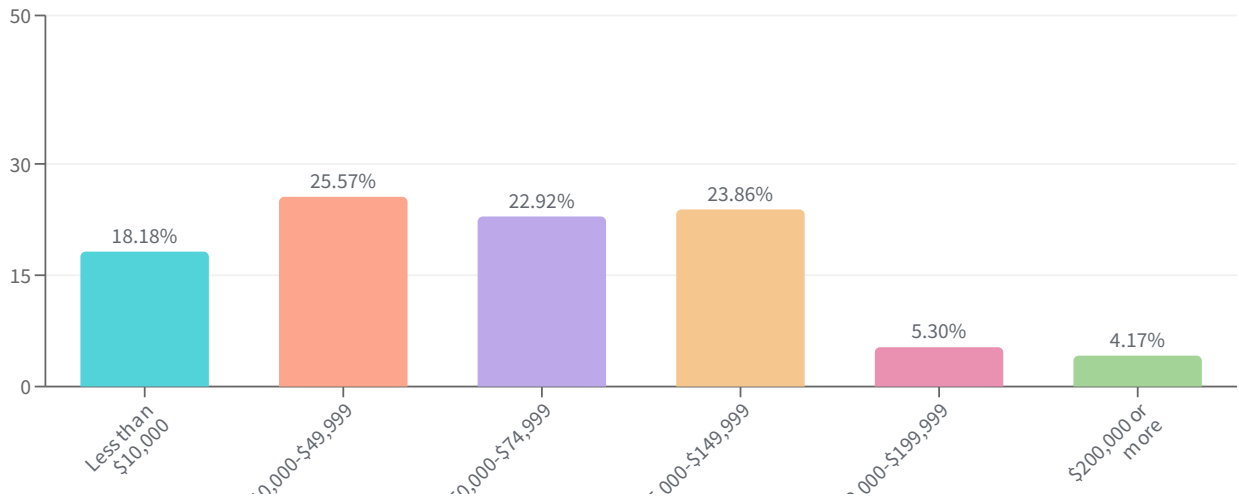
ANSWER CHOICES ▾	RESPONSES ▾	RESPONSE PERCENTAGE ▾
No	362	68.56%
Yes	154	29.17%
Prefer not to answer	12	2.27%

QUESTION 24 | DROPDOWN

What is your annual income?

Individual or household, whichever is more relevant to your housing situation

Answered: **528** Skipped: **0**



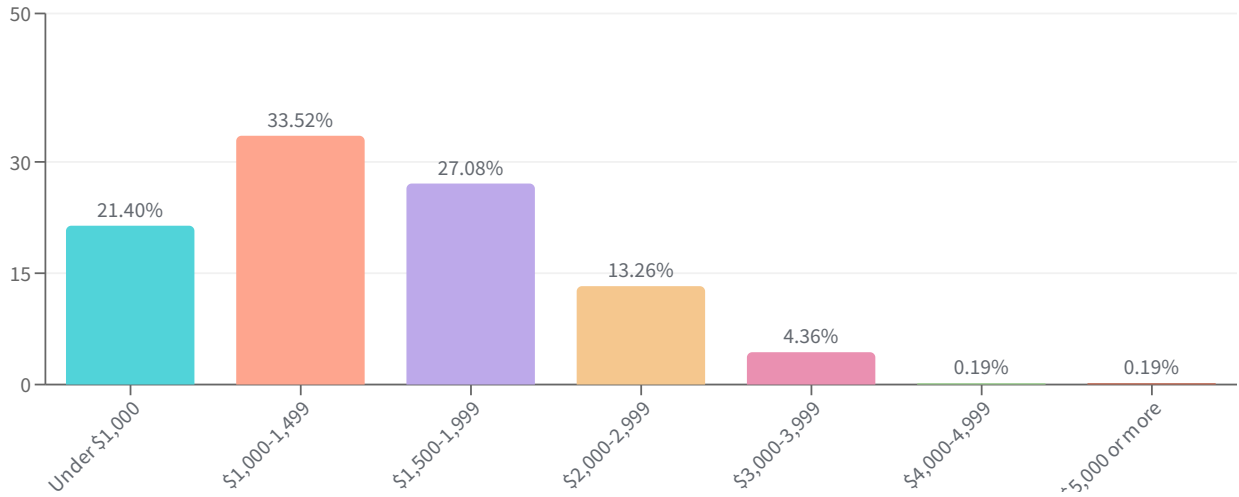
ANSWER CHOICES	RESPONSES	RESPONSE PERCENTAGE
\$10,000-\$49,999	135	25.57%
\$75,000-\$149,999	126	23.86%
\$50,000-\$74,999	121	22.92%
Less than \$10,000	96	18.18%
\$150,000-\$199,999	28	5.30%
\$200,000 or more	22	4.17%

QUESTION 25 | DROPDOWN

How much do you currently pay for housing per month?

Individual or household, whichever is more relevant to your housing situation

Answered: **528** Skipped: **0**



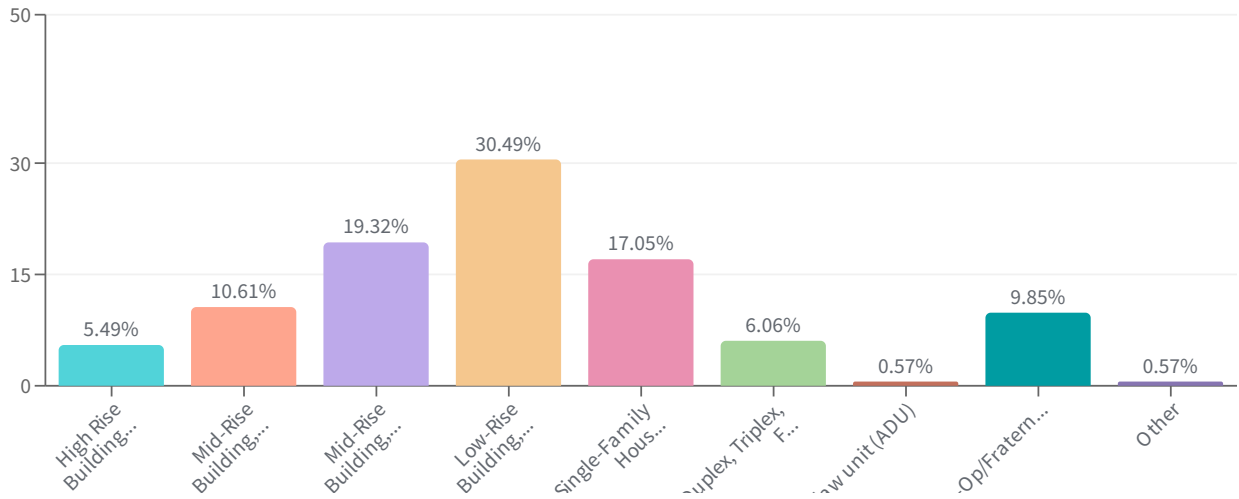
ANSWER CHOICES	RESPONSES	RESPONSE PERCENTAGE
\$1,000-1,499	177	33.52%
\$1,500-1,999	143	27.08%
Under \$1,000	113	21.40%
\$2,000-2,999	70	13.26%
\$3,000-3,999	23	4.36%
\$5,000 or more	1	0.19%
\$4,000-4,999	1	0.19%

QUESTION 26 | MULTIPLE CHOICE

What type of building best describes your current living situation?

Pick one.

Answered: **528** Skipped: **0**

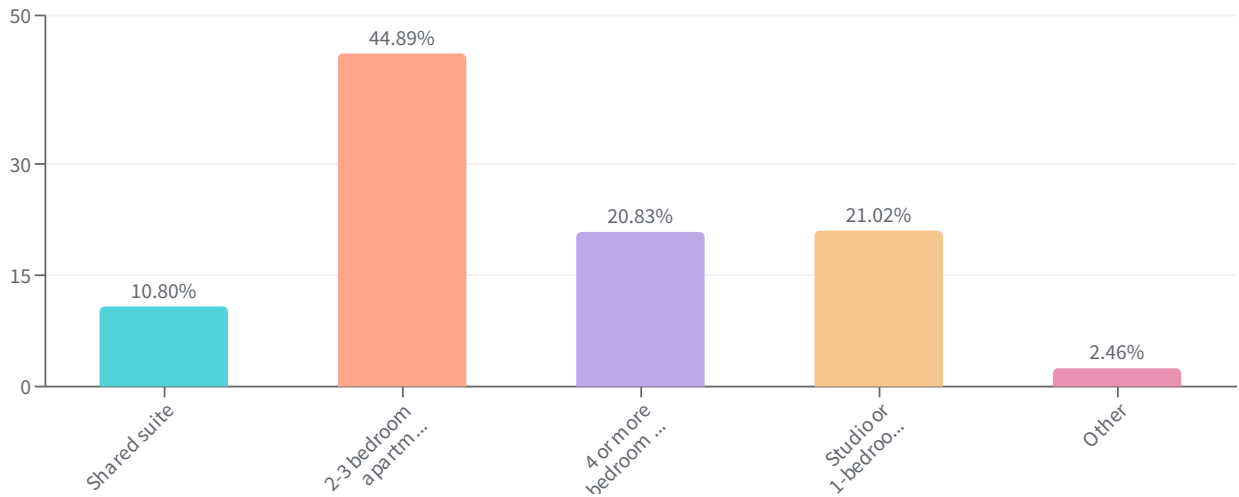


ANSWER CHOICES	RESPONSES	RESPONSE PERCENTAGE
Low-Rise Building, 4 stories or less	161	30.49%
Mid-Rise Building, 5 to 7 stories	102	19.32%
Single-Family House	90	17.05%
Mid-Rise Building, 8 to 11 stories	56	10.61%
Dorm/Co-Op/Fraternity/Sorority	52	9.85%
Duplex, Triplex, Fourplex	32	6.06%
High Rise Building, 12 or more stories	29	5.49%
Other	3	0.57%
In-law unit (ADU)	3	0.57%

QUESTION 27 | MULTIPLE CHOICE

What type of housing unit do you currently reside in?

Answered: 528 Skipped: 0



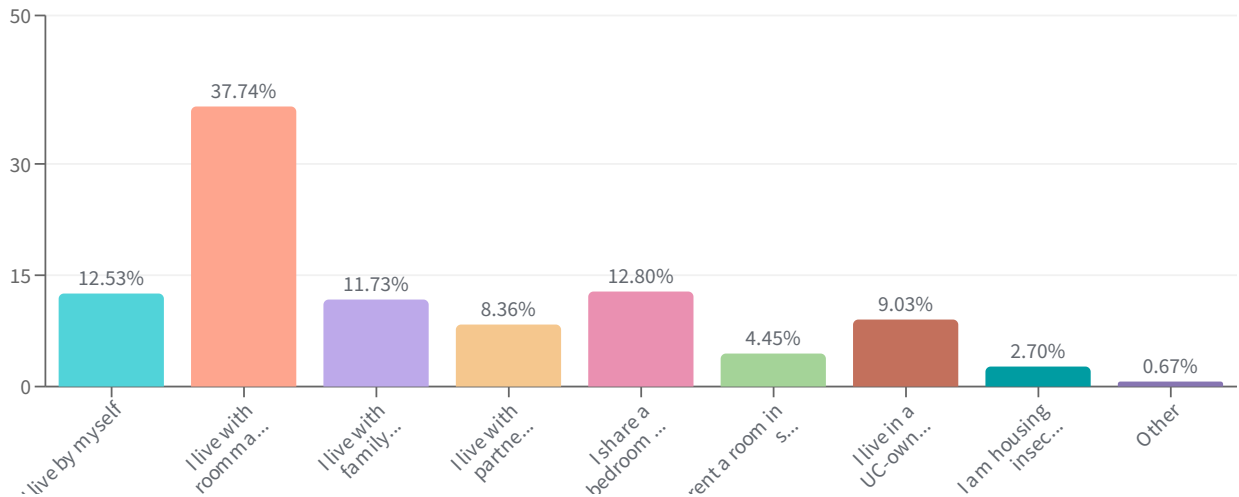
ANSWER CHOICES	RESPONSES	RESPONSE PERCENTAGE
2-3 bedroom apartment/house	237	44.89%
Studio or 1-bedroom unit	111	21.02%
4 or more bedroom apartment/house	110	20.83%
Shared suite	57	10.80%
Other	13	2.46%

QUESTION 28 | MULTIPLE CHOICE

Which of the following describes your current living situation?

Select all that apply.

Answered: 528 Skipped: 0



ANSWER CHOICES	RESPONSES	RESPONSE PERCENTAGE
I live with roommates (unrelated)	280	37.74%
I share a bedroom with one or more roommates (unrelated)	95	12.80%
I live by myself	93	12.53%
I live with family/relatives	87	11.73%
I live in a UC-owned dormitory	67	9.03%
I live with partner(s)/child(ren)	62	8.36%
I rent a room in someone else's house	33	4.45%
I am housing insecure	20	2.70%
Other	5	0.67%

Thank You !

We really appreciate your time and feedback.

