

BERKELEY


# REIMAGINING PUBLIC SAFETY



## CERN Responders / Community Intervention Specialists

- 2 per team
- Lead Responder (CIS)
- Supervisor
- Dispatcher/Admin

RFP'ed out to CBOs



## OPTION 1

RFP for three contracts, one for each CERN District of the city (have to create CERN boundaries)

Each CERN District:

- 3 teams of 2 CERN Responders/Community Intervention Specialists
- 1 team each shift, 1 lead per shift)
- 8 CERN Responders (2 floaters to cover vacations and call outs)
- 3 dispatchers/admin – one per shift
- 1 supervisor (present for the 8 hour time period with the highest call volume)
- 1 Lead Responder (CIS) per shift

Citywide: 24 CERN Responders, 9 dispatchers/admin, 3 supervisors

## OPTION 2

### RFP for one citywide contract

- 6 teams of 2 CERN Responders (2 teams per shift, 1 lead per team/per shift)
- 15 CERN Responders (3 floaters to cover vacations and call outs)
- 2 supervisors
- 1 lead CERN Responders per shift/per team (to make decisions when supervisor not on)

## OPTION 3

### Limited Pilot

- Begin in South Berkeley
- Same staffing as one district in Option 1

# BUDGET



## PERSONNEL:

CERN Responder: \$65k per year

CERN Lead Responder: \$68k per year

Supervisor: \$70K per year

Dispatcher/Admin: \$65k per year

Manager: \$30k (.3 FTE)

## OPERATIONS:

- Office rent
- Supplies
- Vehicles: 3 x \$35k (energy efficient vehicle)
- Insurance
- Vehicle Maintenance
- Radios
- Laptops and/or tablets (internet equipped)
- Cell phones

In-Direct 10%

## CITYWIDE COORDINATION SYSTEM



Coordination among each CERN



Downtown Ambassadors



UCB CSOs



SCU



City's Crisis Response Team



## QUESTIONS FOR PILOT

- SCU inside each CERN?
- 24 hours?
- Go with citywide vs. 3 separate vs. South Berkeley
- BWCs?
- Do they input into CAD or separate system?

# TIMELINE FOR IMPLEMENTATION

January 2022

Issue RFP



Feb. 28, 2022  
Proposals due



March 15, 2022  
Provisional  
selections made



April 1, 2022  
Contracts  
awarded



April 2022

Training



May 1, 2022  
Teams begin  
work



## ADDITIONAL INFORMATION

Most alternative response programs are using the CAD system to document their work. CAHOOTS & STAR both use the CAD system

There are few programs that operate 24/7:

- STAR operates from 6 AM- 10 PM, 7 days a week in the Denver area.
- CRU operates from 7 AM- 8:40 PM Monday- Thursday and from 10 AM- 8:40 PM Saturday and Sunday in Olympia, WA.
- SCRT operates in 12-hour, staggered shifts in order to provide 24/7 coverage in San Francisco, CA.

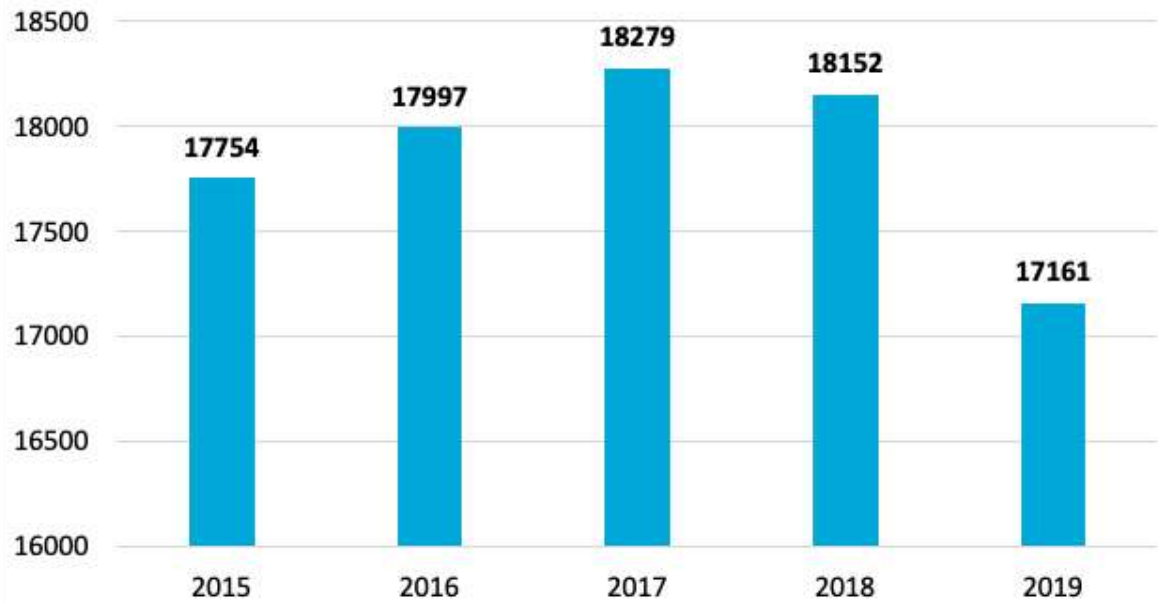
# BERKELEY TIERED DISPATCH PILOT PROJECT

## CERN TIER 1 SUBSET DATATABLES

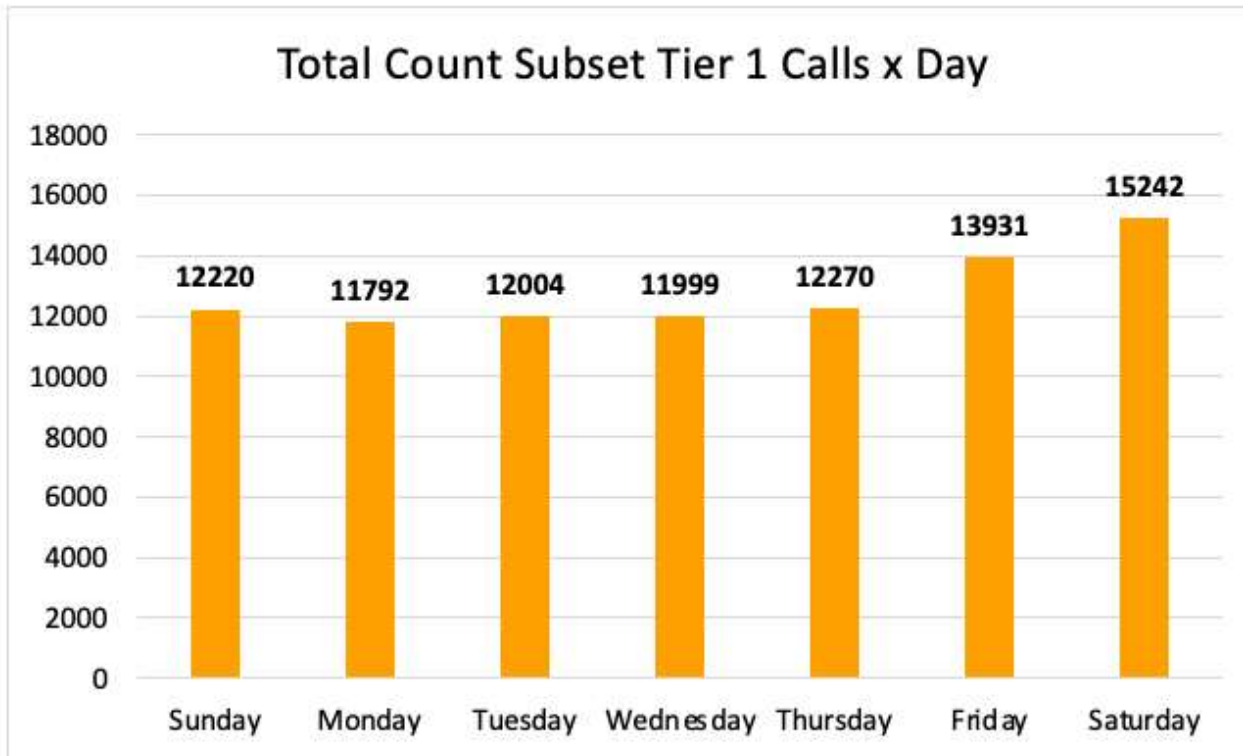
Call Type	Average Time Create to Arrival
Abandoned Vehicle	41:57:48
Disturbance	0:47:44
Found Property	2:48:51
Injury Accident Report	3:20:41
Inoperable Vehicle	4:21:10
Lost Property	5:49:48
Noise Disturbance	0:44:05
Non-Injury Accident	1:45:34
Suspicious Circumstances	1:15:41
Suspicious Person	1:00:54
Suspicious Vehicle	1:10:36
Vehicle Blocking Driveway	0:57:08
Vehicle Blocking Sidewalk	1:35:40
Vehicle Double Parking	0:55:35

	2015	2016	2017	2018	2019
Abandoned Vehicle	403	449	481	476	496
Disturbance	6741	6955	7447	7540	6709
Found Property	900	914	888	779	726
Injury Accident Report	-	-	-	31	29
Inoperable Vehicle	-	-	-	1	6
Lost Property	16	16	17	15	14
Noise Disturbance	3359	3307	3239	3158	2709
Non-Injury Accident	561	617	571	564	492
Suspicious Circumstances	2586	2354	2254	2184	2041
Suspicious Person	1628	1698	1756	1653	1479
Suspicious Vehicle	1560	1687	1626	1385	1448
Vehicle Blocking Driveway	-	-	-	345	953
Vehicle Blocking Sidewalk	-	-	-	15	45
Vehicle Double Parking	-	-	-	6	14
<b>Total</b>	<b>17754</b>	<b>17997</b>	<b>18297</b>	<b>18152</b>	<b>17161</b>

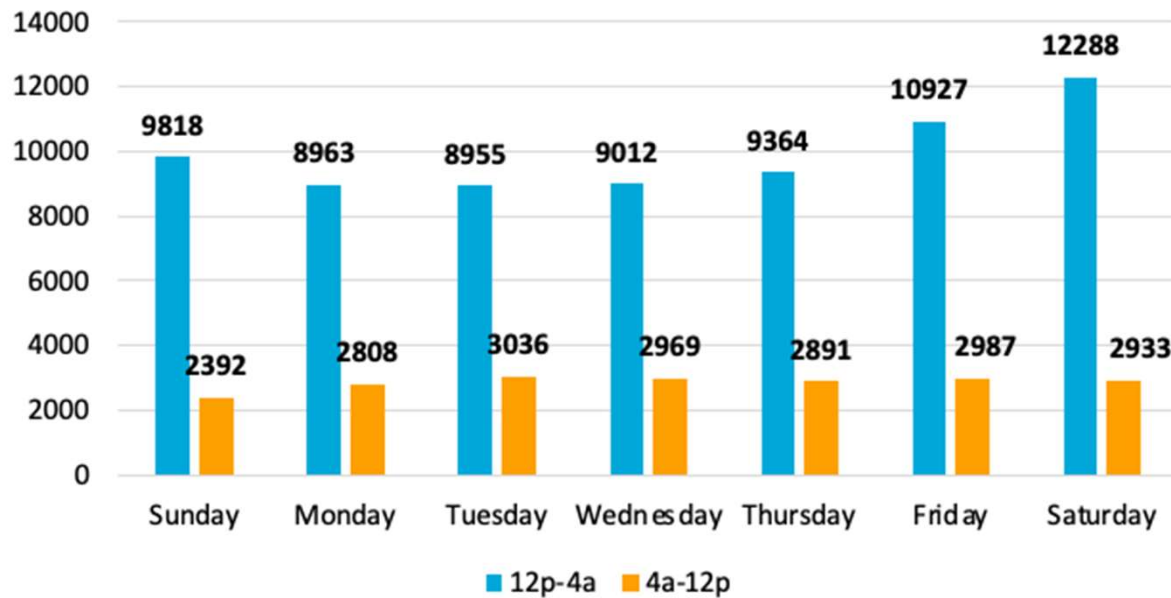
Total Count Subset Tier 1 Calls x Year



### Total Count Subset Tier 1 Calls x Day



**BPD CFS Distribution (12p-4a and 4a-12p) x Day**





BPD CFS (BPD Shifts) x Day

