



**DISASTER AND FIRE SAFETY COMMISSION
SPECIAL MEETING**

**SEPTEMBER 6, 2023
7:00 PM**

997 Cedar Street – Fire Department Division of Training Classroom

AGENDA

Roll Call

Approval of the Agenda

Public Comment on Non-Agenda Matters

- 1. Dispatch Needs Assessment – Staff Update**
- 2. Facilities Master Plan* – Staff Presentation**

Adjournment

Internal
Internal
Internal

~~~~~  
*This meeting will be conducted in accordance with the Brown Act, Government Code Section 54953. Any member of the public may attend this meeting. Questions regarding this matter may be addressed to Keith May, [kmay@cityofberkeley.info](mailto:kmay@cityofberkeley.info), 510-981-5508.*

*Communications to Berkeley boards, commissions or committees are public record and will become part of the City's electronic records, which are accessible through the City's website. Please note: E-mail addresses, names, addresses, and other contact information are not required but, if included in any communication to a City board, commission, or committee, will become part of the public record. If you do not want your e-mail address or any other contact information to be made public, you may deliver communications via U.S. Postal Service or in person to the secretary of the relevant board, commission, or committee. If you do not want your contact information included in the public record, please do not include that information in your communication. Please contact the secretary to the relevant board, commission, or committee for further information.*

*Any writings or documents provided to a majority of the commission regarding any item on this agenda will be made available for public inspection at Berkeley Fire Department located at 2100 Martin Luther King Jr. Way.*



**COMMUNICATION ACCESS INFORMATION:**

This meeting is being held in a wheelchair-accessible location. To request a disability-related accommodation(s) to participate in the meeting, including auxiliary aids or services, please contact the Disability Services specialist at 981-6418 (V) or 981-6347 (TDD) at least three business days before the meeting date. Please refrain from wearing scented products to this meeting.

~~~~~  
I hereby certify that the agenda for this regular/special meeting of the Berkeley City Commission on Commissions was posted at the display case located near the walkway in front of the Division of Training, 997 Cedar Street, as well as on the City's website, on September 1, 2023.

SECRETARY SIGNATURE



CITY OF BERKELEY

BERKELEY FIRE DEPARTMENT MASTER PLAN

VOLUME I

DRAFT MAY 08, 2023



SIEGEL & STRAIN Architects |



MARY MCGRATH | ARCHITECTS



The Berkeley Fire Department protects life, property, and the environment through emergency response, prevention, and community preparedness.

In 1877, the year before Berkeley incorporated as a town, several West Berkeley residents banded together to form a volunteer hose-and-bucket brigade. On August 21, 1882, the Berkeley Board of Town Trustees officially recognized Beacon #1 Fire Company as the Volunteer Fire Department. A 1,000-pound bell was installed in the nearby Church of the Good Shepherd tower to serve as both a church bell and fire alarm. The Town Trustees established the Paid Fire Department on October 1, 1904. James Kenney was appointed the first fire chief. Ironically, Town Hall burned down on October 22, just a few weeks later, after attic wires sparked a blaze.

For over 100 years the Berkeley Fire Department organization has built an unmatched legacy of trust in the community. The core of the Department's strength comes from its members' fundamental commitment to excellent customer service, high professional standards and their commitment to one another.

Today, the Department provides 24-hour response to emergencies including fires, medical emergencies, hazardous materials events, technical rescue, utility emergencies, water rescue, disaster response, active shooter, vehicle extrication, and other life-threatening situations.



I. MASTER PLAN REPORT (VOLUME I)

A. EXECUTIVE SUMMARY	1-3
B. BFD MASTER PLAN BACKGROUND	5-6
C. BFD MASTER PLAN PURPOSE & GOALS	7
D. OPERATIONAL CHANGES	9-14
E. EXISTING FACILITIES	15-16
F. METHODOLOGY	17
G. APPROACHES TO IMPROVEMENTS	19-20
H. DEVELOPMENT SCENARIO RECOMMENDATIONS	21-28
I. REFERENCE	29-30

II. DETAILED FACILITY STUDY (VOLUME II)

FIRE STATION NO. 1	1-21
FIRE STATION NO. 2	22-45
FIRE STATION NO. 3	46-64
FIRE STATION NO. 4	65-82
FIRE STATION NO. 5	83-102
FIRE STATION NO. 6	103-119
FIRE STATION NO. 7	120-137
HEADQUARTERS, TRAINING CLASSROOMS & AMBULANCE DEPLOYMENT CENTER	138-177
TRAINING CENTER	178-193

III. APPENDIX

A. BFD Mixed Use Case Studies 11.10.22	1-9
--	-----





A. EXECUTIVE SUMMARY

THE PURPOSE OF THE BERKELEY FIRE DEPARTMENT MASTER PLAN (FDMP) is to provide City leaders with a ten-year strategic approach for addressing the City's aging, undersized, and outdated essential facilities to meet today's needs and anticipated demands on Berkeley's fire and emergency services. The Berkeley Fire Department Master Plan recommends a series of facility improvements necessary to support its mission, comply with building codes and industry standards, and align with best practices in ways that are fiscally responsible in fulfilling the forward-looking mission of the Berkeley Fire Department.

THE EVOLVING AND EXPANDING MISSION of the Berkeley Fire Department has led to many changes within the Department's response and delivery since its founding in 1904. The range of operational factors facing the larger firefighting community and the world, and within BFD has increased significantly over time. These operational changes include:

- > Increased local call volume from 6,300 annual calls in 1995 for structural fires and medical emergencies to 16,000 annual calls in 2022 for a broad range of emergencies. The volume of daily calls in one 24-hour period in March 2023 due to an extreme weather event was 292 calls, compared to an average of 44 daily calls in 2022.
- > Apparatus have grown in size in order to accommodate firefighters and the equipment necessary to accomplish the modern all-hazards mission of the fire service. The type and number of specialty units, such as those for wildland engines, ambulances, off-road vehicles and boats, has also increased.
- > Best practices for fire stations have evolved to include space layouts that limit firefighters' exposure to carcinogens. This includes dedicated turnout and decontamination rooms, dedicated fitness rooms, airlock separation between apparatus bays and living quarters, and reorganized circulation.
- > The City of Berkeley and the BFD are dedicated to moving towards an all-electric infrastructure. Electrification of both the stations and the apparatus is a future goal of the Department to support the health of firefighters and the larger community, and to reduce carbon emissions.
- > The diverse and inclusive workforce of the Department calls for increased privacy and accessibility within the stations. Gender neutral restrooms, single occupancy bedrooms, and dedicated offices for supervisors are needed. Americans with Disability Act (ADA) and other local laws also dictate that the stations be accessible for both the community and the firefighters.

These internal and external changes can no longer be accommodated within the existing fire stations and support facilities. Volume II of this Master Plan outlines specific station needs and proposes modifications necessary to bring each of the stations into alignment with codes, industry standards, and the Berkeley Fire Department mission and culture.

FACILITIES EXISTING CONDITIONS: Most of Berkeley's fire stations were built in the 1960's and received seismic upgrades in the 1990's. The Training Facility was built in 1996, the Public Safety Building in 2000, and Station 7 in 2006. Based on existing conditions assessments, the FDMP team found that since their original construction, most BFD facilities have undergone some modifications but not to the extent necessary to properly house modern apparatus, equipment, additional units and new staff, nor to meet current policy, codes and health, safety and inclusion standards. Additionally, many of the stations house outdated features (such as hose drying towers) and hinder healthy environmental practices (such as physical training in apparatus bays). Without further renovation, replacement or relocation, the stations will continue to fall short of addressing the present-day needs and expanding and changing operational demands.

BFD is approaching an acute situation of not being able to meet the expressed needs of the community due to a lack of adequate facility space.



MASTER PLAN SITES: The FDMP scope includes ten (10) properties used by the Berkeley Fire Department:

- > Seven (7) fire stations
- > Division of Training
- > Headquarters
- > Warehouse on Folger/Heinz

APPROACH AND RECOMMENDATIONS: The FDMP team walked all ten properties used by the Fire Department and reviewed provided documentation relevant to the structures and programmatic needs. With each facility, the FDMP team first sought the most fiscally conservative renovation approach to accommodate the evolving mission, changes to staffing and adoption of best practices at each site. When these planning priorities could not be met through renovation, the FDMP team looked at accommodating operational needs with a new structure on either existing or expanded sites. In instances where renovation or new construction on existing or expanded sites was not feasible, the team recommended relocation to a new site.

Fire Stations 3, 6, and 7 - RENOVATION AND EXPANSION

These stations and their sites are of a size and configuration that can be expanded and operationally upgraded in their current locations, substantially reducing project costs compared to new construction.

Fire Stations 2, 4, and 5 - REPLACEMENT ON SITE

These fire stations are too small for current and projected needs and require replacement to accommodate the expanded mission, increased staffing, larger and more apparatus, and safe operating conditions. The existing sites of Station 2 and 5 are of ample size to accommodate new larger stations. The proposal at Station 4 includes an expansion into the adjacent roadway, yielding substantial cost savings over what would otherwise be incurred with relocation.

Fire Station 1 - RELOCATION

The current Station 1 building and site are too small to accommodate the increase in staffing and the new units needed within this response area. The existing and expanded Fire Station 1 units and operations are proposed to be relocated to a new site (yet to be identified) within the response area.

Fire Administration - RELOCATION

The administration functions including recently expanded staffing across most divisions, the newly established Wildland Urban Interface (WUI) Division, and the needed ambulance deployment center do not fit in the currently designated spaces within the Public Safety Building at 2100 Martin Luther King Jr. Way. This Master Plan includes a preliminary spatial program for a BFD Headquarters in a larger location.

Fire Training Center - RELOCATION

The existing Training Center on Cedar Street no longer supports the training needs of a modern fire department. The site is undersized and located in a residential neighborhood, which has created an untenable situation for neighbors and unrealistic limitations on the type of training events that can be conducted, the hours that training can occur, and the parking needs for trainers and trainees. BFD is currently collaborating with Albany, El Cerrito, and Richmond Fire Departments to identify appropriately sized and zoned sites that could be shared by the jurisdictions. A portion of the current training site at Cedar Street will be used for the expansion of Station 6. The remaining training building could be modified for use as a meeting hall and for staff accommodations during unplanned fluctuations in service demand due to emergencies such as wildfire urban interface fire events, extreme climate events, and seismic events.

Fire Warehouse - REMODEL

The existing Warehouse located at 1011 Folger, although small, remains useful as a central supply depot and overflow storage for reserve and specialty apparatus. A project is currently underway to add office space inside the warehouse to make the facility more usable.





B. BFD MASTER PLAN BACKGROUND

In 2021, the Berkeley Fire Chief and the Public Works Director, both new to their positions, realized that there was not a long-term plan that evaluated the current state of Fire Department facilities or provided a roadmap for known or projected renovation or replacement. They identified the need to create a Fire Department Master Plan (FDMP). This plan is one of five foundational studies that the Berkeley Fire Department (BFD) has undertaken over the last few years which collectively aim to provide a clear set of priorities that the City can use over the next years to guide improvements. The other foundational efforts are:

Berkeley's Community Wildfire Protection Plan (CWPP), initiated in 2022, will organize a community's efforts to protect itself from wildfire, and empower citizens to move in a cohesive, common direction. This includes goals for improving wildfire response, community preparedness, fuel management, infrastructure, ignition reduction, home hardening, and more. The CWPP draft plan is currently under review with a final plan to be adopted in spring of 2023.

Standards of Coverage and Community Risk Assessment Study (SOC), conducted in 2022-2023 defined appropriate levels of service based on a comprehensive analysis of a number of factors: historical performance; expectations; existing and projected community risk factors, hazards, population growth and aging, topography, the density and vertical growth of the build environment; and performance as compared to national standards and best practices. The report outlines five strategies to improve acute emergency response time, four of which have spatial implications for the fire stations that have been addressed by the FDMP. These include: increase in the number of ambulances; creation of a Mobile Integrated Paramedic (MIP) program; increase of staffing on key engines; and addition of a second Battalion Chief.

Internal Berkeley Fire Department Reorganization, which started in 2015, is a comprehensive re-organization of the Department designed to result in a more efficient response system, strengthen the existing culture that is community and employee centric, create pathways from the community to career positions, and build an organization that is better able to respond to the changing needs and risk of our community. These priorities are accounted for in the FDMP by proposing reconfigurations to stations to better serve both the community and the BFD.

Dispatch Needs Analysis (DNA), in December of 2021 the Department contracted with Federal Engineering Inc. to conduct a comprehensive needs assessment of the Berkeley Communications Center in response to City Council's request to enhance operations to meet the community's growing needs under the omnibus reimagining package. The project will examine existing dispatch capabilities and the City's goals to develop a path forward on how to triage calls, divert non-emergency calls—including mental health calls—to appropriate resources, and implement the delivery of emergency medical instructions to callers. Federal Engineering Consultants' work will result in a wide-ranging plan that recommends adjustments to staffing, hardware and software, implementation of pre-arrival and emergency medical dispatch systems, diversion of sub-acute calls to the most appropriate resource, training for dispatchers, and dispatch center facilities.

Kitchell Facilities Condition Assessment, completed in August of 2021, documents the existing conditions of the ten BFD facilities owned by The City of Berkeley. The object of the assessment was to understand the deficiencies of the buildings, proposed maintenance and corrections, and create budgets for the work at each facility. The assessment report also includes a facility condition needs index that is accounted for in the FDMP.

Each of these four studies articulate goals and aspects that impact BFD facilities and, as such, have influenced the Berkeley Fire Department Facilities Master Plan and its planning process.



C. FACILITIES MASTER PLAN PURPOSE & GOALS

THE PURPOSE of this Fire Department Master Plan (FDMP) is to provide the City of Berkeley leaders and policy makers with a multi-year strategic approach for addressing the City's aging, undersized, and outdated essential facilities to meet today's needs and anticipated demands on Berkeley's fire and emergency services.

The FDMP recommends a series of renovations and replacement of the Fire Department's critical facilities needed to support its mission, comply with building codes and industry standards, and align with best practices in ways that are fiscally responsible and fulfill the forward-looking mission of the Berkeley Fire Department.

As a planning tool, this document is meant to help prioritize and inform capital improvement decisions necessary for the City to develop a funding and implementation plan.

SPECIFIC PLANNING GOALS for Fire Department Master Plan focus on:

1. Improving, expanding and/or replacing each of the City's fire stations so that they support current fire operations and have flex capacity as the mission of the fire service evolves both in day-to-day call volume and in the event of major disasters.
2. Integrating improved health, safety and personnel needs of the first responders, including reduced exposure to carcinogens, into the design and operations of Fire Department facilities.
3. Relocating current and expanding Fire Department Headquarters functions to a facility that can accommodate growing needs including: a fully functional office setting for fire department support; an Emergency Operations Center (EOC) which can be used as a conference room or classroom outside of emergency conditions; and a deployment center for additional ambulances.
4. Identifying a suitable location for the delivery of future proposed integrated community health programs which provide resources for the under-insured and other high-volume system users that require services other than ambulance trips and emergency room visits.
5. Developing facilities improvement proposals that are adequate and appropriate in meeting and not exceeding established needs through renovation where feasible, or relocation or replacement where renovation is not feasible. The development improvements must demonstrate the trust the Fire Department has established with the community and be respectful of the public funds.

EVOLVING BERKELEY FIRE DEPARTMENT MISSION

1980	1990s	2000	2010	2015-2020
Structure Fires (Low Rise)	Structure Fires	Structure Fires	Structure Fires	Structure Fires
Fire Prevention	Fire Prevention	Fire Prevention	Fire Prevention	Fire Prevention
	Emergency Medical	Emergency Medical	Emergency Medical	Emergency Medical
	Disaster Preparedness	Disaster Preparedness	Disaster Preparedness	Disaster Preparedness
	Hazardous Materials	Hazardous Materials	Hazardous Materials	Hazardous Materials
	Wildland Firefighting	Wildland Firefighting	Wildland Firefighting	Wildland Firefighting
		Weapons of Mass Destruction	Weapons of Mass Destruction	Weapons of Mass Destruction
		Vehicle Extrication	Vehicle Extrication	Vehicle Extrication
		Technical Rescue	Technical Rescue	Technical Rescue
			Active Shooter	Active Shooter
			Water Rescue Swimmer	Water Rescue Swimmers
				Routine Urban Interface Firefighting
				Vocational Education
				Boat Operations
				Pandemic Response
				Community Response Medicine
				EV Fires & Battery Management
				HighRise/Tall Building Firefighting

The Berkeley Fire Departments mission and responsibilities have evolved and expanded over the last 50 years.



D. OPERATIONAL CHANGES

BFD is approaching an acute situation of not being able to meet the expressed needs of the community due to a lack of adequate facility space required to accommodate a number of operational changes. Only few of these needs have been properly considered or addressed in the Department's budget or space allocations. This Master Plan chapter documents the drivers behind the space needs, and Volume II documents high-level space plans that address these needs.

EVOLVING MISSION: The work of fire departments is constantly evolving and expanding. In most fire departments today, putting out fires is just a small part of a day's work. External and internal factors alike have influenced the arc of BFD's evolving mission.

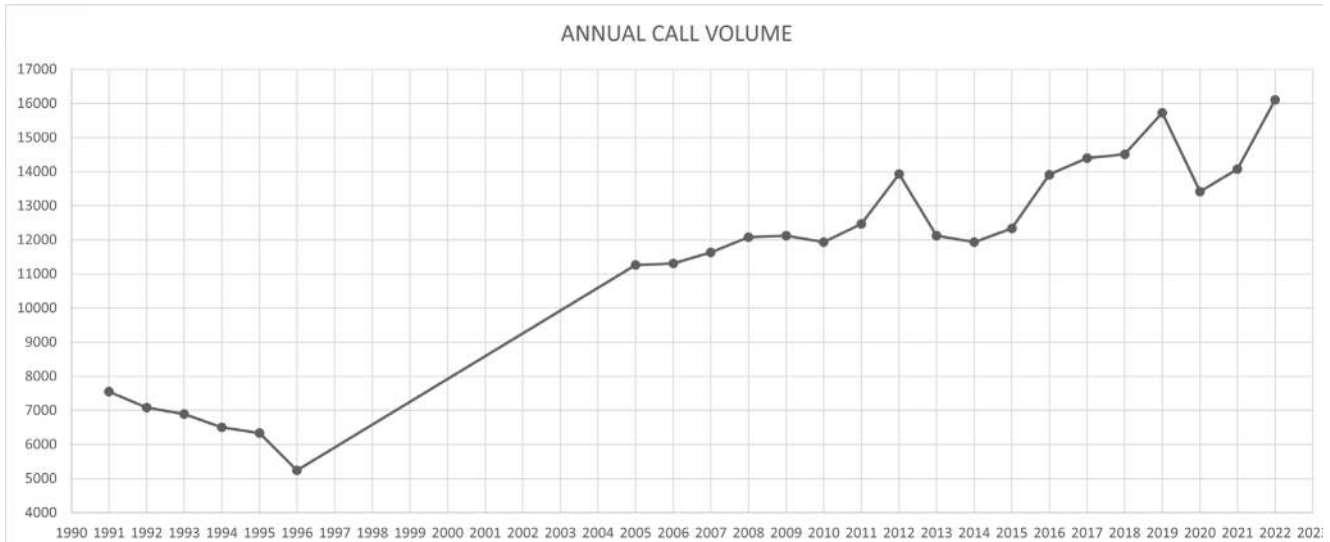
Over the years well-intentioned fire administrators and firefighters alike have seen a natural logic in tasking themselves with response capabilities motivated by the instinct to be ready to mitigate anything life throws at the Berkeley community. In the 1970s doctors home from the war in Vietnam introduced emergency medicine into firefighting. Hazardous materials response emerged in the 1990s. BFD's water rescue unit emerged from the bottom up in the early 2000's when firefighters jumped in the Bay in their underwear to rescue a drowning civilian. The number of specialty disciplines that BFD has taken on since with little to no training or infrastructure support is simultaneously impressive and staggering. While firefighters are now properly cross-trained, the stations do not have adequate space or support functions to accommodate these specialty first responder units and the added apparatus, equipment, personnel, and training requirements that come with.

This ever-expanding mission increase can be problematic, stretching resources thin and diluting firefighters' ability to be proficient at any discipline. Nonetheless, adding these disciplines to the Fire Department's scope makes sense from a service model and fiscal perspective. The alternative would likely require establishing a new department or division, adding even more staffing and infrastructure needs.

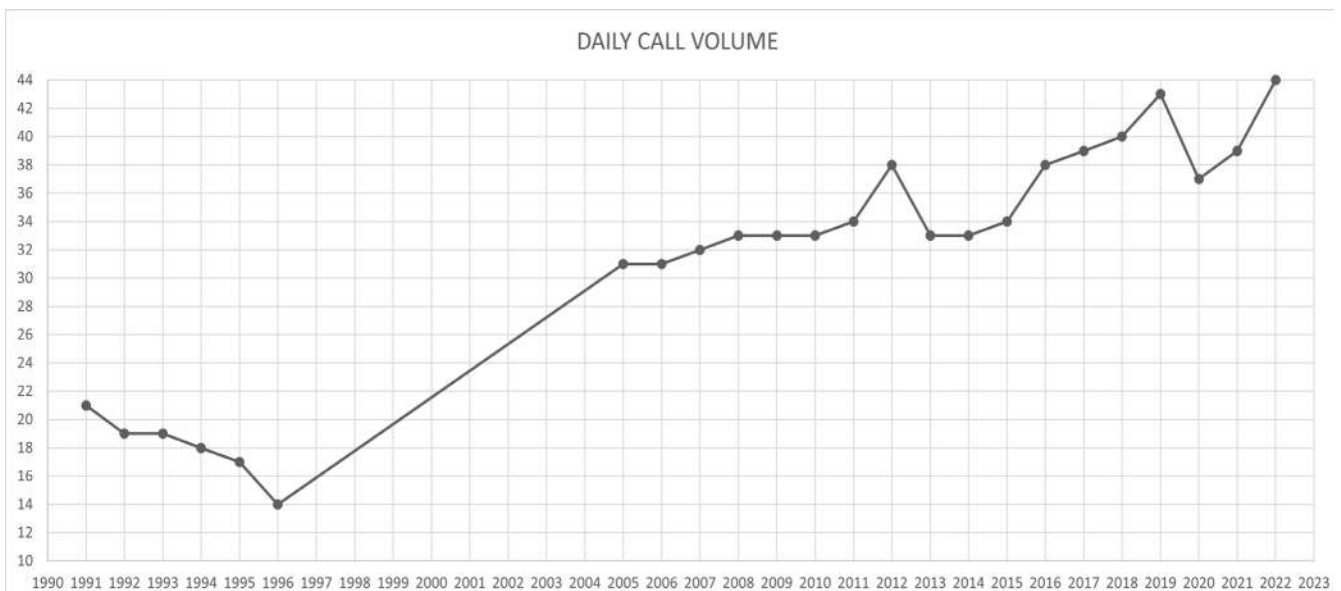
The ripple effect this evolution of BFD's mission has had on all aspects of the organization is substantial: an increase in specialized types of apparatus and equipment; more equipment on apparatus and a reciprocal increase in apparatus size; more on-duty staff to dispatch and respond to emergencies; more support staff to conduct plan checks and to educate residents in prevention, disaster preparedness and enhanced wildfire safety; and expanded training to cover more area-specific hazard types. All of these mission-critical aspects have space implications.

D. OPERATIONAL CHANGES

CALL VOLUME: Since its establishment in 1904, the Berkeley Fire Department (BFD) has evolved to respond to all manner of emergencies and hazards. Using call volume as a key metric for assessing fire department needs, in 1995 the BFD responded to 6,300 annual calls-for-service, mostly structure fires and medical emergencies. In 2022 the annual call volume was over 16,000 calls – or an average of 44 calls a day – for a much broader range of emergencies compared to prior years.



Daily call volume, which also drives the staffing required in the firehouses, has also recently experienced dramatic fluctuations due to extreme weather conditions and climate change, which is an emerging risk. BFD recently set two daily records: on January 4, 2023, the Department received 80 calls, nearly double the daily average; and less than three months later the Department received a dramatic 292 calls for service spanning a 24-hour period between March 21 to 22, demonstrating that demand for BFD services is ever-evolving and consistently trending higher.



EXTREME WEATHER EVENTS: According to a 2023 United Nations climate change report, human-caused climate change is already affecting weather and climate extremes in every region across the globe. These extreme events are leading to the increased demand for fire department services. The two weather events which are major contributors to increased call volumes for the BFD are wildfires and atmospheric rivers. Climate change projections predict that atmospheric rivers will become the main source of precipitation in western North America. This will lead to an even more pronounced “flood or drought” climate in California. The prevalence of major wildfires in drought years and the prevalence of ground saturation and flooding in wet years will impact the fire department.

The record breaking call volume days of January 4th, 2023 and March 21-22, 2023 were both during an atmospheric river event. Moving forward the BFD will need space to provide emergency accommodations for additional staff during these surges in demand.

RESPONSE AND DELIVERY CHANGES: The City has changed substantially over the last 20 years, transitioning from a suburban, mostly single-story, single-family residential community to a dense, urban, vertically-oriented community. Berkeley is now the second most dense city of the top 51st most populated cities in California, behind San Francisco.

The Standards of Coverage (SOC) analysis prepared by Citygate observed “... *that the Department is organized only to accomplish ‘yesterday’s mission’ and is struggling to meet current demand, much less the future growth of the City and University.*” Relative to the FDMP, the SOC goes on to explain that “*The ongoing intensification of land uses, building heights, and population density will make several sections of the City very urban—typical of the largest metropolitan cities for building fire and rescue/EMS challenges. The cumulative effect of these projects around the City necessitates a shift in staffing and response models as well as an increase in the flexibility of emergency medical resources. The City’s fire and ambulance programs must evolve to those suitable for a major urban fire department in staffing, unit types, and facility locations. Citygate acknowledges this will not only be costly but also very difficult to find new locations for responders.*”

Changes in local policies have also driven increases in density and vertical orientation of the City and committed the City to providing services to the unhoused and to those with psychiatric emergencies. However, there have not been correlating modifications to the Fire Department facilities or staffing over that same period of time to address these changes. As a result the City, including the Fire Department, is now faced with a large, acute gap between community need and service expectation, and what the Department’s infrastructure can accommodate.

RECOMMENDATIONS FROM RECENT EFFORTS: The Standards of Coverage study, the re-shaping of the organization following the passage of Measure FF, the implementation of the department reorganization, and the Dispatch Needs Analysis have spatial repercussions on stations and administration headquarters, the most significant being:

- > Adding ambulances to recover and maintain Unit Hour utilization and response times.
- > Adding a Mobile Integrated Health program similar to the Department’s pilot Mobile Integrated Paramedic (MIP) program.
- > Deploying the Wildfire Urban Interface (WUI) Division.
- > Adding staff to support the modern mission of the Divisions of Training, Emergency Medical Services (EMS) and Fire Prevention.
- > Increasing the size of the dispatch center for triaging increased call volume, appropriately handling calls for psychiatric emergencies, and delivering pre-arrival instructions.
- > Adding a future Battalion Chief.

- > Increasing full-time staff on six of nine fire companies from three to four personnel (and the remaining three companies from three to four personnel during high-fire danger days) to address changing risk and demand arising from new development in Berkeley and the implications of climate change on our natural environment.



APPARATUS AND SPECIALTY UNITS: To support the evolving mission and modern safety regulations, BFD apparatus have grown in size. In the past, fire department personnel rode on the rear tailboard of an engine, uncovered and unprotected, causing hundreds of firefighter injuries and deaths across the country. In addition to firefighters moving inside the cabs, apparatus have also grown in size to accommodate all the equipment necessary to accomplish the modern all-hazards mission of the fire service. Other specialty apparatus acquired to accommodate BFD's mission includes wildland engines, ambulances, off-road vehicles and boats, all of which need proper storage and maintenance facilities.

ELECTRIFICATION: The Department is actively researching electrification of its fleet to meet the City's long-term goals outlined in the Municipal Fleet Electrification Plan. According to current policy, any new construction in Berkeley is required to be all-electric. Going all-electric for buildings and the fleet will require significant revisions to the site power supply including:

- > Changing the type of power entering the building (from single to three-phase in most instances)
- > Increasing the electrical service to 800 or 1200 amps
- > Installing solar arrays and energy storage systems

This move towards electrification improves health and safety at stations and addresses environmental considerations by:

- > Improving indoor air quality by eliminating natural gas (for space and water heating, and cooking) in the buildings
- > Decreasing fossil fuel reliance and carbon pollution by providing electric charging stations for fire department vehicles and apparatus, and staff's personal electric vehicles
- > Employing clean energy sources while the power grid is up and during emergencies when it is down

City Council will need to provide direction to BFD as to whether fire stations should be electrified prior to a full remodel or replacement. Costs associated with both electrification and the purchase of these types of apparatus will be significant. The cost to electrify the stations will be approximately \$400,000 each. Electrical apparatus are currently double the cost of a typical apparatus.



DECONTAMINATION: Significant health and safety concerns related to carcinogens from turnout gear and equipment, and the overall air quality at fire stations have long been identified as unsafe. Research spanning decades, continents, and more than 80,000 firefighters validates the connection between fire fighting and occupational cancer. Cancer is the most dangerous threat to firefighter health and safety today. The Department currently has five members with active cancer cases and five recent retirees with active cancer cases. These are only the reported cases and there are likely more which have not been reported.

- > Cancer caused 66 percent of the career firefighter line-of-duty deaths from 2002 to 2019, according to data from the International Association of Firefighters (IAFF). Heart disease caused 18 percent of career LODDs for the same period.
- > Cancer caused 70 percent of the line-of-duty deaths for career firefighters in 2016 (Smith, Cardiovascular Strain of Fire fighting and the Risk of, 2016).
- > Firefighters have a 9 percent higher risk of being diagnosed with cancer and a 14 percent higher risk of dying from cancer than the general U.S. population, according to research by the CDC/National Institute for Occupational Health and Safety (NIOSH).

Firefighters' risks are significantly higher for some types of cancer than the general population, including:

- > Testicular cancer – 2.02 times the risk (100% = double = 2 times)
- > Mesothelioma – 2.0 times greater risk
- > Multiple myeloma -1.53 times greater risk
- > Non-Hodgkin's lymphoma – 1.51 times greater risk
- > Skin cancer – 1.39 times greater risk
- > Malignant melanoma – 1.31 times greater risk
- > Brain cancer -1.31 times greater risk
- > Prostate cancer – 1.28 times greater risk
- > Colon cancer -1.21 times great risk and
- > Leukemia – 1.14 times greater risk

Industry standards call for each structure/vehicle fire to be treated like a hazardous materials incident, including recommendations for firefighters to literally wash each other with special soap to remove carcinogens and to be placed out of service for additional decontamination measures following the incident. Personal Protective Equipment (PPE) needs to be properly bagged and decontaminated, and stations need facilities to keep PPE isolated from physical fitness and living areas as this equipment continues to off gas carcinogens and other toxins.

To reduce the prevalence of cancer in the workforce, best practice recommendations that the City must begin to implement are:

- > Dedicated turnout rooms with personnel decontamination and turnout cleaning facilities
- > Reorganized path of travel to and from the apparatus bay for decontamination between each call, setting up what is referred to as the “Hot, Warm and Cool” zone organization.
- > Hands-free medical cleanup facilities
- > Dedicated physical fitness rooms not in apparatus bays
- > Airlock air separation between apparatus bay and the stations’ living and office quarters
- > Direct capture or similar vehicle exhaust systems in apparatus bays, an effort that was implemented in 2001

INCLUSION & PRIVACY CONSIDERATIONS: The fire service is a community-based organization and as such it is critical that the BFD staff reflects the makeup of the community it serves. This commitment to inclusion drives changes to the work environment and the facilities necessary in creating a safe workplace for a diverse workforce by increasing privacy and accessibility in living and office environments. Specific improvements include:

- > Gender neutral restrooms
- > Single occupancy bedrooms
- > Dedicated Captains’ offices
- > Accessible accommodations





E. EXISTING FACILITIES

ORIGINAL CONSTRUCTION: Most of the Berkeley Fire Stations were built in the 1960's. The Training Facility was built in 1996, the Public Safety Building in 2000, and Station 7 in 2006.

The stations built in the 1960's were designed for a single engine and three personnel per shift. Additionally, at the time of original construction, each station design and site layout offered very little room for expansion or to accommodate future needs and an evolving mission.

FACILITIES MODIFICATIONS: While the stations have not been significantly modified since they were built, they have been stretched to perform beyond their original design by simply squeezing in additional needs and services. Since their original construction in the 1960s, the older stations have been renovated to accommodate:

- > Three ambulances when the service was established in 1977
- > Two reserve ambulances and additional equipment when paramedic services were established in 1986
- > Improved building seismic performance in the 1990s, following the 1986 Loma Prieta Earthquake
- > Hazardous Materials Response apparatus and equipment in the 1990s
- > A fourth ambulance and additional reserve ambulances in 2008 to partially meet increased call volume
- > Water rescue apparatus and equipment in 2010
- > Specialty wildfire apparatus and equipment over the past thirty years
- > Disaster response supplies and equipment in the 1990s and 2000's
- > A mobile emergency medical supervisor vehicle and staff in 2023

While the stations have undergone minor improvements and ongoing maintenance including, for example, lighting, kitchen and restroom upgrades, they have not been modified to the extent necessary to properly house modern apparatus and equipment, additional units and new staff. These expanded services have been accommodated by simply pushing the stations beyond their spatial capacity at the expense of properly addressing safety, health, and privacy (related to inclusion and diversity) protocols.

OUTDATED FACILITIES: As a result, the BFD stations are packed, outdated and potentially unsafe.

- > Apparatus are parked inches away from roll up doors, creating narrow spaces for personnel to circulate.
- > Towers, once necessary for drying cotton hoses, are now obsolete due to updated hose material technology.
- > Exercise equipment is typically set up in apparatus bays adjacent to apparatus and personal protective equipment (or PPE) that off-gas diesel fumes and known carcinogens.



E. EXISTING FACILITIES

In 2021 the Berkeley Public Works Department, which is responsible for Berkeley public facilities maintenance, authorized Kitchell to prepare Facility Condition Assessments of each of the Stations and the Public Safety Building. The report found that in the short-term Fire Stations 1, 4, and 7 are in good condition, Fire Stations 2, 3, and 5 are in fair condition, and Fire Station 6 is in poor condition. In the longer-term Fire Station 1 will be in fair condition, Fire Station 7 will remain in good condition, and the rest will be in poor condition, meaning that in 15 years the bulk of the fire stations will be in poor condition.

Given the limited expansion space in stations and the fact that most Berkeley fire stations do not meet health and safety protocols or industry standards, many of the facilities are in need of major overhauls. Based on existing conditions and needs assessments, most BFD facilities are currently at or beyond capacity. Without significant expansion and modifications, they cannot be made hazards-ready nor can they support the evolving inclusive culture of the Berkeley Fire Department. Renovation or replacement or relocation is necessary to accommodate identified staffing and operational needs. Volume II of this Master Plan outlines specific station needs and proposes modifications necessary to bring each of the stations into alignment with codes, industry standards, and the Berkeley Fire Department mission and culture.



Turnouts, exercise equipment, and apparatus all in the same space do not meet current best practices.



F. METHODOLOGY

MASTER PLANNING TEAM: The Fire Department Master Plan (FDMP) effort has relied on a close working relationship with the Fire Chief, members of the command team and members of IAFF Local 1227. The consultant team includes:

- > Architects with expertise in fire department facilities planning and design
- > Economic planner who investigated mixed use facilities combining fire stations with residential uses
- > Design specialists on the programming and conceptual design development of a regionally shared training facility

MASTER PLANNING SCOPE: The FDMP effort began in earnest in Feb 2022 and included the following tasks:

- > Collecting and reviewing the provided existing construction documents for each station
- > Visiting each site
- > Conducting a kick-off meeting with Fire Department representatives
- > Documenting the fire department's spatial program needs
- > Developing alternative layouts for each station, with the goal of reusing, renovating and/or adding to existing buildings and sites. Where renovation and reuse options did not achieve the requisite goals of improved health, safety, and service, the planning team studied replacement options.
- > Preparing high-level construction cost estimates
- > Exploring implementation and phasing scenarios to determining how improvements might roll out

KEY TAKEAWAYS:

Primary findings thus far are that all uses fundamental to fire fighting, emergency medical service, training, rescue and prevention can be accommodated at the planned stations (including specialty units at a few specific stations), headquarters, and training center.

Given space constraints at the station sites, all new ambulances and integrated mobile health programs (MIP or similar) could not be accommodated at the stations without significant expansion which would substantially increase costs at each facility. Therefore, the FDMP team proposes that this service be part of a new BFD Headquarters.

Reserve apparatus are currently proposed by this master plan as stored outdoors at some of the fire stations which is not optimal. Ideally these apparatus would be stored indoors at a centrally located warehouse, which would free up more space at the fire stations and allow for more efficient maintenance regiment.

Adequate onsite parking for first responders' private vehicles during shift changes was a major design driver in the site plans and station design options. Adequate onsite parking for first responders' private vehicles is necessary at each site because most employees commute from outside the Bay Area from locations that lack mass-transit options. Once at work, often responders are required to move from one station to another with a hundred pounds of safety equipment in tow.

VOLUME II of this report outlines in greater detail the implications of these findings at each station, BFD Headquarters and the Training Center.





G. APPROACHES TO IMPROVEMENTS

RENOVATION APPROACH: For each station, the FDMP team first sought a renovation approach to accommodate the evolving mission, changes to staffing, and the adoption of best practice environmental controls by providing:

- > Private sleeping rooms for all on-duty staff
- > Gender-neutral restrooms
- > Dedicated turnout storage and decontamination spaces
- > Dedicated Fitness Room apart from the apparatus bay and vehicle exhaust
- > Office space for on-duty supervisor(s)
- > Increased size of common spaces – kitchen, dining and day rooms – to accommodate added staff
- > Clear and safe paths of travel throughout stations
- > Additional apparatus bays for future units at Stations 1 and 4
- > Sufficient parking for staff
- > Appropriate facilities for electrification of the fleet (solar, charging, storage, transformers, etc)

REPLACEMENT APPROACH – NEW CONSTRUCTION: When the aforementioned priorities could not be accommodated through renovation, the team then looked at accommodating all the operational needs in new structures on either existing, expanded or new sites.

MIXED USE CASE STUDY: The Fire Department leadership team had hoped that with the City’s goals of increasing density and affordable housing, fire stations could be rebuilt along with residential units to maximize city property that is centrally located and close to transit hubs. To research this concept, economics planner Strategic Economics researched three mixed-use projects which combined housing and fire stations on a single site. The case study sites are:



Fire Station 13, San Francisco, CA



Potomac Yard, Alexandria, VA



Lincoln Towers, Wilmington, DE

Mixed Use Case Studies Findings: The major takeaway from these mixed-use case studies is that combining housing and fire services on the same property is not a common development approach and for good reason. California’s seismic building codes are extremely stringent for public safety buildings making them difficult to pair with other uses. Given the costs associated with the seismic safety requirements for fire stations and other public uses, pairing affordable housing with a fire station is not cost-effective in Berkeley.

Where this was attempted locally in San Francisco for Station 13 located at 530 Sansome Street, the residential component is a luxury hotel plus commercial uses. These non-fire station uses were designed to be separated and independently structured from the fire station by cantilevering the building that housed them over the station. This solution is only financially viable due to its location in San Francisco's financial district where the private development will generate enough value to pay for extra construction costs without impacting the rates of return. The land value in Berkeley is not comparable to the land value in San Francisco and thus this approach would not be attractive to a developer.

The projects in Virginia and Delaware were made possible because of the massive tracts of land available to the developers. This allowed for large-scale development which offset the costs of the fire stations. This is also not possible in Berkeley due to the small amount of city owned land. Another takeaway from the case studies is that each project studied benefitted from having other funding sources in place prior to design and construction to offset costs.

The complete case study report prepared by Strategic Economics is included in this Master Plan's appendix.



H. DEVELOPMENT SCENARIO RECOMMENDATION

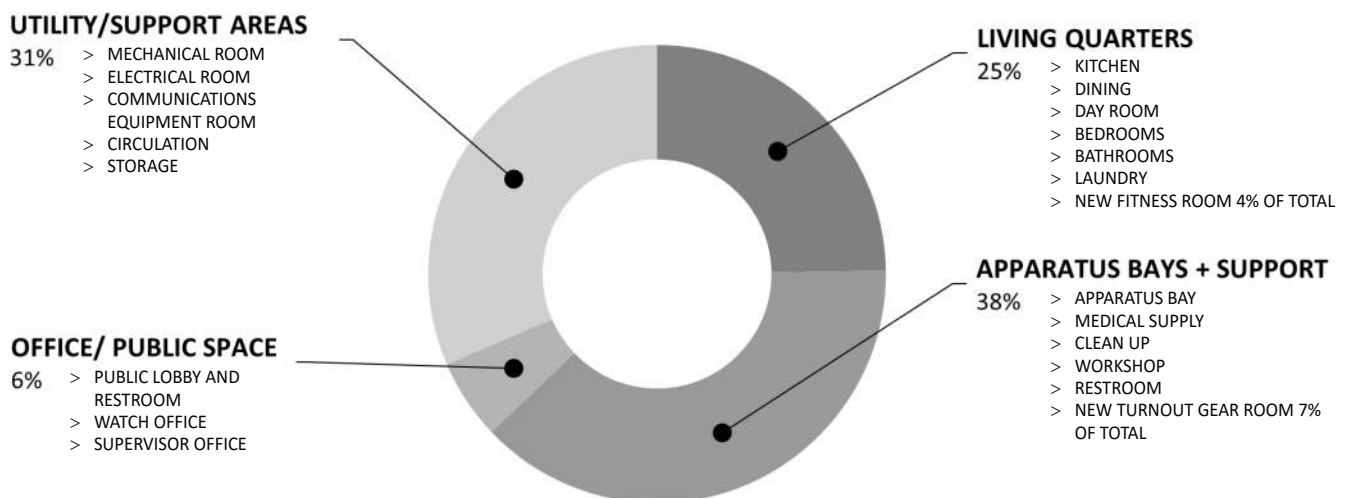
GUIDING PRINCIPLES: The following principles were established to inform the development of the Fire Department Master Plan.

1. All key operational efficiency and safety issues must be addressed.
2. In the station renovations, the addition of sleeping, dedicated turnout and fitness rooms are prioritized.
3. The plan prioritizes the replacement or renovation of the busiest stations first.
4. All additional ambulances or alternate response type programs (staff & vehicles) will be housed outside of the fire houses.
5. The project delivery schedule must allow funds to be maximized through the use of existing facilities as temporary unit locations during construction phases.
6. Utilize city owned property, if possible, to maximize funds for the new headquarters facility
7. Plan and build a regional training center in collaboration with other jurisdictions to the north in Alameda and Contra Costa.

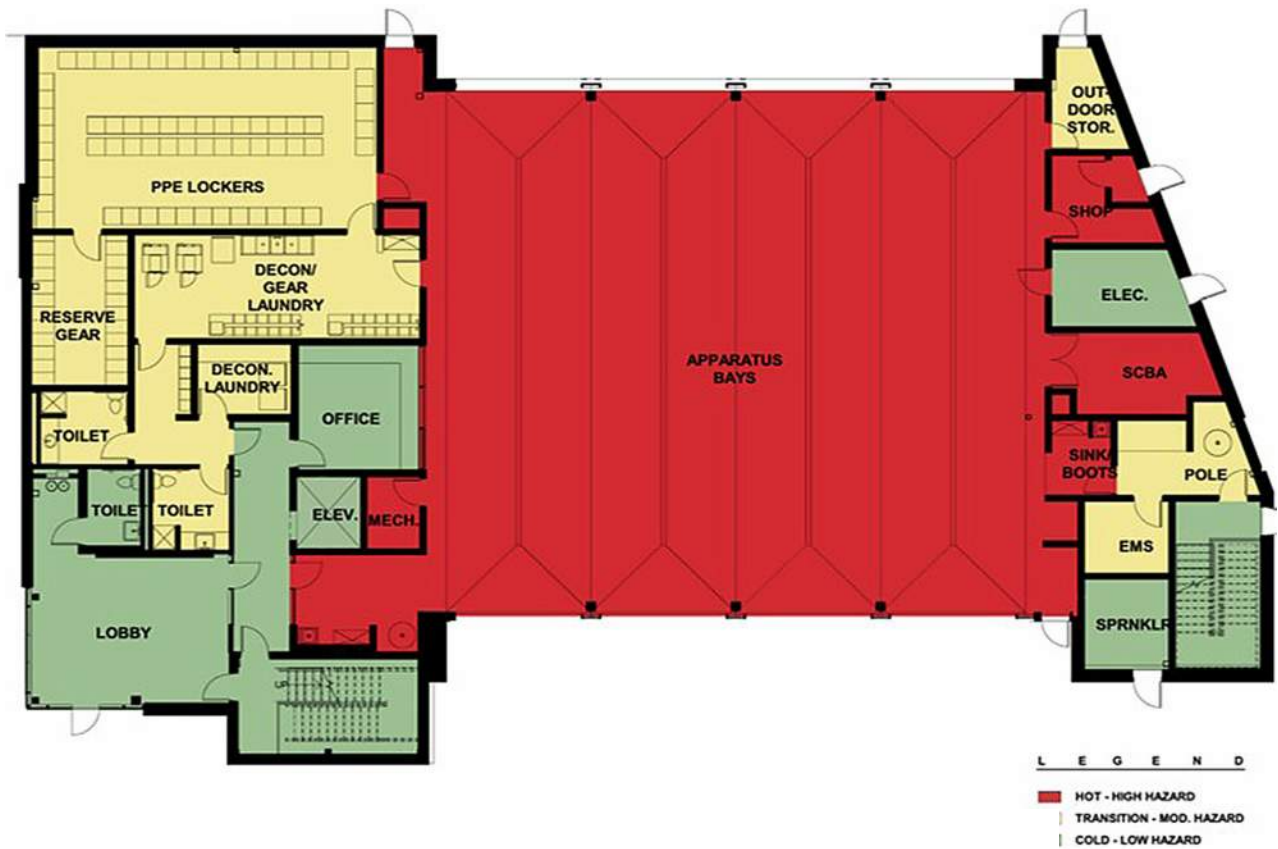
USES IN A TYPICAL STATION: Fire stations in and of themselves are a complex mixed-use building, combining residential, business and quasi-industrial uses under one roof. There are four major space need categories:

- > The greatest single use space in a station – roughly 38% – is taken up by apparatus, fire fighting equipment and gear, including Turnouts
- > Living quarters take up a quarter of a station and include shared and private spaces and fitness rooms which have typically been shoehorned into apparatus bays
- > A comparatively smaller area – 6% of a station – goes to administrative uses, entry and public restrooms.
- > The rest of the space – nearly a third of the stations – supports circulation and operations, such as: Storage, Mechanical, Electrical, and communication equipment rooms

TYPICAL STATION AREA BREAKDOWN



HOT WARM COOL ZONE DIAGRAM



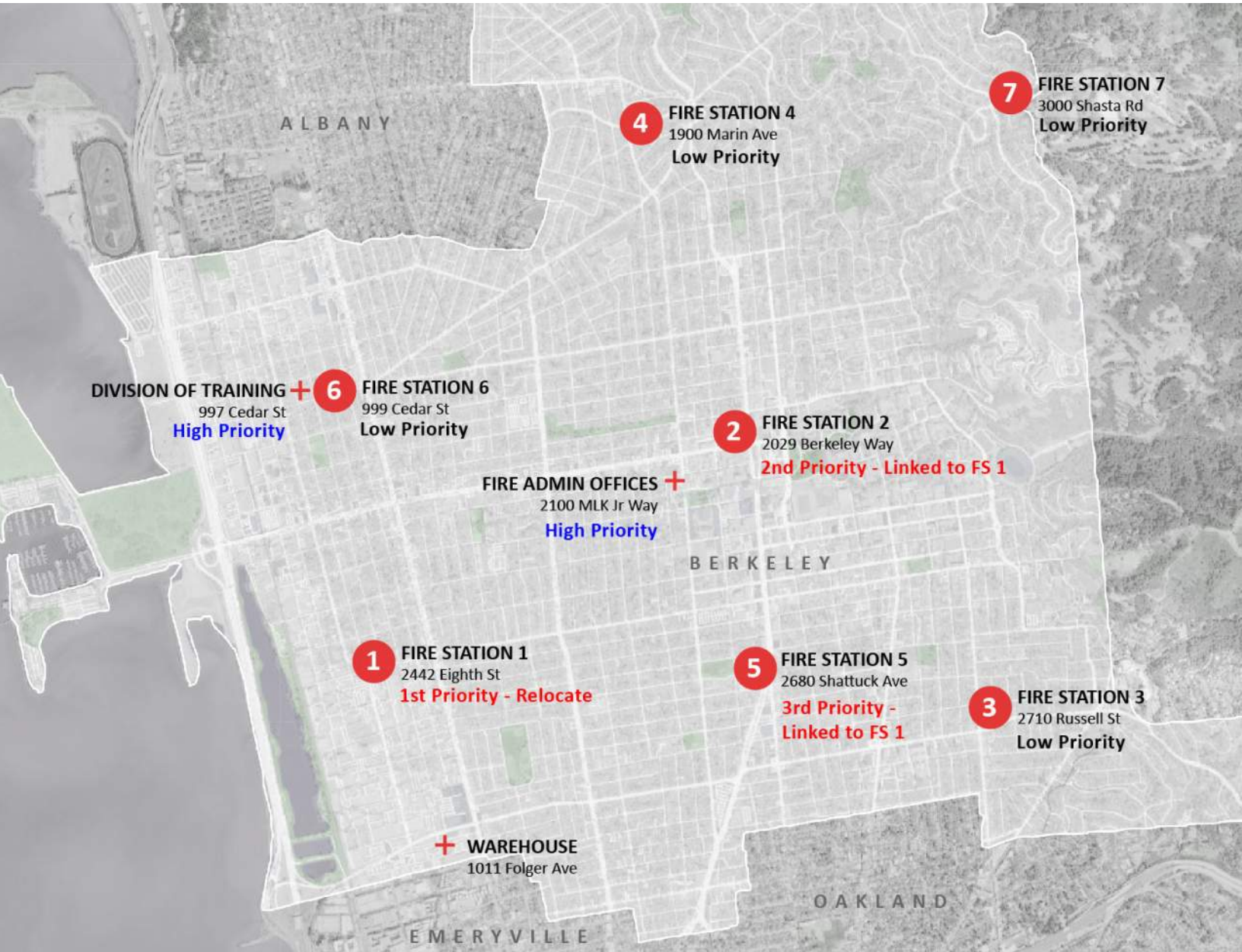
The separation of the hazardous areas of the station with the living and office quarters is paramount to increased safety in a fire station. The diagram above indicates the areas of the station that are considered hazardous (Hot Zones), moderately hazardous (Warm Zones) and the balance of the areas, low hazard living quarters and office facilities are considered (Cool Zones).

RECOMMENDED SCENARIO: The development phasing scenario recommended by this FDMP maximizes operational improvements by focusing first on the busiest and largest stations. The team tested a variety of ways to meet the guiding principles, a process which ultimately helped shape the principles themselves. For instance, the original goal was to add all the new ambulance and alternative response units to the existing stations. This proved to be impossible without expanding almost every station and purchasing adjacent residential parcels at each location. The recommended development scenario described below made the best use of the existing sites. A summary of the key points of each project follows.

SCENARIO DESCRIPTION: Most station projects can be implemented on city-owned property except for Station 1. This scenario successfully addresses increased staffing needs and key operational efficiencies.

The budgets reflected below are “Rough Order of Magnitude Cost Plans.” As a perspective, an order of magnitude cost model has the objective of identifying costs within an order of magnitude. The budget is not meant to be the lowest possible, but rather, to identify the order of magnitude of costs in considering next steps. A range of costs was used for planning purposes. The ranges below do not include escalation beyond 2024, property acquisition costs or program management costs. They include all construction, equipment and furnishings costs, plus fees for design, environmental review, permits, etc., associated with project delivery. In the recommended development phasing scenario, the initial focus is on the projects with highest call load and largest staffing numbers. Station 1 was proposed to be implemented first because it is a relocation project. Once a new Station 1 is complete and online, the existing original Station 1 can be used as temporary housing for the future replacement projects.

SEQUENCED PROJECTS				INDEPENDENT PROJECTS				
Design Start		Rough Order of Magnitude Costs		Design Start		Rough Order of Magnitude Costs		
		LOW x \$ Million	HIGH x \$ Million			LOW x \$ Million	HIGH x \$ Million	
2024	Fire Station 1 Relocation New site on/near San Pablo Ave	\$42	\$47	2023	New Headquarters Site TBD	\$33	\$36	
2026	Fire Station 2 Replacement Temporary Location - Station 1, 4, 5	\$51	\$56	2023	Training Center Phase 1 Renovation Phase 2 Replacement Regional Site TBD	\$81	\$90	
2028	Fire Station 5 Replacement Temporary Location - Station 1, 4, 2	\$53	\$58	2026	Fire Station 3 Renovation + Expansion Temporary Location - Station 2, 5	\$12	\$16	
2030	Fire Station 4 Replacement Temporary Location - Station 2, 6	\$36	\$41	2028	Fire Station 6 Renovation + Expansion Temporary Location - Trailer on site	\$12	\$15	
				2030	Fire Station 7 Renovation + Expansion Temporary Location - TBD	\$10	\$13	
						TOTAL Rough Order of Magnitude Project Cost	\$330	\$372



THE PROPOSED PROJECTS IN ORDER OF DEVELOPMENT ARE OUTLINED BELOW:

Fire Station No. 1 - Relocation and Replacement on a new site (to be identified)



Key Attributes: Relocation and expansion of Fire Station 1 to a more commercial site in the same response area. Current station can then be used as a temporary station as others are renovated.

Rationale: The existing site is located in a residential neighborhood. The adjacent properties would need to be purchased to accommodate an expansion or replacement on site. These properties contain apartment buildings. Dozens of house units would need to be removed to accommodate the operational needs at this location. Therefore, it is recommended to relocate this facility to a site in a commercial area.

Order of Magnitude Budget Range: \$42-47M

Schedule: Recommended design start 2024

Fire Station No. 2 – Replacement at existing site (2029 Berkeley Way)



Key Attributes: Replace the station on the existing site with a new 3-story building that includes all required parking.

Rationale: Fire Station No. 2 is the Fire Department’s most populated and busiest station with multiple cross staff units. The current configuration does not allow the staging of all apparatus for response. In addition, there is not adequate on-site staff or visitor parking. The replacement of the station includes a parking deck which allows this station to meet all current and projected needs.

Order of Magnitude Budget Range: \$51-56M

Schedule: After completion of Fire Station 1

Fire Station No. 5 - Replacement at existing site (2680 Shattuck Avenue)



Key Attributes: Replacement of existing station with a new 2-story building plus basement parking in order to fully meet all programmatic and parking needs on site.

Rationale: Station No. 5 is the Department’s second most populated and busiest station. It also houses multiple support units. The station has been renovated multiple times and is past its useful life. The site area is very compact and does not currently allow adequate space for site operations. The recommended option replaces the station onsite and adds subterranean parking for staff and the supporting units.

Order of Magnitude Budget Range: \$53-58M

Schedule: After completion of Fire Station 2

Fire Station No. 4 – Replace at existing expanded existing site (1900 Marin Avenue)



Key Attributes: Replacement of existing building on an expanded site to meet programmatic and parking requirements.

Rationale: This response area of the City has been identified as an area that should plan for an additional ambulance. The existing fire station can not be expanded to add the apparatus bay necessary for this new unit due to its unique configuration. The recommendation for this station is to replace it at the existing site and expand the site into the adjacent road right of ways.

Order of Magnitude Budget Range: \$36-41M

Schedule: Design start 2030

Fire Station No. 3 – Renovation and addition at existing site (2710 Russell Street)



Key Attributes: Renovation and expansion of existing fire station to provide a dedicated fitness room, turnout storage, private office and private sleeping rooms.

Rationale: This station is not recommended to add new units. The renovation will focus on improving the health, safety and privacy aspects of the fire station.

Order of Magnitude Budget Range: \$12-16M

Schedule: Design start 2026

Fire Station No. 6 – Renovation and addition at existing site at existing site (999 Cedar Street)



Key Attributes: Renovation and expansion of the existing fire station to provide a dedicated fitness room, turnout storage, private offices and private sleeping room. The entire station will be renovated to allow modernize the kitchen, dining and dayroom.

Rationale: This station is not recommended to add new units although the increases in staffing on existing units are driving the need to modernize the living quarters. In addition, the station will be expanded to improve the health, safety and privacy aspects of the station.

Order of Magnitude Budget Range: \$11.6-14.6M

Schedule: Design start 2028

Fire Station No. 7 – Renovation and addition at existing site (3000 Shasta Road)



Key Attributes: Renovation and expansion of existing fire station to provide a dedicated fitness room, turnout storage and private sleeping quarters for the additional staffing staged at this location during high fire season.

Rationale: Station 7 is the Department’s newest station, however, it is lacking some of the basic spaces required to provide a safe work environment. Primarily the missing space is a dedicated turnout room with decontamination equipment. In addition, additional sleeping rooms are necessary to accommodate the move up staffing during fire season.

Order of Magnitude Budget Range: \$10-13M

Schedule: Design start 2030

Headquarters – Relocation to new site.



Key Attributes: Relocation of headquarters to a city owned building. Location to be big enough to Administrative offices, training classrooms, and the ambulance deployment center.

Rationale: Current location cannot accommodate the growing staff or the ambulance deployment center.

Order of Magnitude Budget Range: \$33-36M

Schedule: Design start 2023

Training Facility – New construction and renovation at site to be determined




Key Attributes: Relocation of the training facility in partnership with other local municipalities.

Rationale: The current location is undersized and located in a residential neighborhood which impacts what training can occur there. The region is missing a large training facility for emergency responders

Order of Magnitude Budget Range: \$81-90M

Schedule: Phase 1 design Start 2023

Warehouse – Renovation at site in progress



Key Attributes: Renovation of this building is currently in the design phase and will provide a small office and meeting location.

Rationale: The current location has staff assigned but they work from a desk in the warehouse space, exposed to noise and exhaust, and without climate controls.

Order of Magnitude Budget Range: \$800-1.5m

Schedule: Design underway



I. REFERENCES

FACILITY & DECONTAMINATION:

NFPA 1584: Standard on the Rehabilitation Process for Members during Emergency Operations and Training Exercises, Section 7.4.2

NFPA 1700: Guide for Structural Fire Fighting, Section 11

NFPA 1500: Standard on Fire Department Occupational Safety, Health, and Wellness Program, Section 7, 10, 14, Annex C, Annex F

Occupational Safety and Health Act (OSHA), Occupational Safety and Health Standards (1910), Toxic and Hazardous Substances (subpart Z), Air Contaminants (§ 1910.1000)

Occupational Safety and Health Act (OSHA), Permissible Exposure Limits (PELs), OSHA Annotated Tables Z-1, Z-2, Z-3

California Occupational Safety and Health Act (Cal/OSHA), Subchapter 7, Group 16, Article 109 Hazardous Substances and Processes

California Occupational Safety and Health Act (Cal/OSHA), Subchapter 7, Group 16, Article 107 Dusts, Fumes, Mists, Vapors and Gases

California Occupational Safety and Health Act (Cal/OSHA), Table AC 1 - Permissible Exposure Limits (PELs)

Firefighter Cancer Registry Act; <https://www.congress.gov/bill/115th-congress/house-bill/931>

The Safe Drinking Water and Toxic Enforcement Act of 1986 (Proposition 65), <https://oehha.ca.gov/proposition-65/about-proposition-65>

Lavender Ribbon Report, Best Practicews for Preventing Firefighter Cancer, International Association of Fire Chiefs & National Volunteer Fire Council, 2018

CANCER IN THE FIRE SERVICE:

Occupational & Environmental Medicine, Mortality and cancer incidence in a pooled cohort of US firefighters from San Francisco, Chicago and Philadelphia (1950– 2009), Daniels, et al 2013

Exposure–response relationships for select cancer and non-cancer health outcomes in a cohort of US firefighters from San Francisco, Chicago and Philadelphia (1950–2009), Daniels, et al

Environmental Health, Prostate cancer in firefighting and police, Sritharan, et al 2017

Am J Ind Med., Risk of Cancer Among Firefighters in California, 1988–2007, Tsai, et al 2016

Fent, K.W., Toennis, C., Sammons, D. et al. Firefighters’ absorption of PAHs and VOCs during controlled residential fires by job assignment and fire attack tactic. J Expo Sci Environ Epidemiol 30, 338–349 (2020). <https://www.nature.com/articles/s41370-019-0145-2>

NIOSH [2013]. Health hazard evaluation report: evaluation of dermal exposure to polycyclic aromatic hydrocarbons in firefighters. By Fent KW, Eisenberg J, Evans D, et al. Cincinnati, OH: U.S. Department of Health and Human Services, Centers for Disease Control and Prevention, National Institute for Occupational Safety and Health, NIOSH HETA Report No. 2010-0156-3196. <https://www.cdc.gov/niosh/hhe/reports/pdfs/2010-0156-3196.pdf>.

Kenneth W. Fent, Barbara Alexander, Jennifer Roberts, Shirley Robertson, Christine Toennis, Deborah Sammons, Stephen Bertke, Steve Kerber, Denise Smith & Gavin Horn (2017) Contamination of firefighter personal protective equipment and skin and the effectiveness of decontamination procedures, *Journal of Occupational and Environmental Hygiene*, 14:10, 801-814, DOI: 10.1080/15459624.2017.1334904

Laroche E, L'Espérance S. Cancer Incidence and Mortality among Firefighters: An Overview of Epidemiologic Systematic Reviews. *International Journal of Environmental Research and Public Health*. March 3, 2021. <https://www.ncbi.nlm.nih.gov/pmc/articles/PMC7967542/>.

LeMasters GK, Genaidy AM, Succop P, et al. Cancer risk among firefighters: a review and meta-analysis of 32 studies. *Journal of Occupational and Environmental Medicine*. 2006;48(11):1189-1202. doi:10.1097/01.jom.0000246229.68697.90

Memorial Sloan Kettering Cancer Center. Clonal Hematopoiesis (CH). <https://www.mskcc.org/cancer-care/types/leukemias/risk-factors/clonal-hematopoiesis-ch>.

National Institute for Occupational Safety and Health. Findings from a Study of Cancer among U.S. Fire Fighters. July 2016. <https://www.cdc.gov/niosh/pgms/worknotify/pdfs/ff-cancer-factsheet-final-508.pdf>.

Pukkala E, Martinsen JI, Weiderpass E, et al. Cancer incidence among firefighters: 45 years of follow-up in five Nordic countries. *Journal of Occupational and Environmental Medicine*. 2014 Jun;71(6):398-404. doi: 10.1136/oemed-2013-101803. Epub 2014 Feb 6. PubMed PMID: 24510539. <https://www.ncbi.nlm.nih.gov/pubmed/24510539>.

<https://firefightercancersupport.org/resources/faq/>



MARY MCGRATH | ARCHITECTS

610 16TH STREET, SUITE 210, OAKLAND, CA 94612
510.208.9400
www.marymcgratharchitects.com

SIEGEL & STRAIN Architects |

6201 DOYLE STREET, SUITE B, EMERYVILLE, CA 94608
510.547.8092
www.seigelstrain.com



CITY OF BERKELEY

BERKELEY FIRE DEPARTMENT MASTER PLAN

VOLUME I

DRAFT MAY 08, 2023



SIEGEL & STRAIN Architects |

 **MARY MCGRATH | ARCHITECTS**



TABLE OF CONTENTS

FIRE STATION NO. 1

- Project Description & Location map 1
- Conceptual Space Needs Outline 2 - 4
- Component Diagrams 5 - 16
- Site and Floor Layout Diagrams 17 - 21

FIRE STATION NO. 2

- Project Description & Location Map 22
- Conceptual Space Needs Outline 23 - 26
- Component Diagrams 27 - 41
- Site and Floor Layout Diagrams 42 - 45

FIRE STATION NO. 3

- Project Description & Location Map 46
- Conceptual Space Needs Outline 47 - 50
- Component Diagrams 51 - 62
- Site and Floor Layout Diagrams 63 - 64

FIRE STATION NO. 4

- Project Description 65
- Conceptual Space Needs Outline 66 - 68
- Component Diagrams 69 - 80
- Site and Floor Layout Diagrams 81 - 82



TABLE OF CONTENTS

FIRE STATION NO. 5

- Project Description & Location Map 83
- Conceptual Space Needs Outline 84 - 86
- Component Diagrams 87 - 98
- Site and Floor Layout Diagrams 99 - 102

FIRE STATION NO. 6

- Project Description & Location Map 103
- Conceptual Space Needs Outline 104 - 106
- Component Diagrams 107 - 118
- Site and Floor Layout Diagrams 119

FIRE STATION NO. 7

- Project Description & Location Map 120
- Conceptual Space Needs Outline 121 - 123
- Component Diagrams 124 - 135
- Site and Floor Layout Diagrams 136 - 137

HEADQUARTERS, TRAINING CLASSROOMS & AMBULANCE DEPLOYMENT CENTER

- Project Description & Location Map 138
- Conceptual Space Needs Outline 139 - 144
- Component Diagrams 145 - 177

TRAINING CENTER

- Project Description & Location Map 178
- Site Diagram and Plan 179 - 180
- Conceptual Space Needs Outline 181 - 182
- Site and Floor Layout Diagrams 183 - 193



FIRE STATION 1



CITY OF BERKELEY

FIRE HOUSE NO. 1

2442 EIGHTH STREET, BERKELEY, CA 94710

DRAFT
MAY 08, 2023

PROJECT DESCRIPTION

The existing Fire House No. 1 is 5,410 SF and was originally designed in 1966 to provide operational space and living quarters for three personnel. The facility was seismically retrofitted in the 1990's and renovated in 2015 to provide accessible and private restrooms. The fire station currently houses 6 personnel per shift and houses Engine 1(3), Medic 1 (2) and Medic Trainee (1). This station personnel is anticipated to grow through the addition of a future ambulance or mobile integrated paramedic and a Battalion Chief. The staffing will increase to 12 personnel per shift.

Four options were evaluated. They include:

1. Renovation and expansion with 15,700 Total Square feet and all parking met. Purchase three adjacent properties.
2. Replace station with a new 15,700 SF station on the existing site with surface parking. Purchase three adjacent properties.
3. Replace station with a new 15,700 SF station on the existing site with a 12,810 SF subterranean parking garage. Purchase three adjacent properties.
4. Replace station with a new 15,700 SF Station on a new site that allows surface parking.
(Recommended)

The renovation or replacement on the existing site is not desirable at this location because it would require the removal of three apartment buildings. The recommended option for this location is to purchase a new property which is not deep into a residential neighborhood but in the general area.

The ROM Project Budget for the Recommended Option 4 is \$42-47M; not including the property purchased and escalation beyond 2024.



Fire House No. 1**Engine 1, Medic 1 and Community Medic/MIP or Ambulance, Future Battalion Chief****2442 Eighth Street****CONCEPTUAL SPACE NEEDS OUTLINE**

Fire House Company Make-up - Staffing Per shift	Current	Future
Engine 1 - Captain, Engineer, Firefighter/Paramedic	3	4
Medic 1 (Ambulance) - Medic, EMT	2	2
Community Medic (or MIP or Ambulance) - Medic, EMT	0	2
Future Battalion Chief	0	1
Medic Trainee	1	2
Ambulance - Reserve	0	0
TOTAL CURRENT AND PLANNED STAFFING:	6	11

No.	Type of Space	Space Attributes	Square Footage	
			Program	Size
SITE OPERATIONS				
	Firefighter Parking	22 firefighter parking spaces, secure and separate from public parking	4,800	10'x20' ea.
	Visitor Parking	One regular and one ADA adjacent to entrance, shared with other public parking areas.	600	10' x 20
	Apparatus Washing Area	Adjacent to hydrant for refill and testing; locate at rear of App. Bays; provide clarifier for run-off	0	rear apron
	Hose Maintenance Area	Use rear apron area for cleaning hose; roll wet and store on apparatus	0	rear apron
	Yard Hydrant	Located at rear yard	0	rear apron
	Generator Area	Located at rear yard	150	10'x15'
	Fueling Area	Above Grade Convault System - 1,500 GA	240	12' x 20'
	Trash Enclosure	Exterior access for service; space for dumpster and recycling bins, Covered	150	10'x15'
	Flagpole	Flagpole area with lighting	25	5'x5'
	Outdoor Patio or Deck	Outdoor uses; adjacent to Kitchen	200	10'x20'

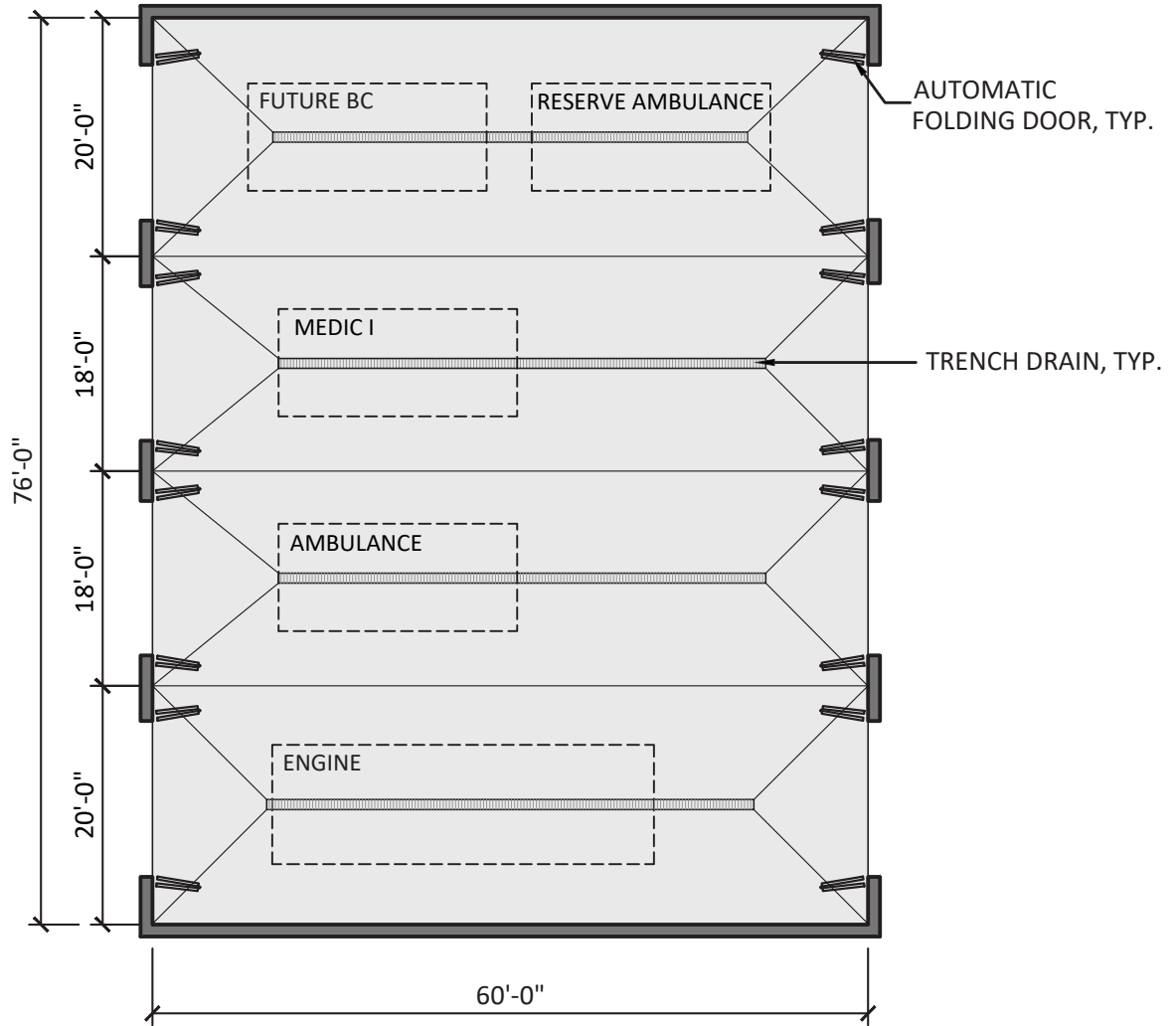
No.	Type of Space	Space Attributes	Square Footage	
			Program	Size
FIRE HOUSE - APP BAY/APP BAY SUPPORT				
1	Apparatus Bay (Four Drive through Bays)	Engine, Medic 1, Future Ambulance/ MIP and Future BC Vehicle; Future Front line apparatus. Reserve Ambulance Second Line Storage. Systems include tailpipe exhaust, power and air cord drops to each vehicle; electric heating system; night lighting; bi-folding auto-close doors; trench drains	4,560	(2) 20' x 60' (2) 18' x 60'
2	Medical Supply Closet	Heavy Duty Shelving; medical supplies off of apparatus bay.	24	3' x 8'
3	Clean Up	Clean-up sink, shelving, Alcove in bay.	18	3' x 6'
4	Equipment Storage	Yard equipment, bike storage (LEED Requirement), compressor	96	8' x 12'
5	Turnout Gear Room	Two lockers for each assigned personnel (11 Personnel per day x 3 = 33), 66 locker plus 6 reserve for 72 lockers total. Power at each locker, continuous exhaust fan, floor drain, heavy duty shelving; wildland gear bags. Dirty area in room with Extractor and Dryer, decon shower and hanging area. Part of response return path.	1,200	24' x 50'
6	Janitor Room	Service sink, mop rack; janitorial supplies;	48	6' x 8'
7	Work Shop Alcove	Work bench/shop area for vise, peg board, tool storage with large flat work surface, Misc. equipment storage , tool chest, Full height storage cabinet, shop sink and eyewash.	120	4' x 30'
8	Firefighter Restroom	Fire fighter toilet and sink, off of apparatus bay	64	8' x 8'
9	Fitness Room	Dedicated Fitness Room	624	26' x 24'
Fire House - App Bay/Support Subtotal			6,754	
No.	Type of Space	Space Attributes	Square Footage	
			Program	Size
FIRE HOUSE - FIREFIGHTER OFFICES				
10	Fire House Public Lobby	Lobby with seating; adjacent to the public restroom. Service window separation between Watch Office and lobby. Alcove in Lobby for Blood Pressure and other wellness checks.	180	12' x 15'
11	Fire House Public Restroom	One All Gender Restroom, accessible, off of Lobby	64	8'x8'
12	Watch Office	Workstations for 4-persons; provide space for lateral file cabinets (one cabinet per company) copy machine and office supply storage, book shelving; conference function	238	14' x 17'
13	Private Office (Engine Captain and Senior Medic)	Workstation for 2-persons; provide space for (2-six drawer) lateral file cabinets.	120	10' x 12'
14	Battalion Chiefs Office - Future	Workstation for 3-persons; provide space for lateral file cabinets, Meeting table for four	288	18' x 16'
Fire House - Firefighter Offices Subtotal			890	

No.	Type of Space	Space Attributes	Square Footage	
			Program	Size
FIRE HOUSE - FIREFIGHTER QUARTERS				
15	Kitchen	3-refrigerators; 3-shift pantries; 1-house pantry and refrigerator; 2-dishwashers; electric induction range/oven with hood; large microwave; large, 12" deep sink with disposer; prep sink at island; trash and recycling areas; coffer service area; open to Dining Area	378	18' x 21'
16	Dining Area	Seating for 12 persons; wall-mounted TV; open to kitchen; open to Day Room	252	12' x 21'
17	Day Room	Seating for 11 with recliner chairs; entertainment center and book shelving; Open to Dining, one work station along wall.	720	30' x 24'
18	Laundry Room	Service sink; countertop; janitorial supplies; mop rack, Washer/Dryer	140	10' x 14'
19	Firefighter/Intern Bedrooms	9-separate bedrooms each containing desk, chair, wall-mounted TV, 1 bed with lockers outside door.	689	8'-6" X 9' (9)
20	Firefighter Bathroom ADA	1 accessible restroom with shower, sink, toilet	81	9' x 9'
21	Firefighter Bathrooms	5 restrooms with shower, sink, toilet	256	8' x 8' (5)
22	Captain Bedroom, Bathroom and Work Area, Accessible	1-separate bedroom containing desk, chair, wall-mounted TV, 1 bed. Accessible in-suite bathroom.	250	10' x 16' 10' x 9' 10' x 5'
23	BC Bedroom, Bathroom and Work Area, Accessible	1-separate bedrooms each containing desk, chair, wall-mounted TV, 1 bed. One with accessible in-suite bathroom.	250	10' x 11' 9' x 10' 5'x10' (2)
Fire House - Firefighter Quarters Subtotal			3,016	

No.	Type of Space	Space Attributes	Square Footage	
			Program	Size
UTILITY SUPPORT/VERTICAL CIRCULATION				
24	Mechanical Room	HVAC equipment; hot water heater; fire sprinkler riser	108	9' x 12'
25	Electrical Room	Main service panel, fire alarm panel; sub panels	108	9' X 12'
26	Communications Room	Telephone service racks, alert response system hub, data server hub, radio equipment; security system	140	10' x 14'
27	Stairs	(2x) for each level. Two stairways from the second floor for exiting	576	18' x 8'
28	Fire House Elevator	Elevator and machine room	240	8' x 10' (3)
Utility Support/ Vertical Circulation Subtotal			1,172	

Engine 1, Medic 1, Community Medic, Future Battalion Chief, Reserve Ambulance: Summary		Program	
	Fire House - App Bay/Bay Support Subtotal	6,754	
	Fire House - Firefighter Offices Subtotal	890	
	Fire House - Firefighter Quarters Subtotal	3,016	
	Utility Support/Vertical Circulation Subtotal	1,172	
	BUILDING SUBTOTAL (SF)	11,832	
	Circulation at 30%	3,549	
Engine 1, Medic 1, Community Medic, Future BC, Reserve Ambulance: GRAND TOTAL (SF)		15,381	

FIRE HOUSE - APPARATUS BAY/APPARATUS BAY SUPPORT



1. APPARATUS BAY - 4 DRIVE-THROUGH BAYS (4,560 S.F.)

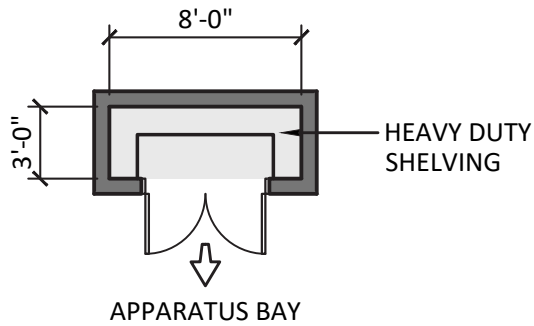
SCALE: 1/16"=1'-0"



CITY OF BERKELEY
FIRE HOUSE NO. 1
ENGINE I, MEDIC I AND COMMUNITY MEDIC OR
MIP OR AMBULANCE

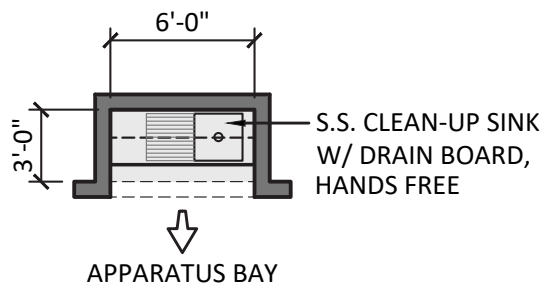


FIRE HOUSE - APPARATUS BAY/APPARATUS BAY SUPPORT



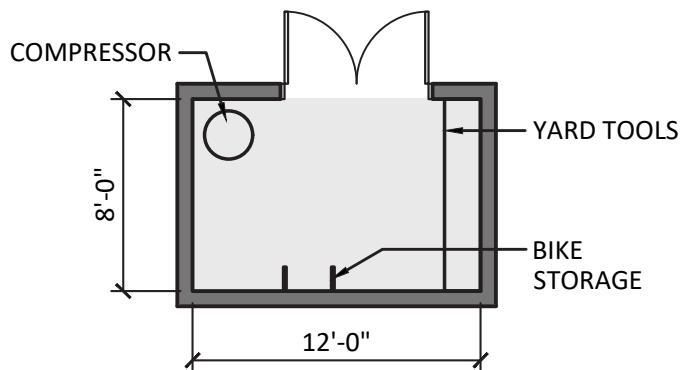
2. MEDICAL SUPPLY CLOSET (24 S.F.)

SCALE: 1/8"=1'-0"



3. CLEAN-UP (18 S.F.)

SCALE: 1/8"=1'-0"



4. EQUIPMENT STORAGE (96 S.F.)

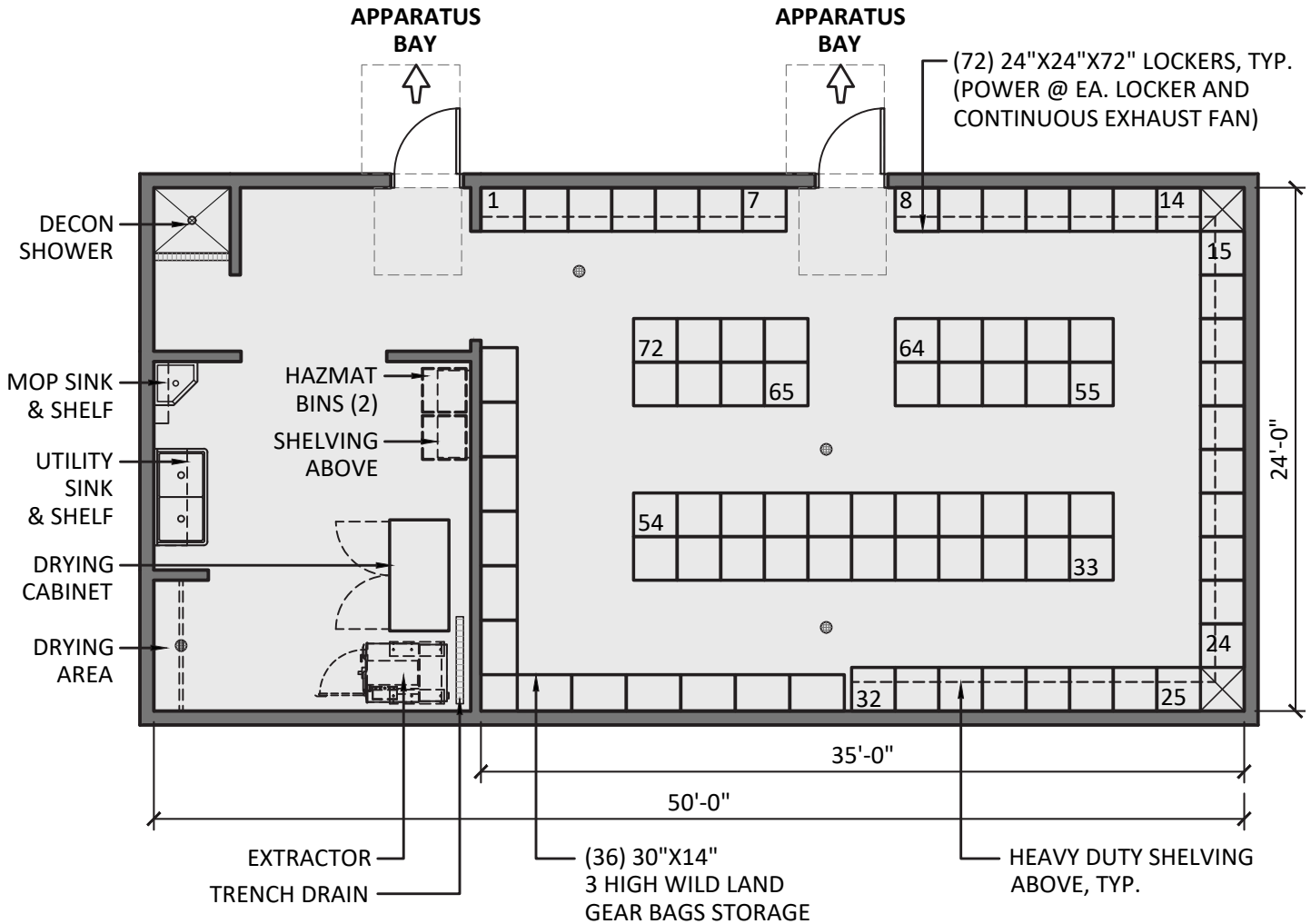
SCALE: 1/8"=1'-0"



CITY OF BERKELEY
FIRE HOUSE NO. 1
 ENGINE I, MEDIC I AND COMMUNITY MEDIC OR
 MIP OR AMBULANCE




FIRE HOUSE - APPARATUS BAY/APPARATUS BAY SUPPORT



5. TURNOUT GEAR ROOM (1,200 S.F.)

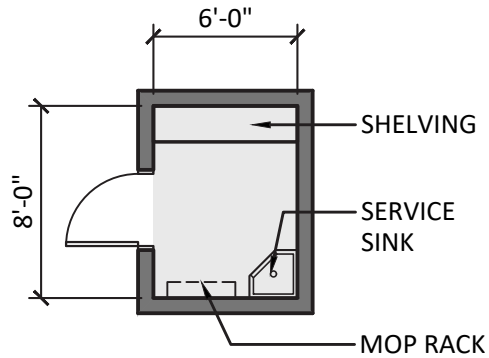
SCALE: 1/8"=1'-0"



CITY OF BERKELEY
FIRE HOUSE NO. 1
 ENGINE I, MEDIC I AND COMMUNITY MEDIC OR
 MIP OR AMBULANCE

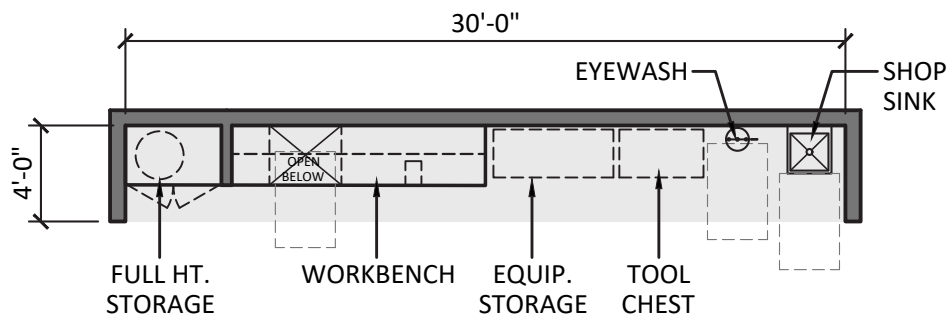


FIRE HOUSE - APPARATUS BAY/APPARATUS BAY SUPPORT



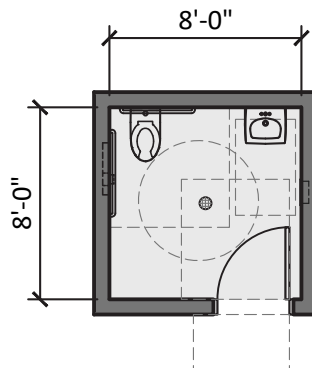
6. JANITOR ROOM (48 S.F.)

SCALE: 1/8"=1'-0"



7. WORKSHOP ALCOVE (120 S.F.)

SCALE: 1/8"=1'-0"

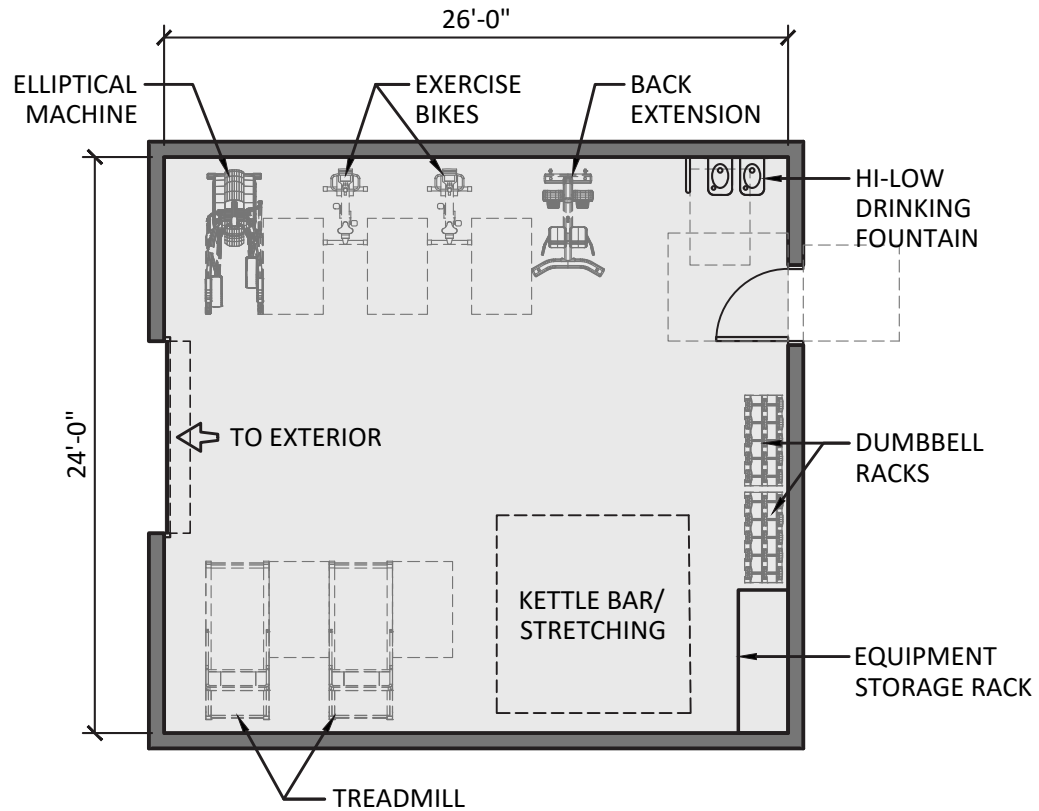


8. FIREFIGHTER RESTROOM (64 S.F.)

SCALE: 1/8"=1'-0"



FIRE HOUSE - APPARATUS BAY/APPARATUS BAY SUPPORT

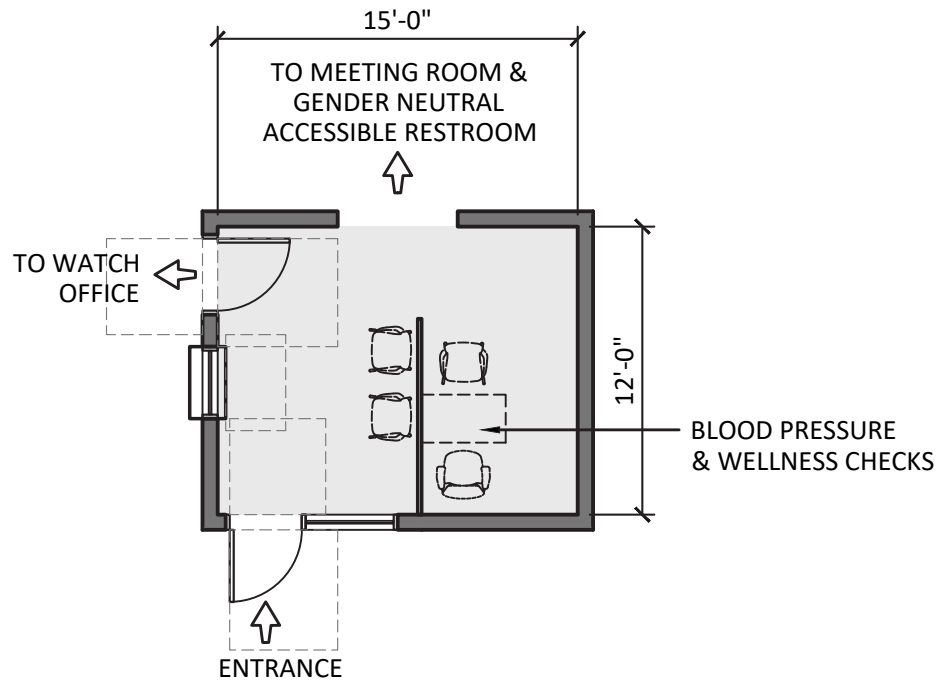


9. FITNESS ROOM (624 S.F.)

SCALE: 1/8"=1'-0"

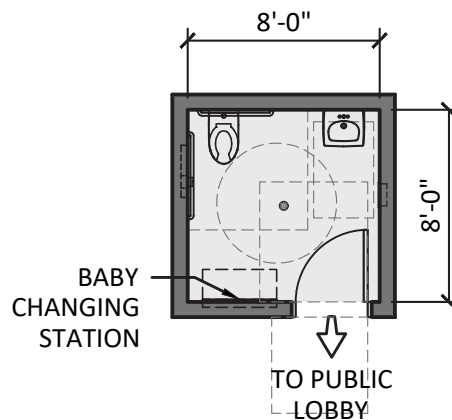


FIRE HOUSE - FIREFIGHTER OFFICES




10. FIRE HOUSE PUBLIC LOBBY (180 S.F.)

SCALE: 1/8"=1'-0"

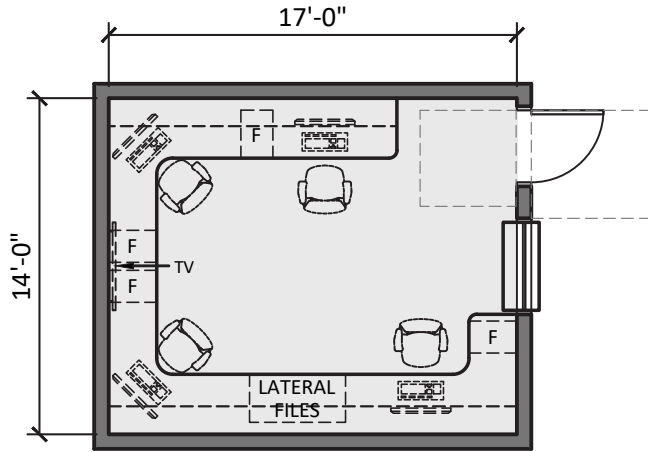


11. FIRE HOUSE PUBLIC RESTROOM (64 S.F.)

SCALE: 1/8"=1'-0"

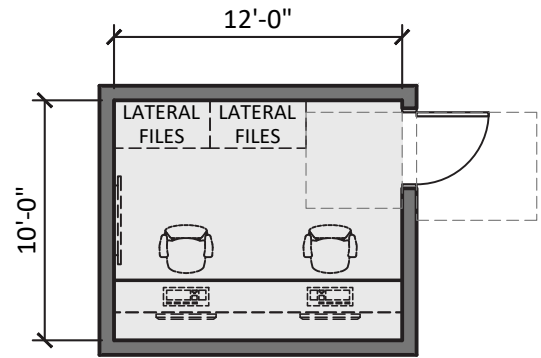


FIRE HOUSE - FIREFIGHTER OFFICES



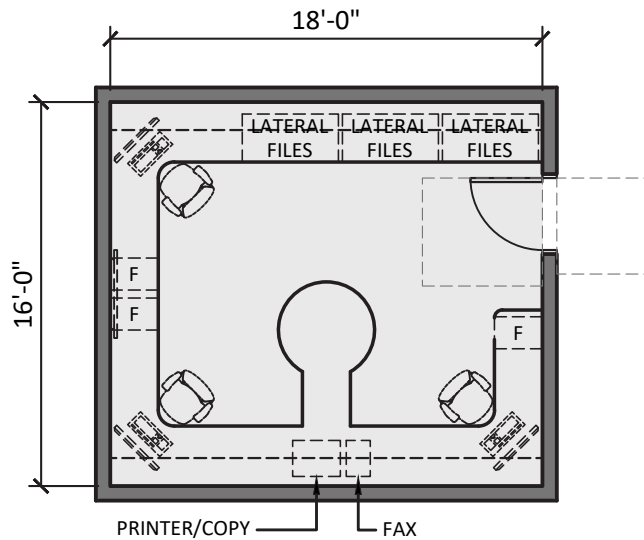
12. WATCH OFFICE (238 S.F.)

SCALE: 1/8"=1'-0"




13. CAPTAIN'S OFFICE (120 S.F.)

SCALE: 1/8"=1'-0"

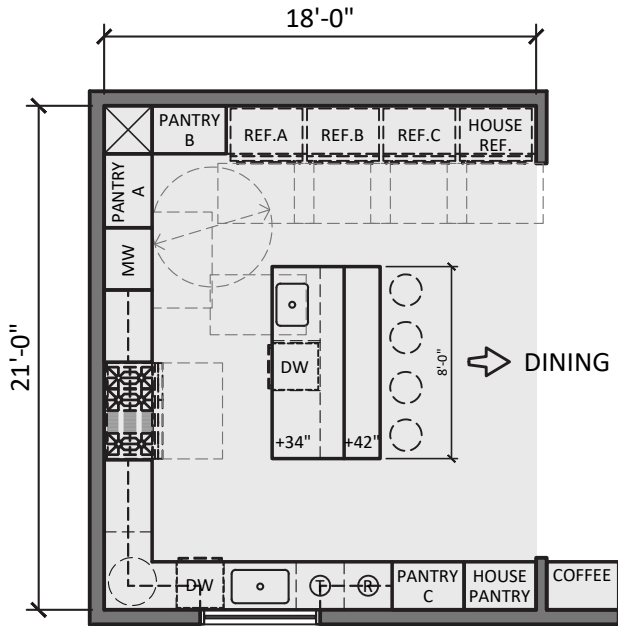


14. BATTALION CHIEF'S OFFICE-FUTURE (288 S.F.)

SCALE: 1/8"=1'-0"

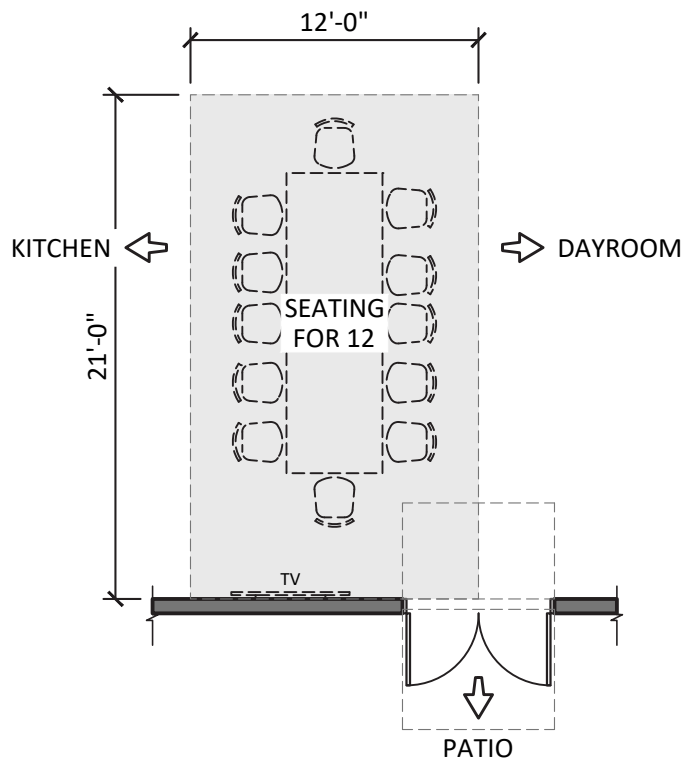


FIRE HOUSE - FIREFIGHTER QUARTERS




15. KITCHEN (378 S.F.)

SCALE: 1/8"=1'-0"

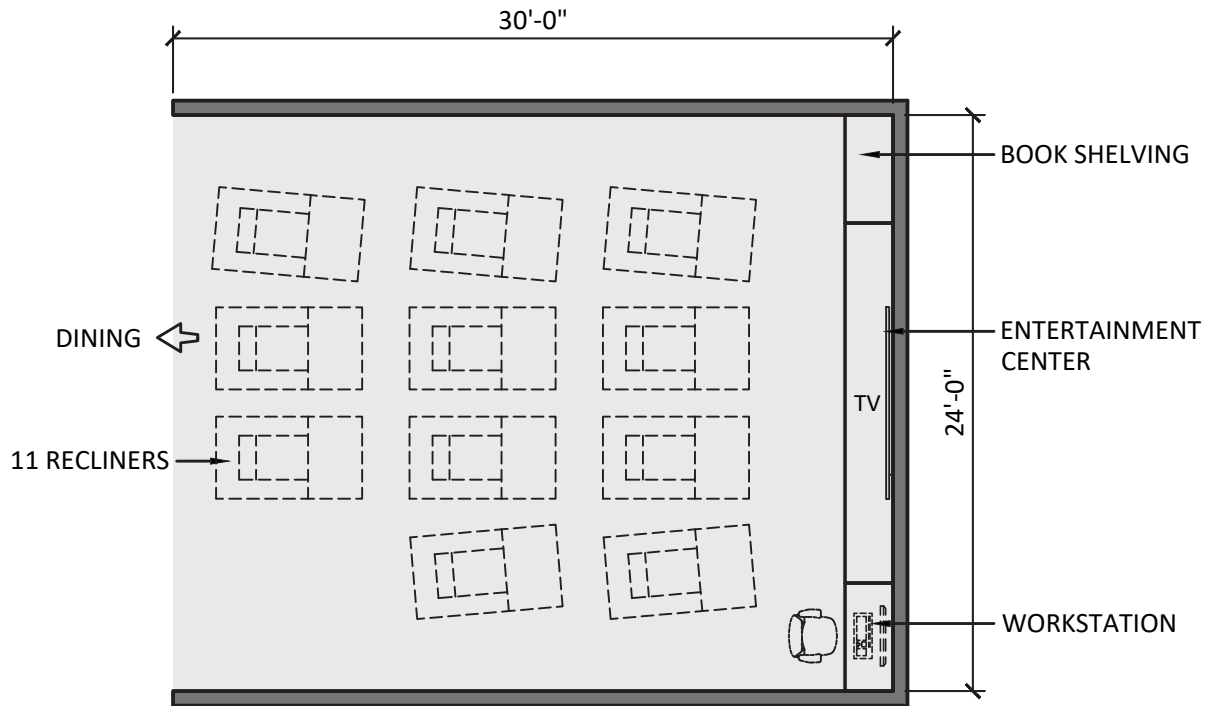


16. DINING AREA (252 S.F.)

SCALE: 1/8"=1'-0"

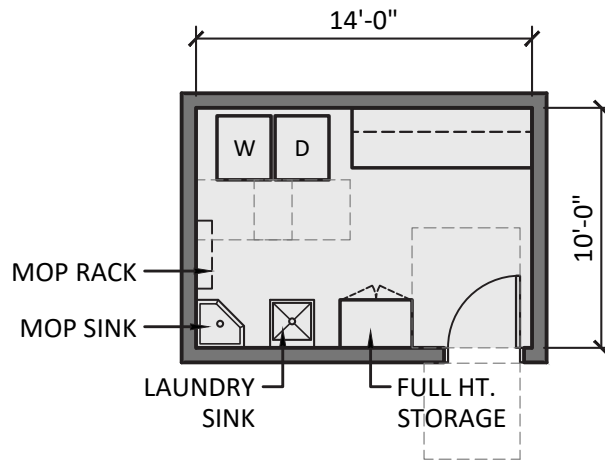


FIRE HOUSE - FIREFIGHTER QUARTERS




17. DAY ROOM (720 S.F.)

SCALE: 1/8"=1'-0"

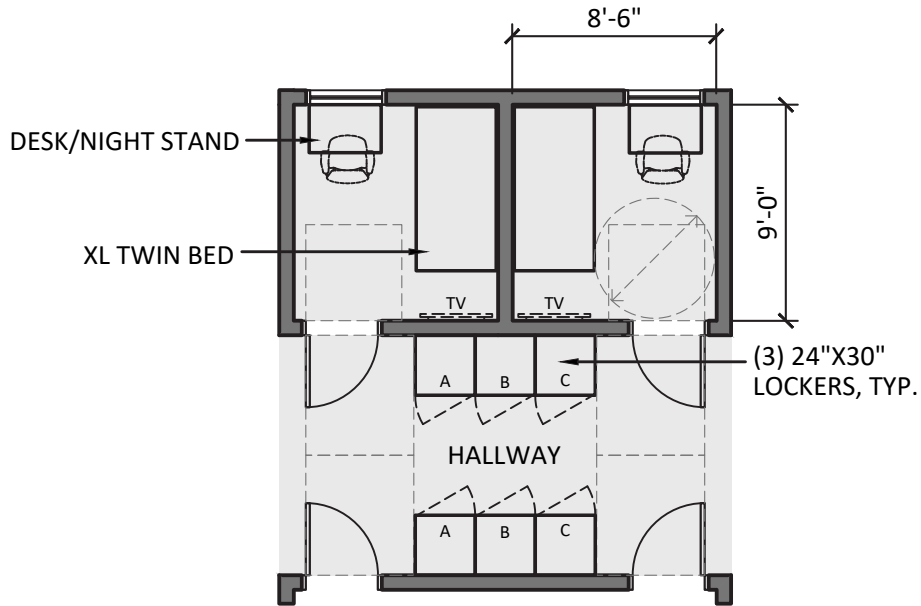


17. LAUNDRY ROOM (140 S.F.)

SCALE: 1/8"=1'-0"

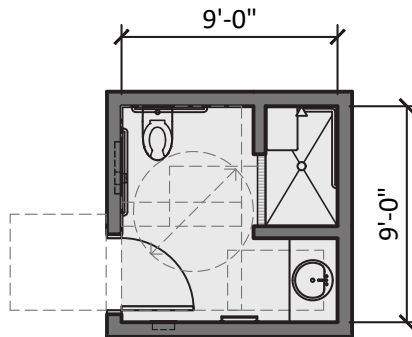


FIRE HOUSE - FIREFIGHTER QUARTERS




19. FIREFIGHTER/INTERN BEDROOMS - 9 (689 S.F.)

SCALE: 1/8"=1'-0"

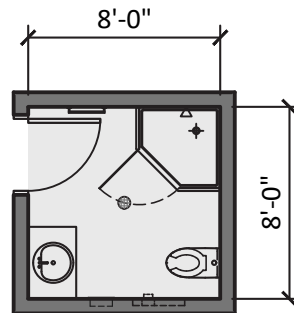


20. FIREFIGHTER BATHROOM - ADA (81 S.F.)

SCALE: 1/8"=1'-0"

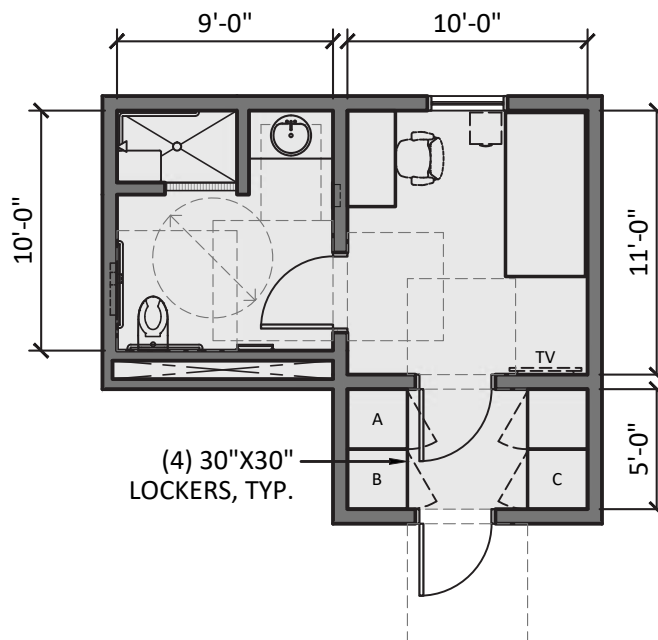


FIRE HOUSE - FIREFIGHTER QUARTERS



21. FIREFIGHTER BATHROOM - 5 (256 S.F.)

SCALE: 1/8"=1'-0"



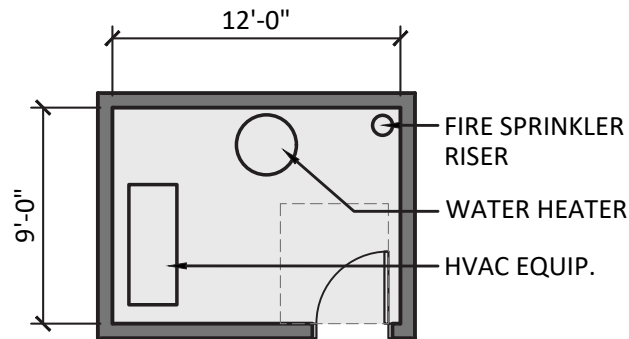
22. CAPTAIN BEDROOM, BATHROOM AND WORK AREA, ACCESSIBLE (250 S.F.)

23. BC BEDROOM, BATHROOM AND WORK AREA, ACCESSIBLE (250 S.F.)

SCALE: 1/8"=1'-0"

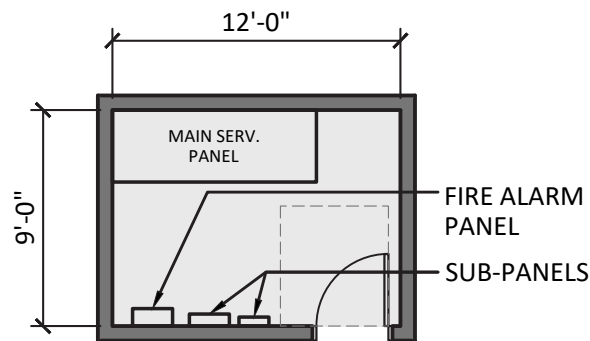


FIRE HOUSE - UTILITY SUPPORT/VERTICAL CIRCULATION



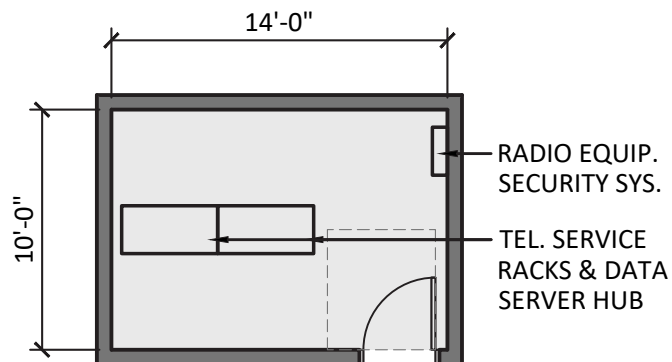
24. MECHANICAL ROOM (108 S.F.)

SCALE: 1/8"=1'-0"



25. ELECTRICAL ROOM (108 S.F.)

SCALE: 1/8"=1'-0"



26. COMMUNICATIONS ROOM (140 S.F.)

SCALE: 1/8"=1'-0"





FIRE STATION NO. 1

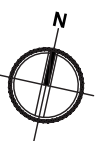
(E) LOT AREA:	10,125 S.F.
3 ADDITIONAL TOTAL LOT AREA:	14,035 S.F.
(E) BUILDING TOTAL AREA:	7,474 S.F.
(N) TOTAL BLDG. AREA:	16,333 S.F.

LEGEND:

- EXISTING BUILDING AREA
- ADDED BUILDING AREA
- RENOVATION AREA

SITE PLAN DIAGRAM

SCALE: 1/32" = 1'-0"



CITY OF BERKELEY
FIRE SERVICE MASTER PLAN
SITE STUDIES

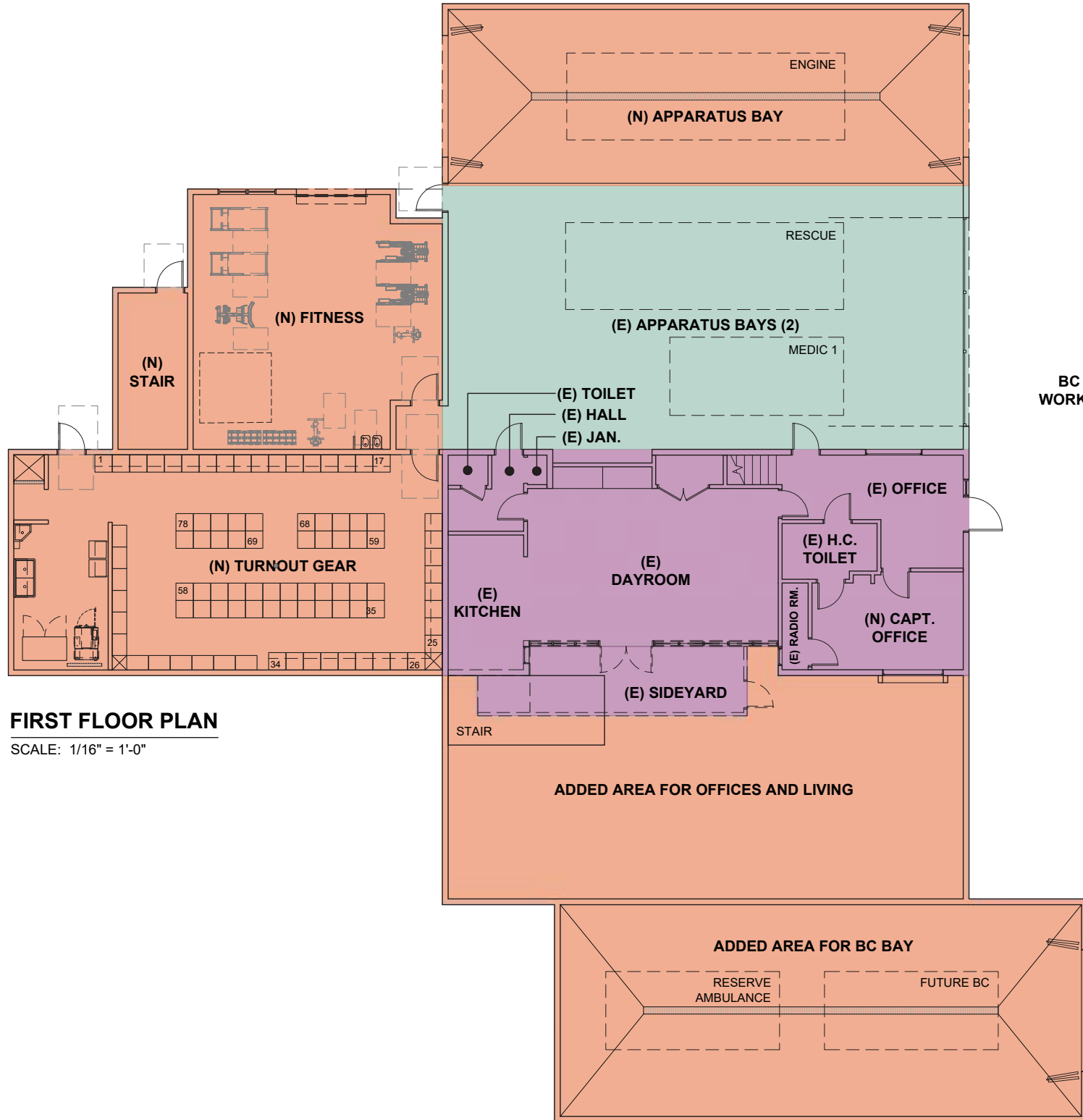
TITLE:

FIRE STATION NO. 1 - SITE PLAN (OPTION 1 - BLDG. RENOVATION & ADDITIONAL AREA)
 2442 EIGHTH STREET, BERKELEY, CA 94710

03.17.2023

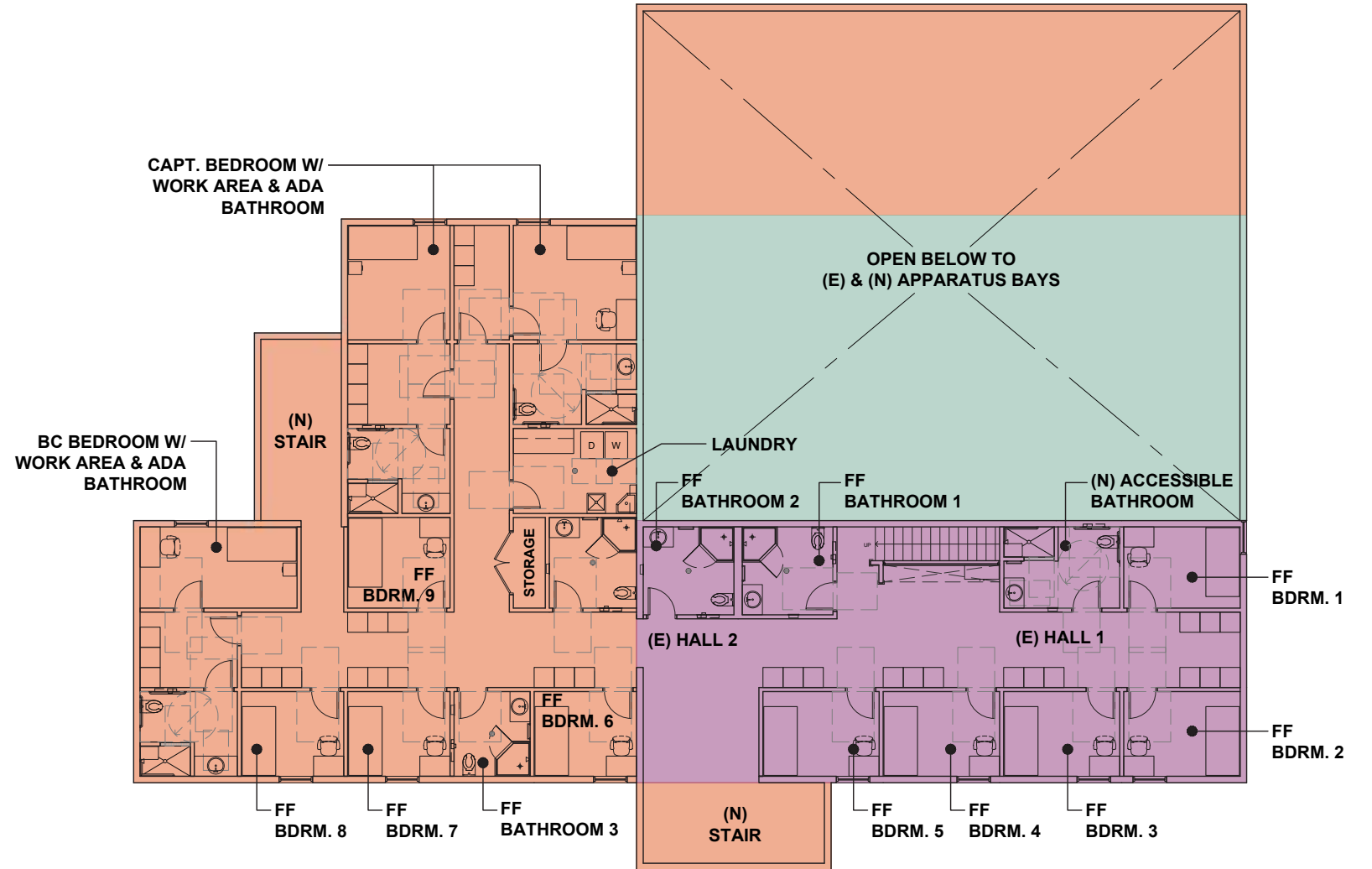
SIEGEL & STRAIN Architects
 6201 DOYLE STREET, SUITE B,
 EMERYVILLE, CA 94608
 phone: 510.547.8092 | www.siegelstrain.com

MARY MCGRATH ARCHITECTS
 610 16th STREET, SUITE 219, OAKLAND, CA 94612
 phone: 510.208.9400
 www.marymcgratharchitects.com



FIRST FLOOR PLAN

SCALE: 1/16" = 1'-0"



SECOND FLOOR PLAN

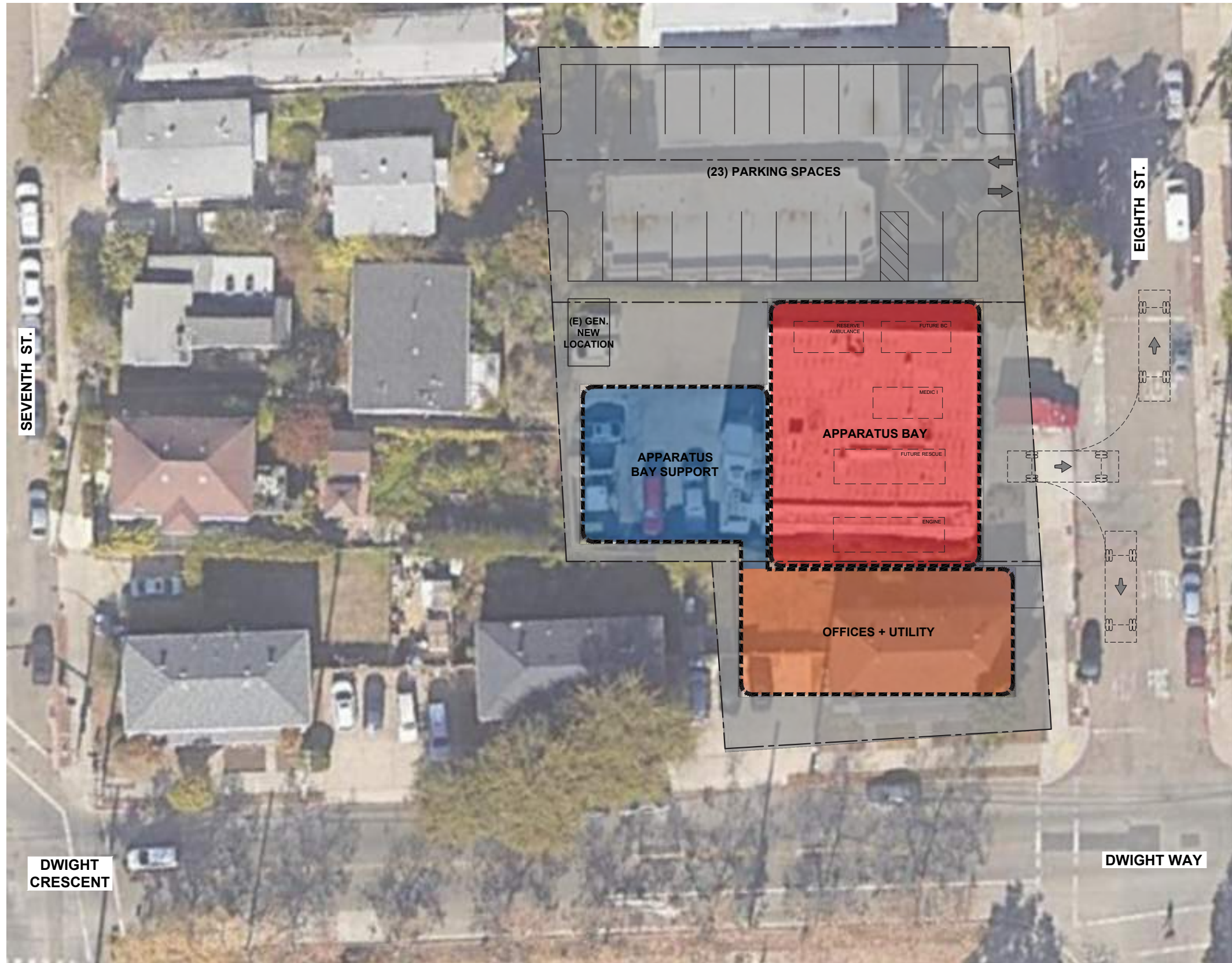
SCALE: 1/16" = 1'-0"

FIRE STATION NO. 1

(E) BUILDING TOTAL AREA: 7,474 S.F.
 PROPOSED ADDED TOTAL BLDG. AREA: 16,313 S.F.

LEGEND:

- EXISTING BUILDING AREA
- ADDED BUILDING AREA
- RENOVATION AREA



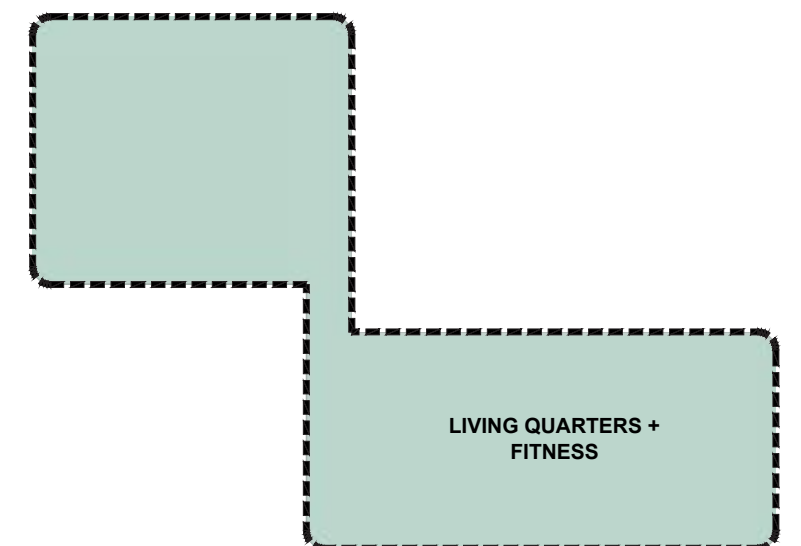
SITE/FIRST FLOOR DIAGRAM

SCALE: 1/32" = 1'-0"

FIRE STATION NO. 1

2 STORY BUILDING

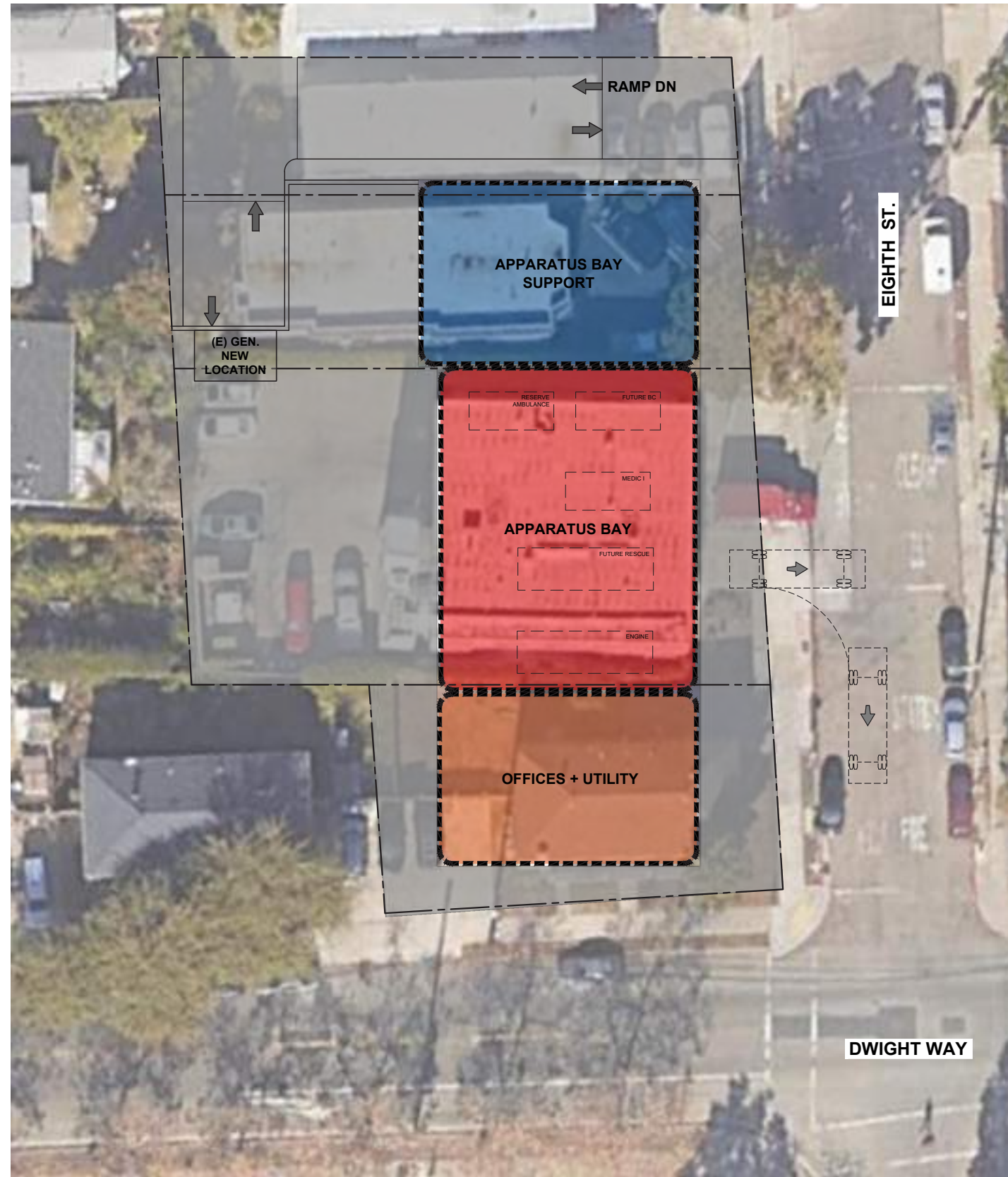
1ST FLOOR BUILDING AREA: 9,786 S.F.
 2ND FLOOR BUILDING AREA: 5,920 S.F.
 TOTAL BUILDING AREA: 15,706 S.F.




SECOND FLOOR DIAGRAM

SCALE: 1/32" = 1'-0"

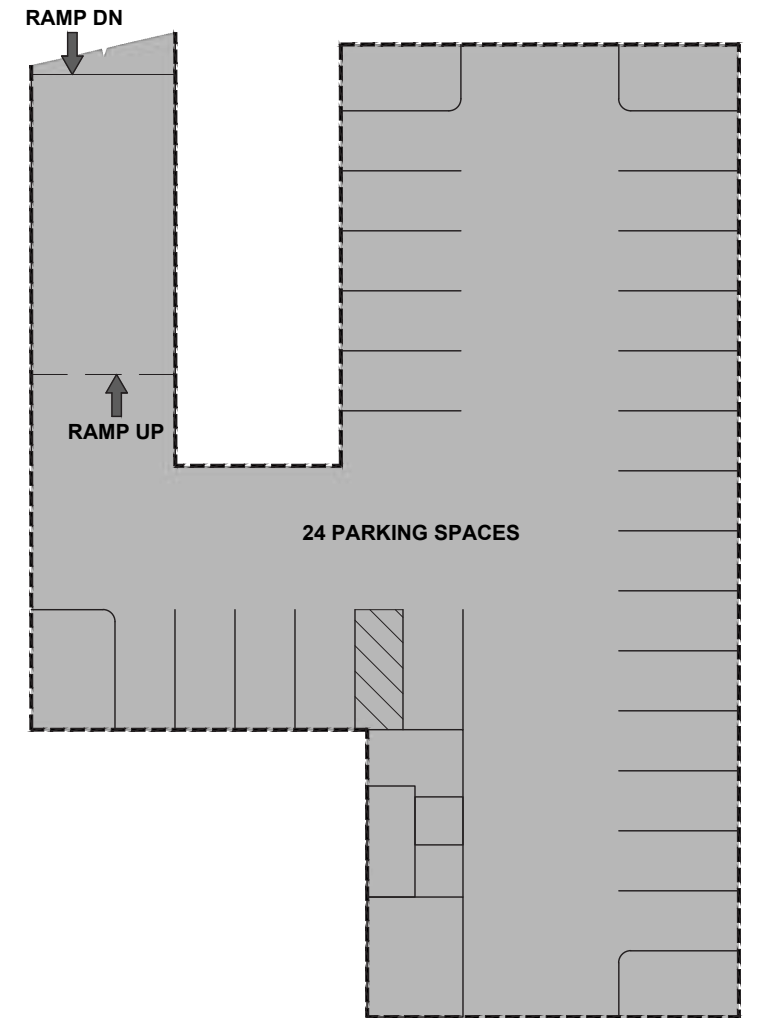




FIRE STATION NO. 1
 2 STORY BUILDING + BASEMENT PARKING
 BASEMENT PARKING AREA: 12,810 S.F.
 1ST FLOOR BUILDING AREA: 9,461 S.F.
 2ND FLOOR BUILDING AREA: 5,920 S.F.
 TOTAL BUILDING AREA: 28,516 S.F.



SECOND FLOOR DIAGRAM
 SCALE: 1/32" = 1'-0"



BASEMENT FLOOR DIAGRAM
 SCALE: 1/32" = 1'-0"

SITE/FIRST FLOOR DIAGRAM
 SCALE: 1/32" = 1'-0"



FIRE STATION NO. 1

NEW LOCATION - 15,700 S.F. - 2 STORY BUILDING & PARKING
PURCHASE NEW PROPERTY AND REPLACE STATION



CITY OF BERKELEY
FIRE SERVICE MASTER PLAN
SITE STUDIES

TITLE:

FIRE STATION NO. 1 - SITE PLAN (OPTION 4 - NEW LOCATION RECOMMENDED)
2442 EIGHTH STREET, BERKELEY, CA 94710

03.17.2023

SIEGEL & STRAIN Architects
6201 DOYLE STREET, SUITE B,
EMERYVILLE, CA 94608
phone: 510.547.8092 | www.siegelstrain.com

MARY McGRATH ARCHITECTS
610 16th STREET, SUITE 219, OAKLAND, CA 94612
phone: 510.208.9400
www.marymcgratharchitects.com



FIRE STATION 2



CITY OF BERKELEY

FIRE HOUSE NO. 2

2029 BERKELEY WAY, BERKELEY, CA 94704

DRAFT
MAY 08, 2023

PROJECT DESCRIPTION

Fire House No. 2 was expanded to 13,598 SF when it was seismically upgraded in 1995. In this expansion the living quarters were modified to provide space for 8 on-duty personnel per shift and a fifth bay was added. The fire station currently houses 11 personnel per shift and Truck 2 (3), Engine 2 (3), Medic 2 (2), Medic Supervisor (1), Battalion Chief (1) and Medic Trainee (1). The staffing will increase to 13 personnel per shift. The firehouse also houses a Type VI wildland unit and the department's Hazardous Material unit, a reserve truck, reserve engine as well as an utility truck. Several of the units can not be housed in the apparatus bays.

Three options were evaluated. They include:

1. Renovation and expansion of the existing station with a 3rd story to provide 21,000 SF of space. Parking requirements are not met with this solution.
2. Replace station on existing site with one level of roof top parking. Parking requirements are not met.
3. Replace station on existing site with 3 story, 21,000 SF station and two levels of rooftop parking. Parking requirements are met with this solution.

The recommended option for this location is Option 3. All program criteria are met.

The ROM Project Budget for the Recommended Option 3 is \$51-56M; not including escalation beyond 2024.



Fire House No. 2 - Battalion Station
Engine 2, Truck 2, Medic 2, Battalion Chief, EMS Chief
2029 Berkeley Way

CONCEPTUAL SPACE NEEDS OUTLINE

Fire House Company Make-up - Staffing Per shift	Current	Future
Truck 2 - Captain , Engineer, Firefighter/Paramedic	3	4
Engine 2 - Captain, Engineer, Firefighter/Paramedic	3	4
Medic 2 - Medic, EMT	2	2
Battalion Chief - 1	1	1
EMS Chief -1	1	1
Medic Trainee	1	1
Type VI 4X4 - Cross Staffed	0	0
Hazardous Materials Unit - Cross Staffed (May be relocated)	0	0
Truck - Reserve	0	0
Reserve Ambulance	0	0
TOTAL CURRENT AND PLANNED STAFFING:	11	13

No.	Type of Space	Space Attributes	Square Footage	
			Program	Size
SITE OPERATIONS				
	Firefighter Parking	26 firefighter parking spaces, secure and separate from public parking	5,200	10'x20' ea.
	Visitor Parking	One regular and one ADA adjacent to entrance, shared with other public parking areas.	200	10' x 20
	Apparatus Washing Area	Adjacent to hydrant for refill and testing; locate at rear of App. Bays; provide clarifier for run-off	0	rear apron
	Hose Maintenance Area	Use rear apron area for cleaning hose; roll wet and store on apparatus	0	rear apron
	Yard Hydrant	Located at rear yard	0	rear apron
	Generator Area	Located at rear yard	150	10'x15'
	Fueling Area	Above Grade Convault System - 1,500 GA	240	12' x 20'
	Trash Enclosure	Exterior access for service; space for dumpster and recycling bins, Covered	150	10'x15'
	Flagpole	Flagpole area with lighting	25	5'x5'
	Outdoor Patio or Deck	Outdoor uses; adjacent to Kitchen	200	10'x20'

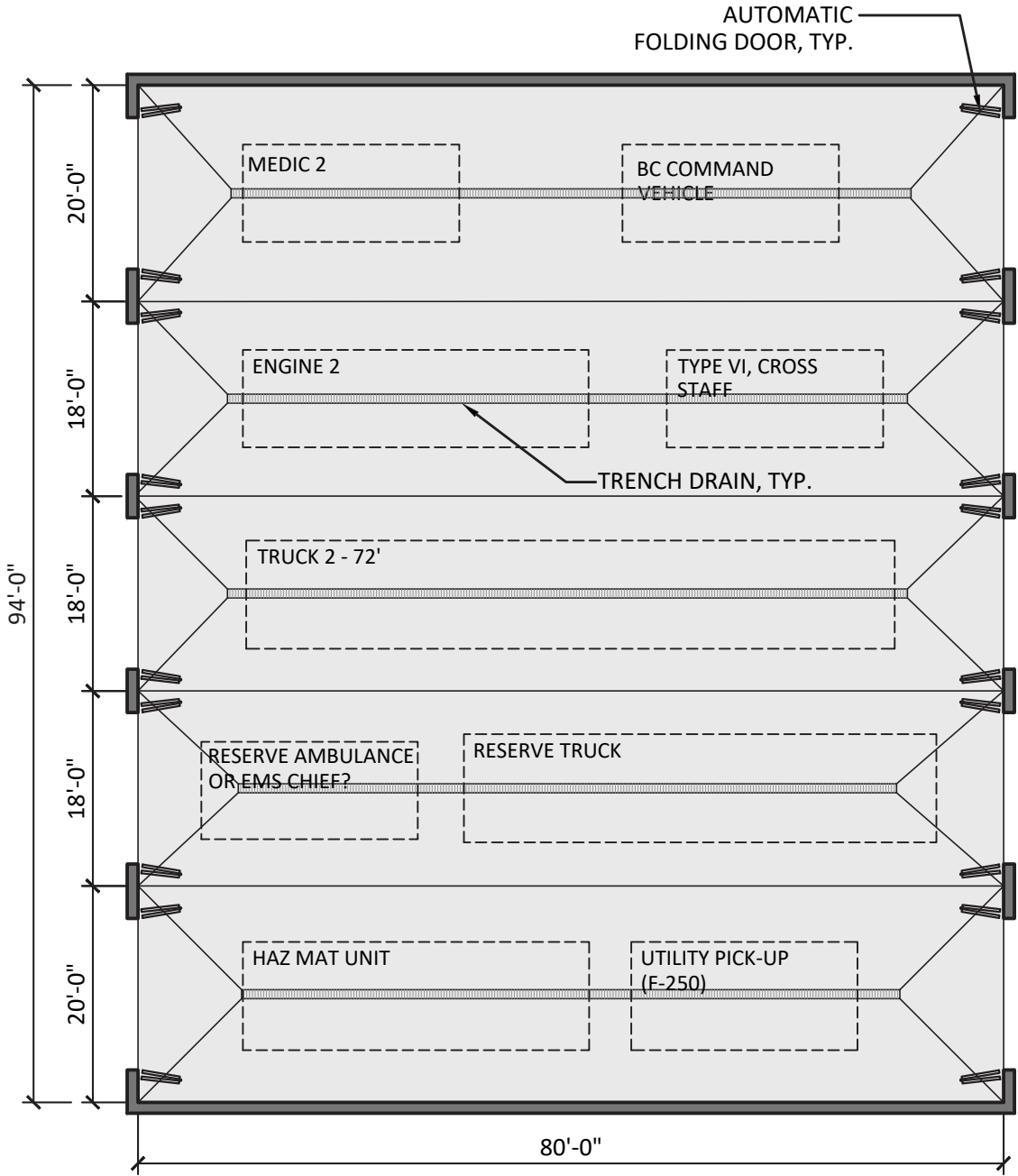
No.	Type of Space	Space Attributes	Square Footage	
			Program	Size
FIRE HOUSE - APP BAY/APP BAY SUPPORT				
1	Apparatus Bay (Two Truck drive through bay, five double bays)	Truck 2, Engine 2, Medic 2, BC Unit - Front line apparatus. , EMS Chief Unit, Haz Mat, Type VI Engine, Reserve truck, reserve ambulance, F-250 Utility Truck. Systems include tailpipe exhaust, power and air cord drops to each vehicle; electric heating system; night lighting; bi-folding auto-close doors; trench drains	7,520	(2) 20'x 80' (3) 18' x 80'
2	Medical Supply Closet	Heavy Duty Shelving; medical supplies off of apparatus bay.	24	3' x 8'
3	Clean Up	Clean-up sink, shelving, Alcove in bay.	18	3' x 6'
4	Equipment Storage	Yard equipment, bike storage (LEED Requirement), compressor	96	8' x 12'
5	Turnout Gear Room	Two lockers for each assigned personnel (13 Personnel per day x 3 = 39); Four unassigned for 82 total lockers. Power at each locker, continuous exhaust fan, floor drain, heavy duty shelving; wildland gear bags. Dirty area in room with Extractor and Dryer, decon shower and hanging area. Part of response return path.	1,200	50' x 24'
6	Janitor Room	Service sink, mop rack; janitorial supplies;	48	6' x 8'
7	Work Shop Alcove	Work bench/shop area for vise, peg board, tool storage with large flat work surface, Misc. equipment storage , tool chest, Full height storage cabinet, shop sink and eyewash.	120	4' x 30'
8	Firefighter Restroom	Fire fighter toilet and sink, off of apparatus bay	64	8'x8'
9	SCBA Air Fill	Four station air fill unit with cascade system, work bench and SCBA tank storage	160	10' x 16'
10	Oxygen Cascade System and storage	Four Unit Oxygen cascade fill station with medical supply storage, work bench and oxygen tank storage. Explosion Proof room.	80	8' x 10'
11	Fitness Room	Dedicated Fitness Room	624	26' x 24'
Fire House - App Bay/Support Subtotal			9,954	

No.	Type of Space	Space Attributes	Square Footage	
			Program	Size
FIRE HOUSE - FIREFIGHTER OFFICES				
12	Fire House Public Lobby	Lobby with seating; adjacent to the public restroom. Service window separation between Watch Office and lobby. Alcove in Lobby for Blood Pressure and other wellness checks.	180	12' x 15'
13	Fire House Public Restroom	One All Gender Restroom, accessible, off of Lobby	64	8'x8'
14	Watch Office	Workstations for 4-persons; provide space for lateral file cabinets (one cabinet per company) copy machine and office supply storage, book shelving; conference function	238	14' x 17'
15	Captains Office (Truck Captain and Engine Captain)	Workstation for 2-persons; provide space for (6) lateral file cabinets.	120	10' x 12'
16	Battalion Chiefs Office	Workstation for 3-persons; provide space for lateral file cabinets, Meeting table for four	288	18' x 16'
17	EMS Chief Office	Workstation for 3-persons; provide space for lateral file cabinets, Meeting table for four	288	18' x 16'
Fire House - Firefighter Offices Subtotal			1,178	
No.	Type of Space	Space Attributes	Square Footage	
			Program	Size
FIRE HOUSE - FIREFIGHTER QUARTERS				
18	Kitchen	3-refrigerators; 3-shift pantries; 1-house pantry and refrigerator; 2-dishwasher; electric induction range/oven with hood; large microwave; large, 12" deep sink with disposer; prep sink at island; trash and recycling areas; coffee service area; open to Dining Area.	378	18' x 21'
19	Dining Area	Seating for 14 persons; wall-mounted TV; open to kitchen; open to Day Room	252	12' x 21'
20	Day Room	Seating for 14 with recliner chairs; entertainment center and book shelving; Open to Dining, one work station along wall.	720	24' x 30'
21	Laundry Room	Service sink; countertop; janitorial supplies; mop rack, Washer/Dryer	140	10' x 14'
22	Firefighter Bedroom	9-separate bedrooms each containing desk, chair, wall-mounted TV, 1 bed with lockers outside door.	689	8'-6" x 9' (9)
23	Firefighter Bathroom ADA	1 accessible restroom with shower, sink, toilet	81	9' x 9'
24	Firefighter Bathrooms	4 restrooms with shower, sink, toilet	256	8' x 8' (4)
25	Captain Bedroom, Bathroom and Work Area, Accessible	2-separate bedrooms each containing desk, chair, wall-mounted TV, 1 bed. One with accessible in-suite bathroom.	500	10' x 11' 9' x 10' 5'x10' (2)
26	BC Bedroom, Bathroom and Work Area, Accessible	1-separate bedrooms each containing desk, chair, wall-mounted TV, 1 bed. One with accessible in-suite bathroom.	250	10' x 11' 9' x 10' 5'x10' (2)
27	EMS Chief Bedroom, Bathroom and Work Area, Accessible	1-separate bedrooms each containing desk, chair, wall-mounted TV, 1 bed. One with accessible in-suite bathroom.	250	10' x 11' 9' x 10' 5'x10' (2)
Fire House - Firefighter Quarters Subtotal			3,516	

No.	Type of Space	Space Attributes	Square Footage	
			Program	Size
UTILITY SUPPORT/VERTICAL CIRCULATION				
28	Mechanical Room	HVAC equipment; hot water heater; fire sprinkler riser	108	9' x 12'
29	Electrical Room	Main service panel, fire alarm panel; sub panels	108	9' X 12'
30	Communications Room	Telephone service racks, alert response system hub, data server hub, radio equipment; security system	170	10' x 17'
31	Stairs	(3x) for each level. Three stairways from the second floor for exiting	864	18' x 8'
32	Fire House Elevator	Elevator and machine room	240	8' x 10' (3)
Utility Support/ Vertical Circulation Subtotal			1,490	


Engine 2, Truck 2, Medic 2, Battalion Chief, EMS Chief: Summary		Program	
	Fire House - App Bay/Bay Support Subtotal	9,954	
	Fire House - Firefighter Offices Subtotal	1,178	
	Fire House - Firefighter Quarters Subtotal	3,516	
	Utility Support/Vertical Circulation Subtotal	1,490	
	BUILDING SUBTOTAL (SF)	16,138	
	Circulation at 30%	4,841	
Engine 2, Truck 2, Medic 2, Battalion Chief, EMS Chief: GRAND TOTAL (SF)		20,979	

FIRE HOUSE - APPARATUS BAY/APPARATUS BAY SUPPORT




1. APPARATUS BAY - 5 DRIVE-THROUGH BAYS (7,520 S.F.)

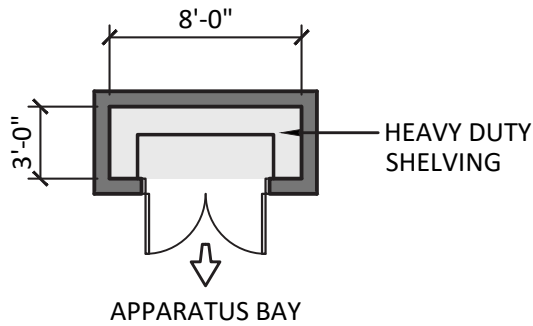
SCALE: 1/16"=1'-0"



CITY OF BERKELEY
FIRE HOUSE NO. 2
 ENGINE II, TRUCK II, MEDIC II, BATTALION CHIEF, EMS CHIEF

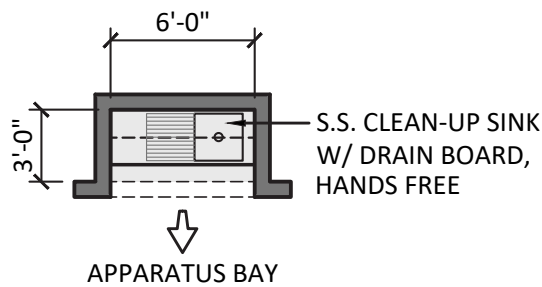


FIRE HOUSE - APPARATUS BAY/APPARATUS BAY SUPPORT



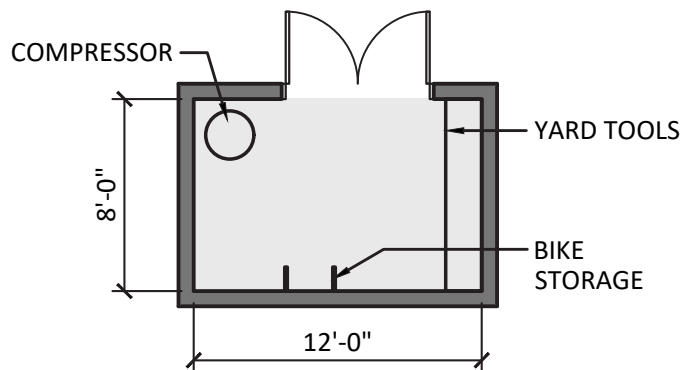
2. MEDICAL SUPPLY CLOSET (24 S.F.)

SCALE: 1/8"=1'-0"



3. CLEAN-UP (18 S.F.)

SCALE: 1/8"=1'-0"

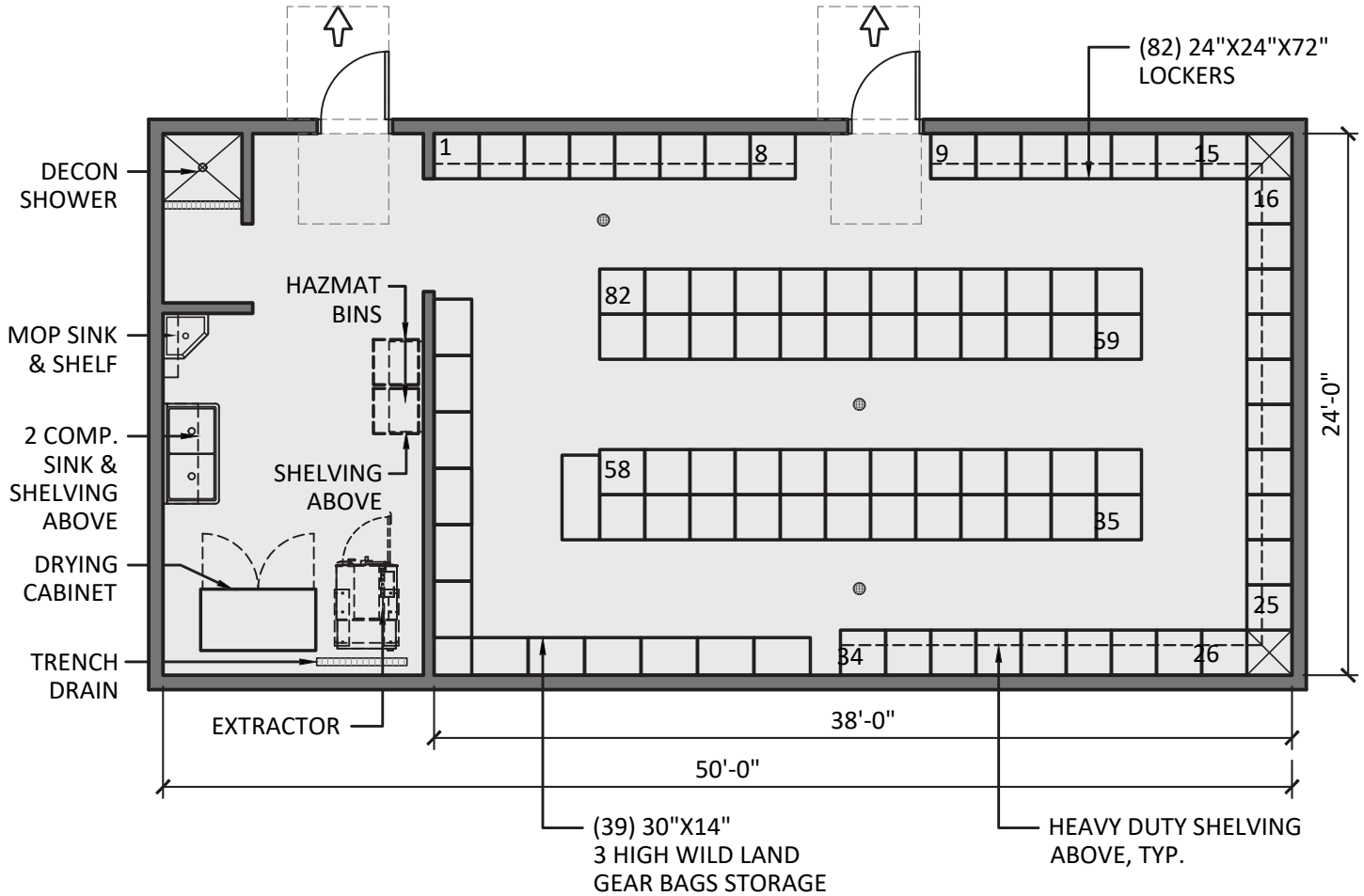


4. EQUIPMENT STORAGE (96 S.F.)

SCALE: 1/8"=1'-0"




FIRE HOUSE - APPARATUS BAY/APPARATUS BAY SUPPORT



5. TURNOUT GEAR ROOM (1,200 S.F.)

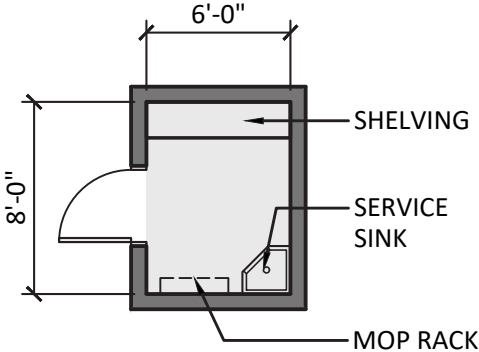
SCALE: 1/8"=1'-0"



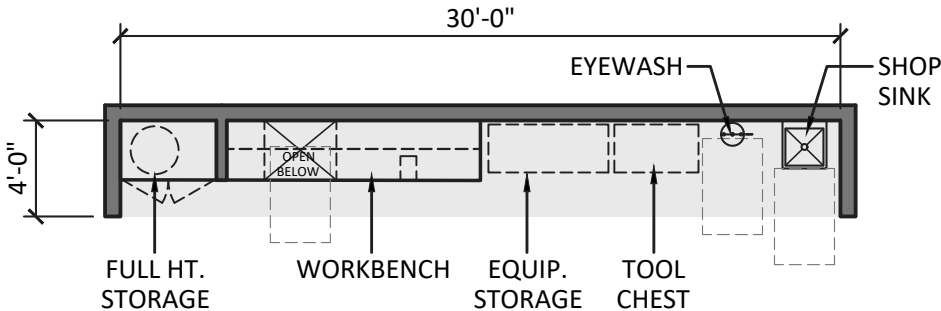
CITY OF BERKELEY
FIRE HOUSE NO. 2
ENGINE II, TRUCK II, MEDIC II, BATTALION CHIEF, EMS CHIEF



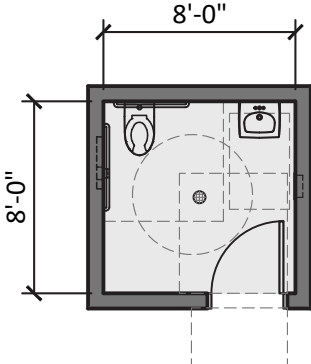
FIRE HOUSE - APPARATUS BAY/APPARATUS BAY SUPPORT





6. JANITOR ROOM (48 S.F.)
 SCALE: 1/8"=1'-0"



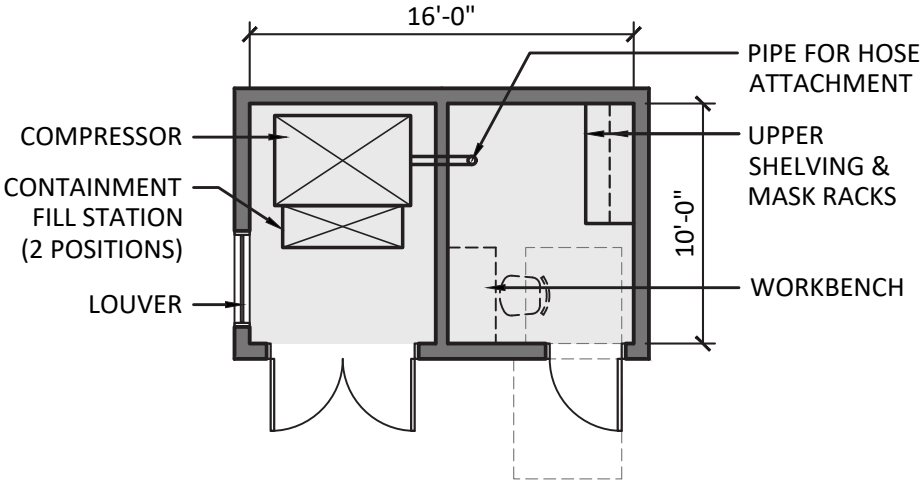
7. WORKSHOP ALCOVE (120 S.F.)
 SCALE: 1/8"=1'-0"



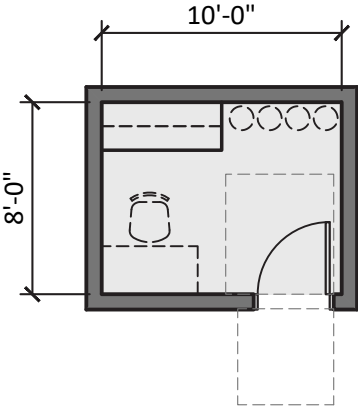
8. FIREFIGHTER RESTROOM (64 S.F.)
 SCALE: 1/8"=1'-0"





FIRE HOUSE - APPARATUS BAY/APPARATUS BAY SUPPORT



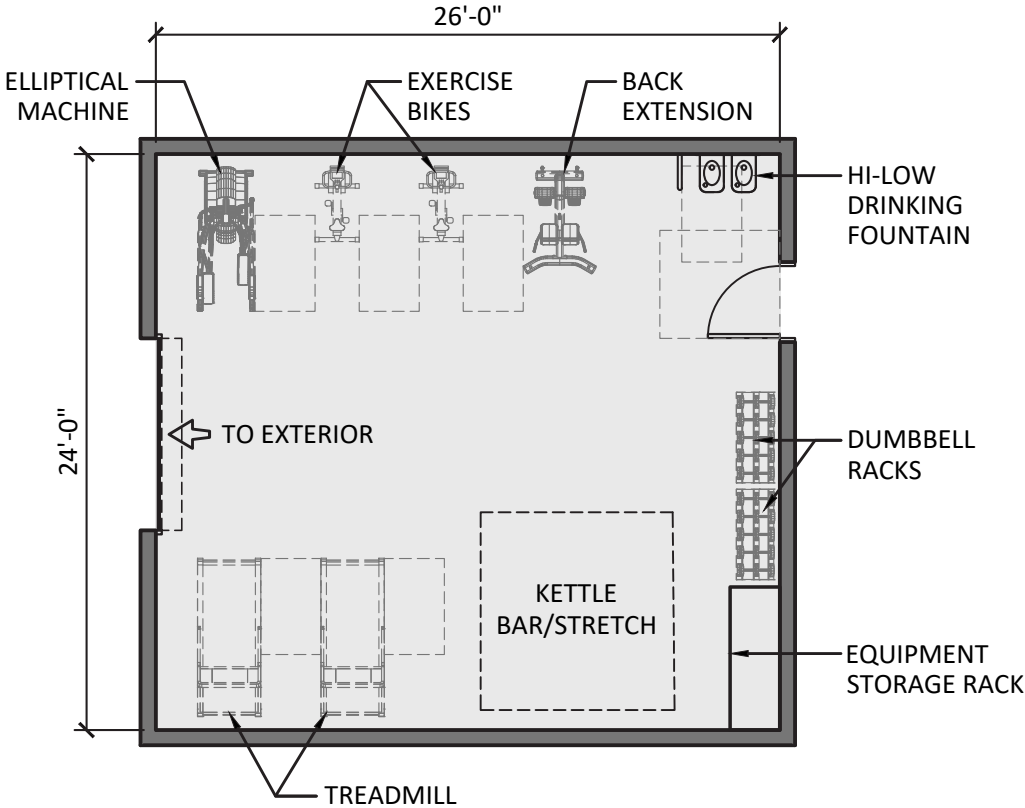
9. SCBA AIR FILL (160 S.F.)
SCALE: 1/8"=1'-0"



10. OXYGEN CASCADE SYSTEM AND STORAGE (80 S.F.)
SCALE: 1/8"=1'-0"



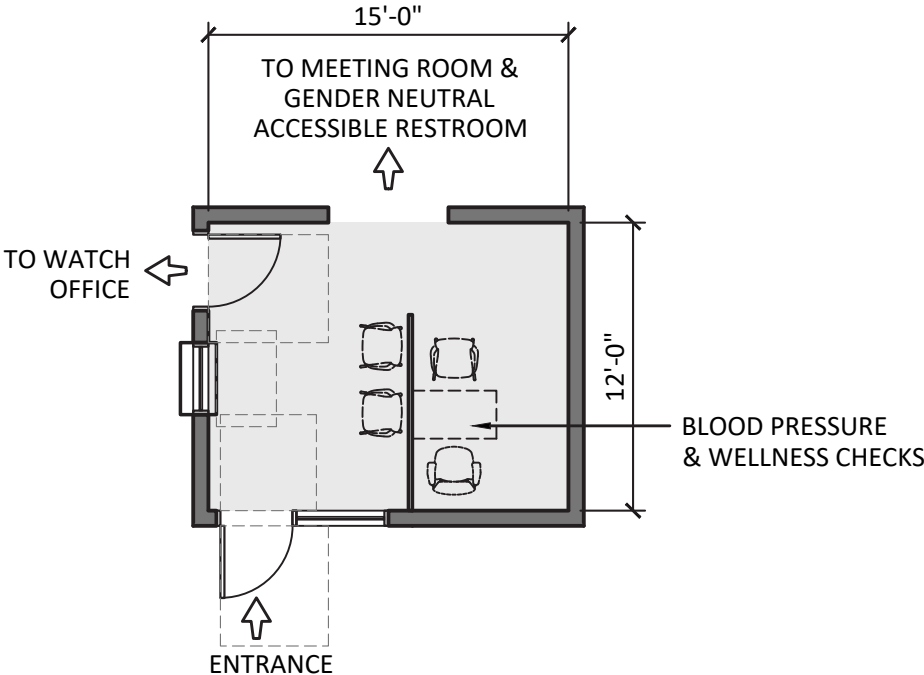
FIRE HOUSE - APPARATUS BAY/APPARATUS BAY SUPPORT



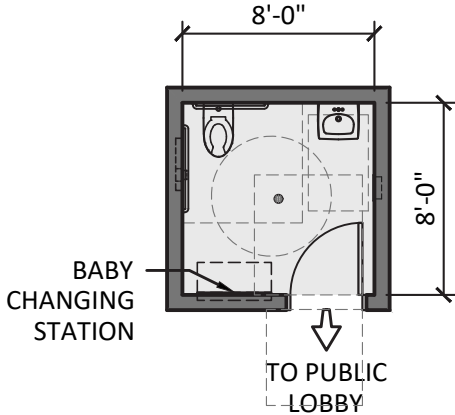
11. FITNESS ROOM (624 S.F.)
SCALE: 1/8"=1'-0"





FIRE HOUSE - FIREFIGHTER OFFICES



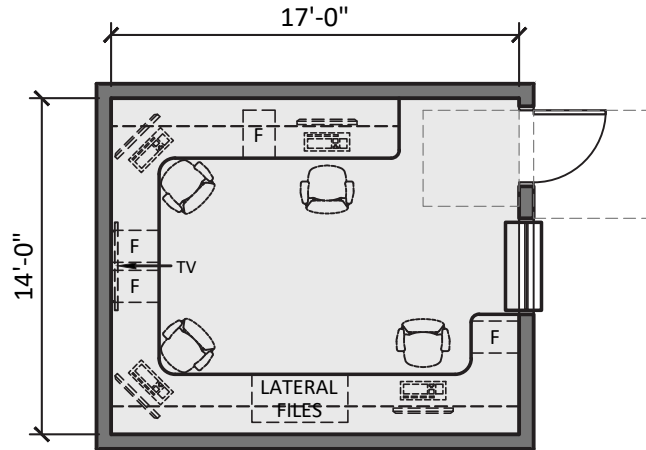
12. FIRE HOUSE PUBLIC LOBBY (180 S.F.)
 SCALE: 1/8"=1'-0"



13. FIRE HOUSE PUBLIC RESTROOM (64 S.F.)
 SCALE: 1/8"=1'-0"

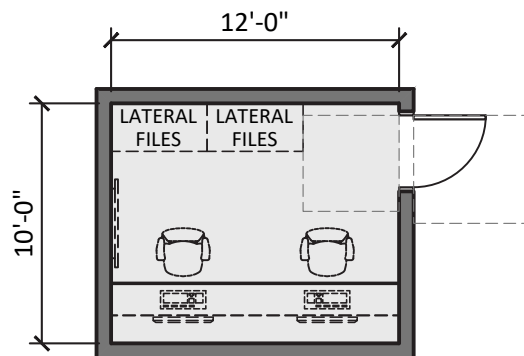


FIRE HOUSE - FIREFIGHTER OFFICES



14. WATCH OFFICE (238 S.F.)

SCALE: 1/8"=1'-0"

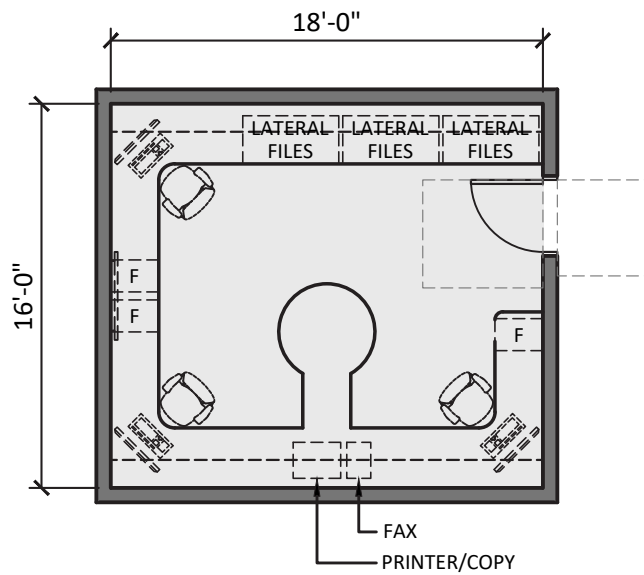


15. CAPTAIN'S OFFICE (120 S.F.)

SCALE: 1/8"=1'-0"



FIRE HOUSE - FIREFIGHTER OFFICES



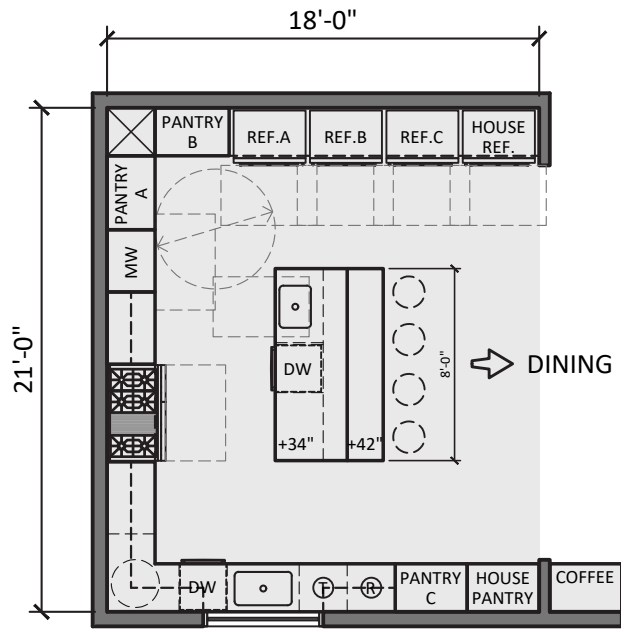
16. BATTALION CHIEFS OFFICE (288 S.F.)

17. EMS CHIEF OFFICE (288 S.F.)

SCALE: 1/8"=1'-0"

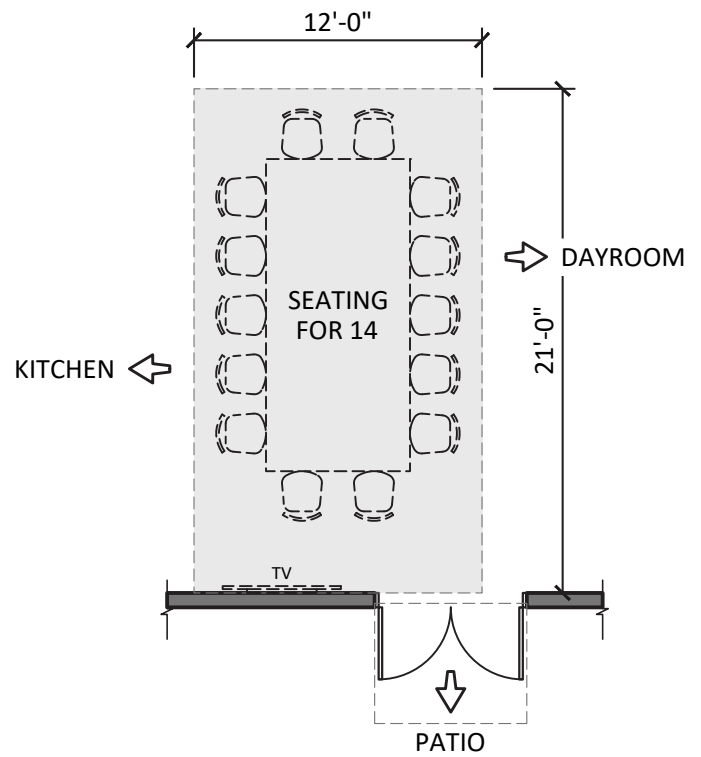


FIRE HOUSE - FIREFIGHTER QUARTERS



18. KITCHEN (378 S.F.)

SCALE: 1/8"=1'-0"



19. DINING AREA (252 S.F.)

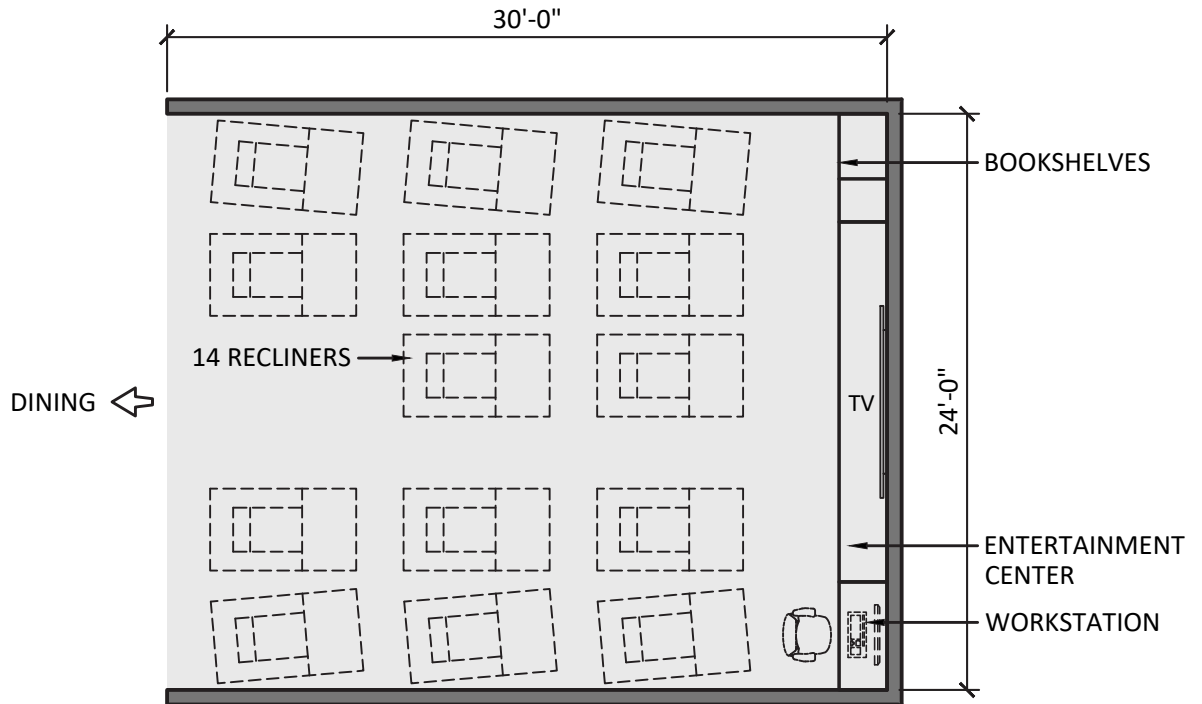
SCALE: 1/8"=1'-0"



CITY OF BERKELEY
FIRE HOUSE NO. 2
 ENGINE II, TRUCK II, MEDIC II, BATTALION CHIEF, EMS CHIEF

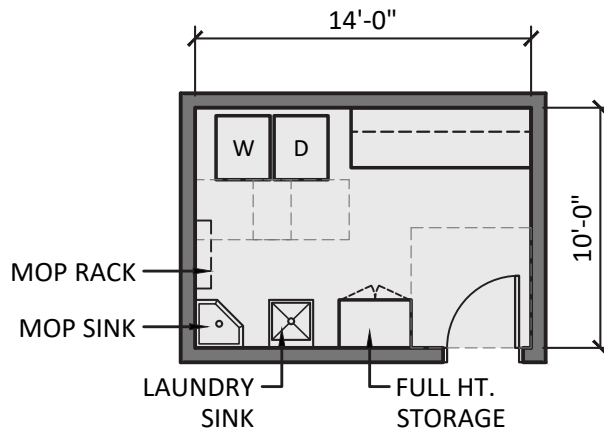


FIRE HOUSE - FIREFIGHTER QUARTERS



20. DAY ROOM (720 S.F.)

SCALE: 1/8"=1'-0"

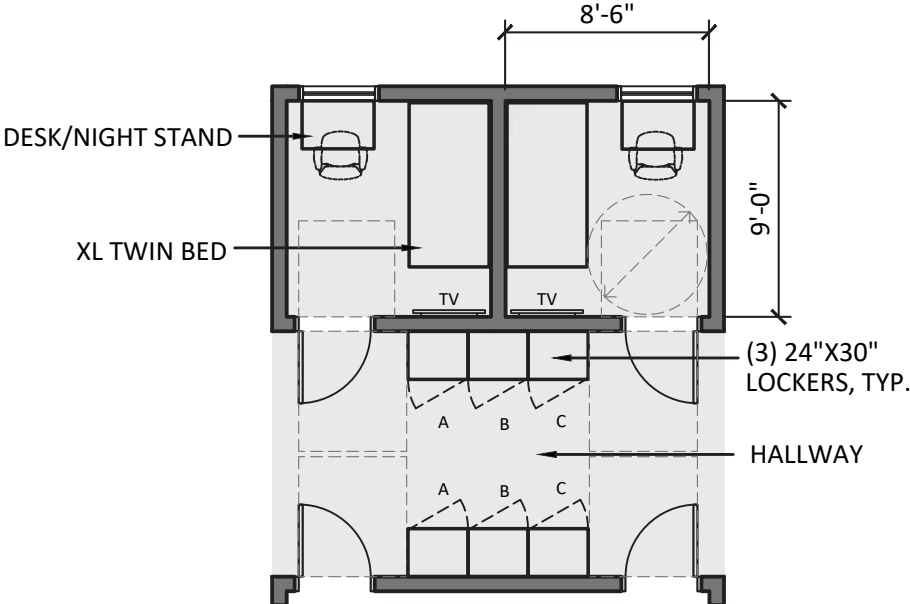


21. LAUNDRY ROOM (140 S.F.)

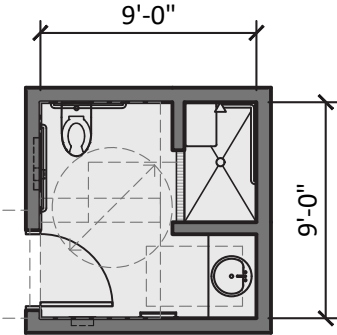
SCALE: 1/8"=1'-0"



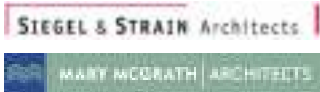

FIRE HOUSE - FIREFIGHTER QUARTERS



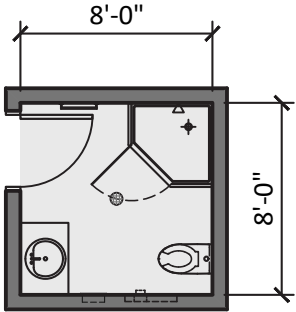
22. FIREFIGHTER BEDROOM - 9 (689 S.F.)
SCALE: 1/8"=1'-0"



23. FIREFIGHTER BATHROOM - ADA (81 S.F.)
SCALE: 1/8"=1'-0"

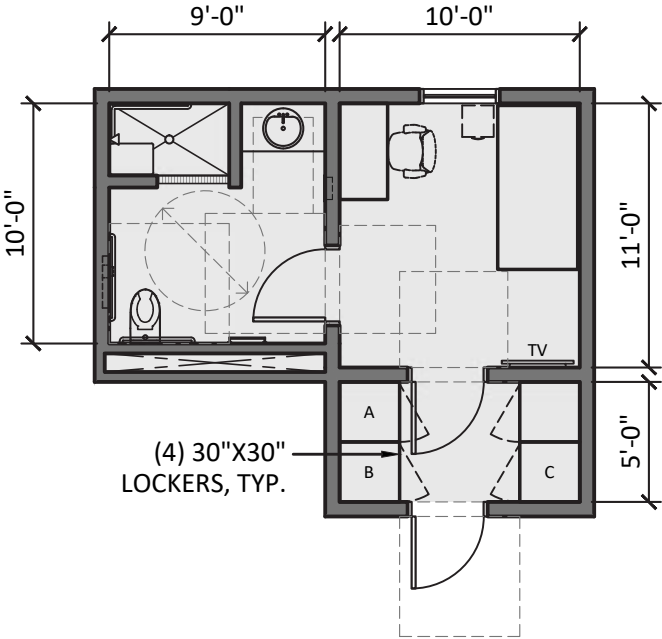


FIRE HOUSE - FIREFIGHTER QUARTERS




24. FIREFIGHTER BATHROOM - 4 (256 S.F.)

SCALE: 1/8"=1'-0"




25. CAPTAIN BEDROOM, BATHROOM AND WORK AREA, ACCESSIBLE - 2 (500 S.F.)

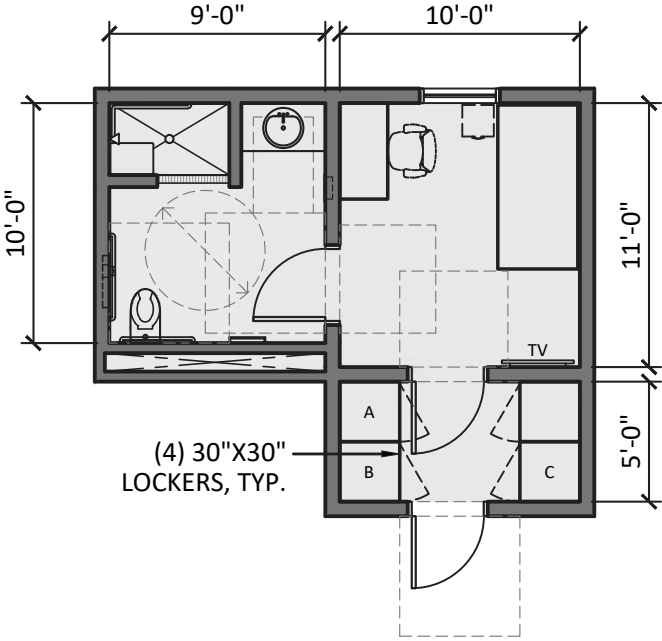
SCALE: 1/8"=1'-0"



CITY OF BERKELEY
FIRE HOUSE NO. 2
ENGINE II, TRUCK II, MEDIC II, BATTALION CHIEF, EMS CHIEF




FIRE HOUSE - FIREFIGHTER QUARTERS



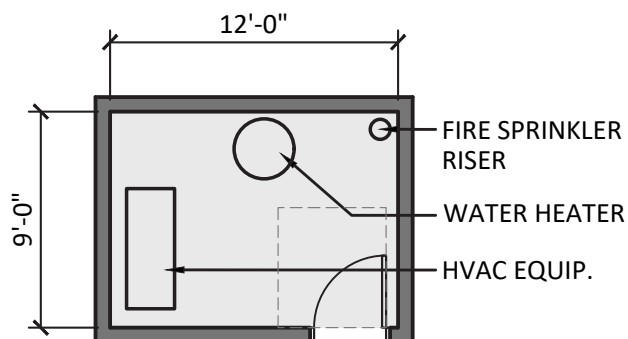
26. BC BEDROOM, BATHROOM AND WORK AREA, ACCESSIBLE (250 S.F.)

27. EMS CHIEF BEDROOM, BATHROOM AND WORK AREA, ACCESSIBLE (250 S.F.)

SCALE: 1/8"=1'-0"

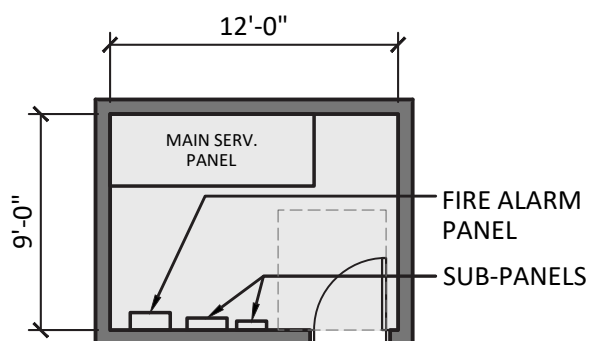


FIRE HOUSE - UTILITY SUPPORT/VERTICAL CIRCULATION



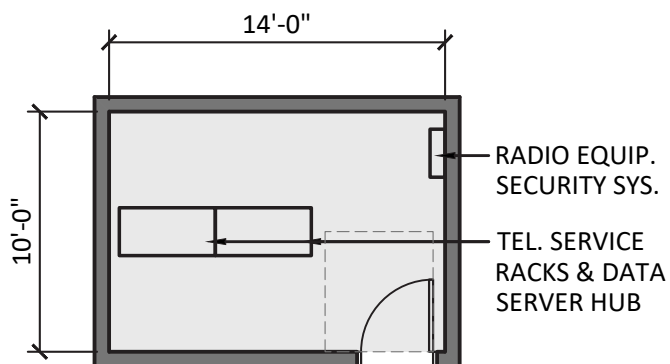
28. MECHANICAL ROOM (108 S.F.)

SCALE: 1/8"=1'-0"



29. ELECTRICAL ROOM (108 S.F.)

SCALE: 1/8"=1'-0"



30. COMMUNICATIONS ROOM (140 S.F.)

SCALE: 1/8"=1'-0"





SITE/FIRST FLOOR DIAGRAM

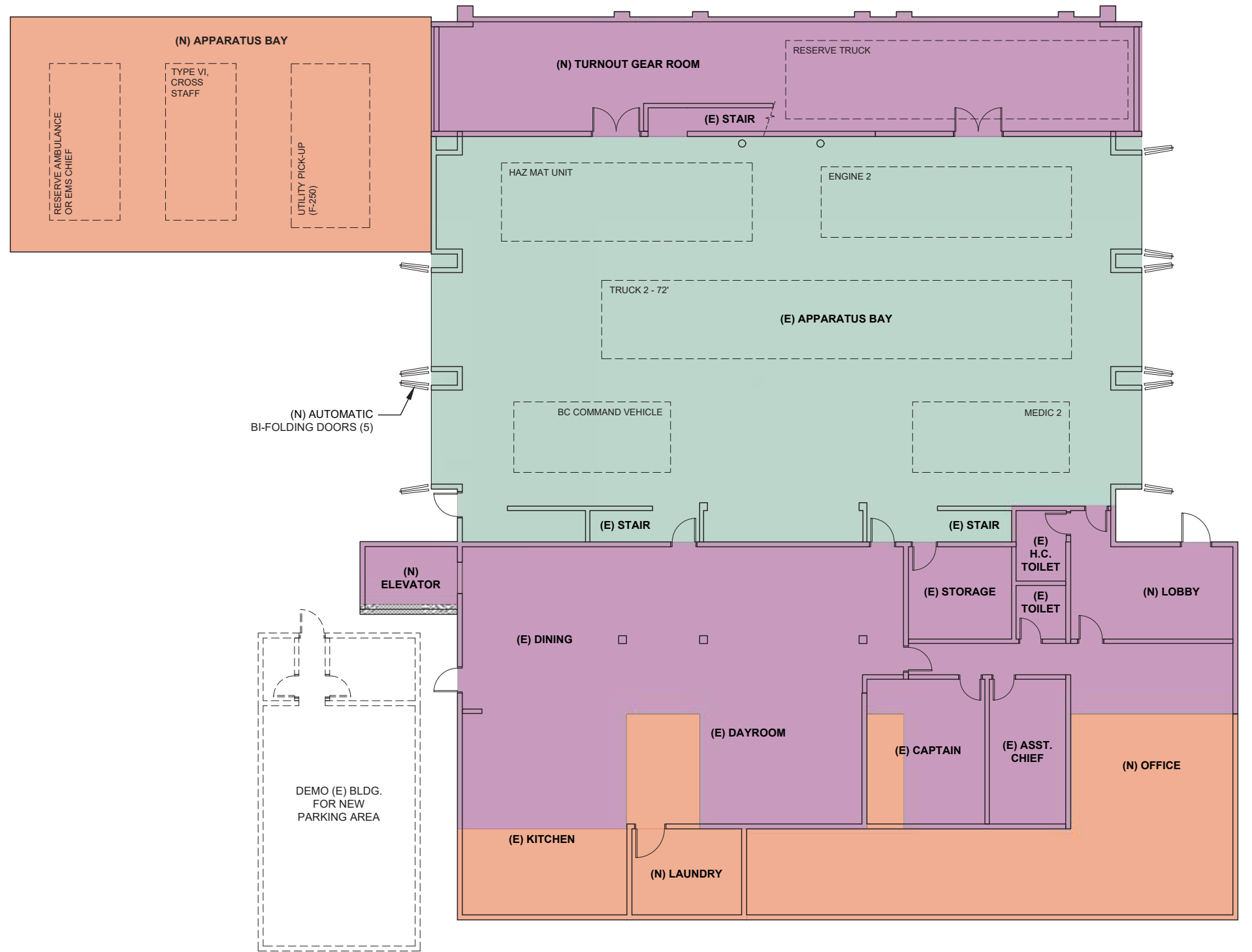
SCALE: 1/64" = 1'-0"

FIRE STATION NO. 2

(E) LOT AREA: 26,000 S.F.
 (E) BUILDING TOTAL AREA: 13,955 S.F.
 PROPOSED ADDED BLDG. AREA: 7,174 S.F.

LEGEND:

- EXISTING BUILDING AREA
- ADDED BUILDING AREA
- RENOVATION AREA



FIRST FLOOR DIAGRAM

SCALE: 1/16" = 1'-0"



CITY OF BERKELEY
 FIRE SERVICE MASTER PLAN
 SITE STUDIES

TITLE:

FIRE STATION NO. 2 - (OPTION 1 - BLDG. RENOVATION & ADDITIONAL AREA)
 2029 BERKELEY WAY, BERKELEY, CA 94704

03.17.2023

SIEGEL & STRAIN Architects
 6201 DOYLE STREET, SUITE B,
 EMERYVILLE, CA 94608
 phone: 510.547.8092 | www.siegelstrain.com

MARY MCGRATH ARCHITECTS
 610 16th STREET, SUITE 219, OAKLAND, CA 94612
 phone: 510.208.9400
 www.marymcgratharchitects.com

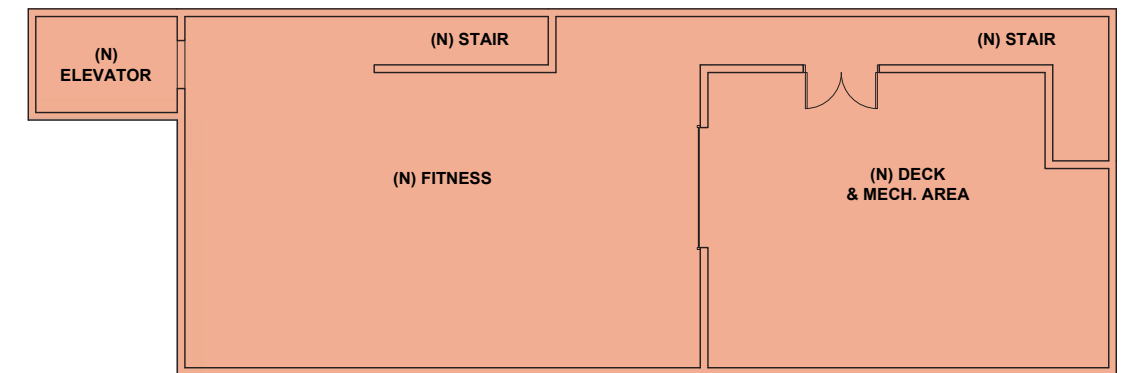


SECOND FLOOR DIAGRAM

SCALE: 1/16" = 1'-0"

LEGEND:

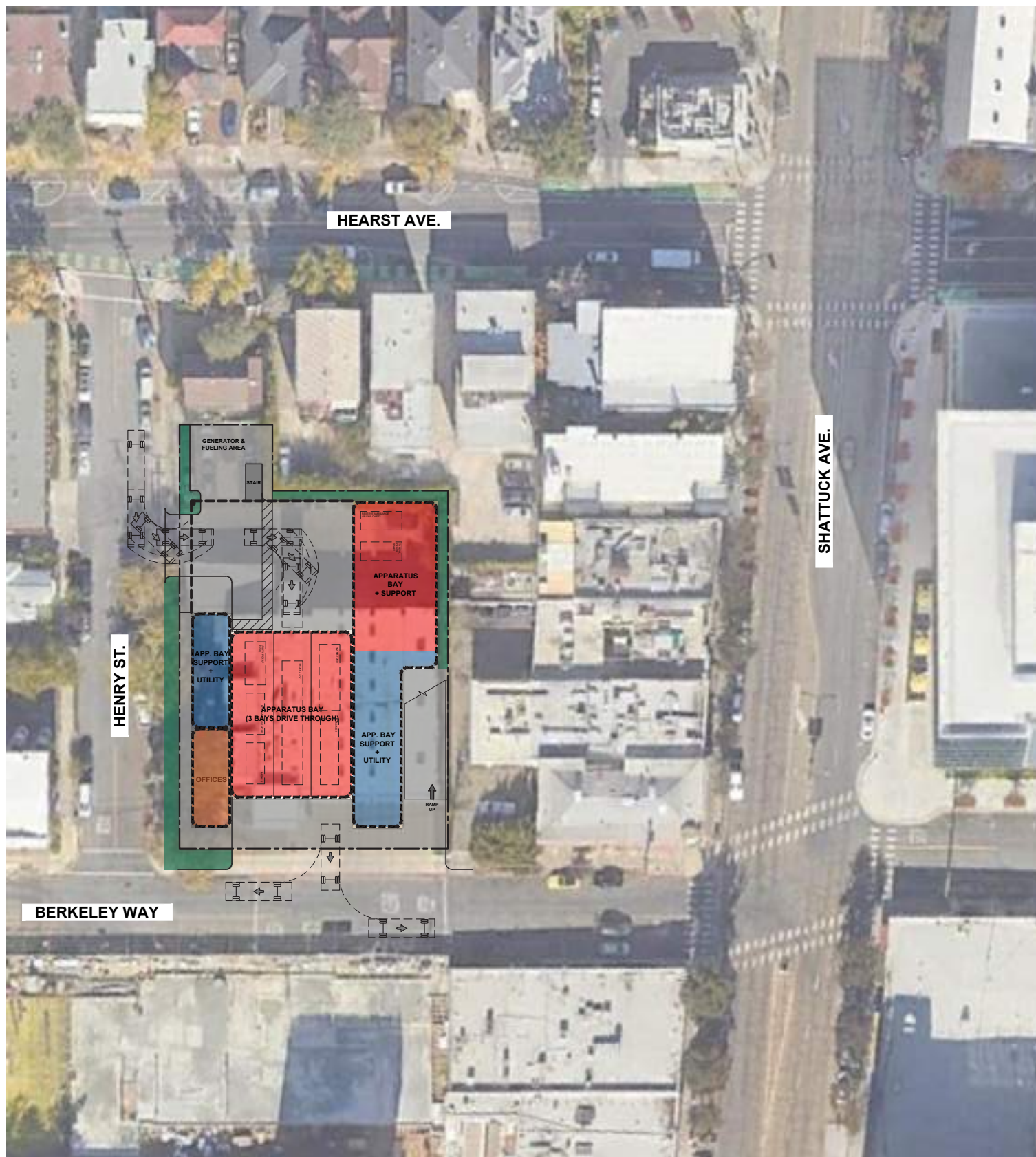
- EXISTING BUILDING AREA
- ADDED BUILDING AREA
- RENOVATION AREA



THIRD FLOOR DIAGRAM

SCALE: 1/16" = 1'-0"





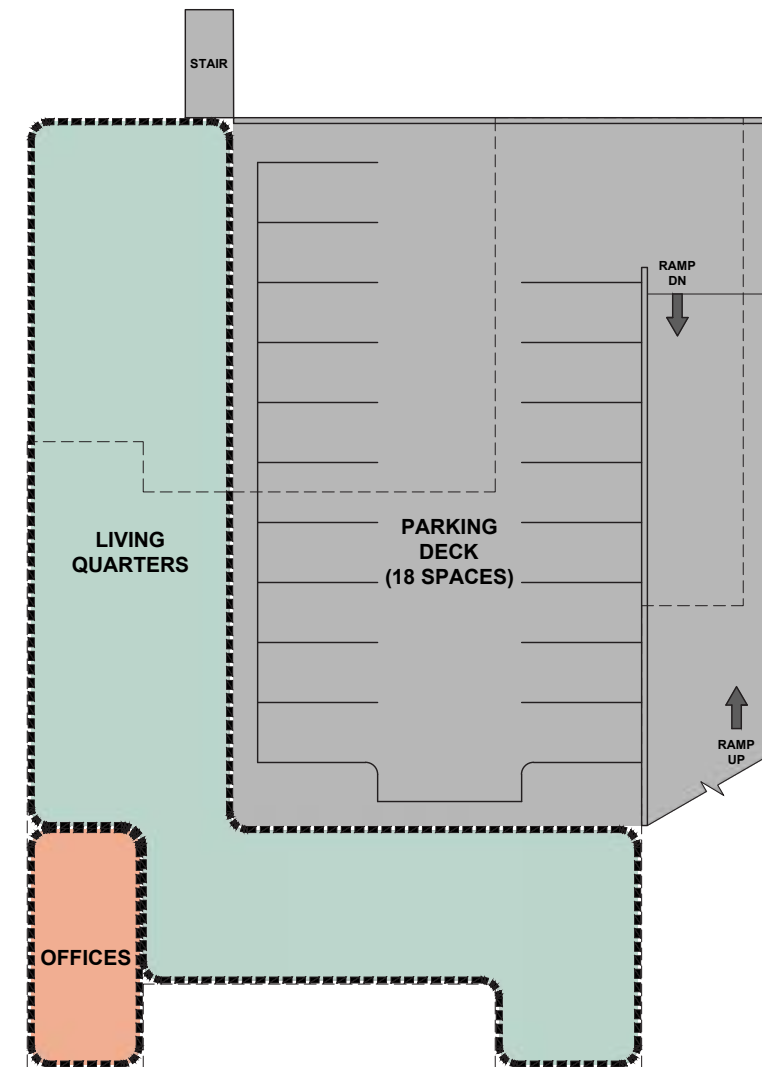
SITE/FIRST FLOOR DIAGRAM

SCALE: 1/64" = 1'-0"

FIRE STATION NO. 2

2 STORY BUILDING

1ST FLOOR BUILDING AREA:	12,070 S.F.
2ND FLOOR BUILDING AREA:	7,374 S.F.
3RD FLOOR BUILDING AREA:	1,535 S.F.
TOTAL BUILDING AREA:	20,979 S.F.



SECOND FLOOR DIAGRAM

SCALE: 1/32" = 1'-0"

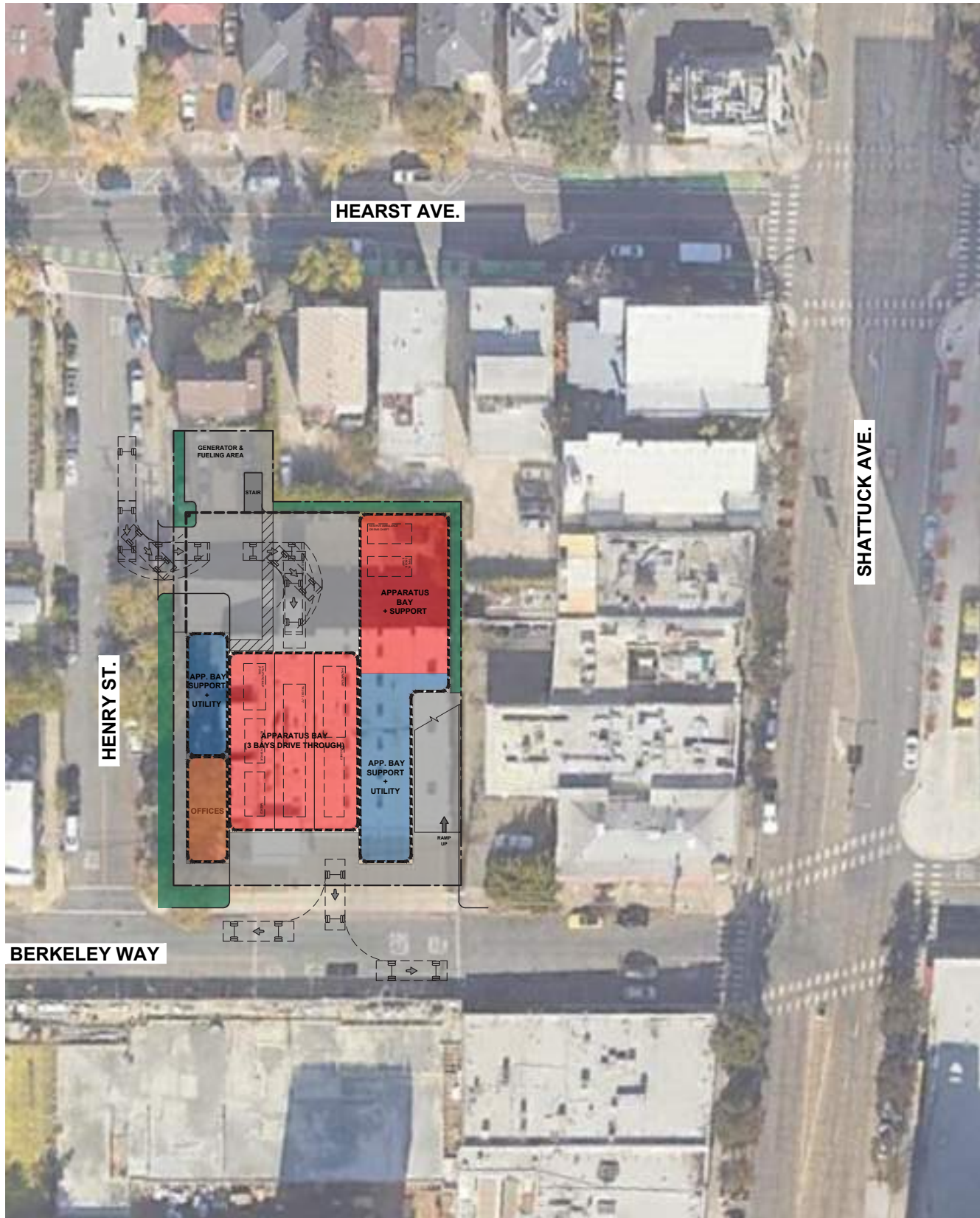


THIRD FLOOR DIAGRAM

SCALE: 1/32" = 1'-0"



TITLE:



SITE/FIRST FLOOR DIAGRAM

SCALE: 1/64" = 1'-0"

FIRE STATION NO. 2

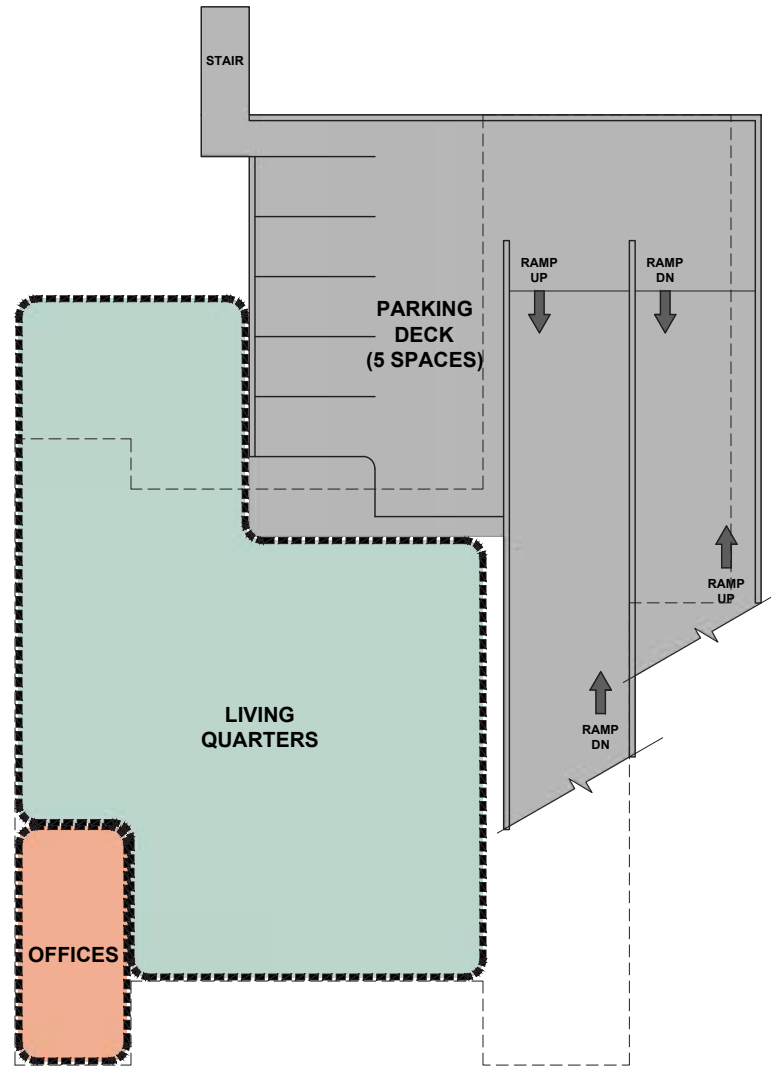
2 STORY BUILDING

1ST FLOOR BUILDING AREA: 12,070 S.F.

2ND FLOOR BUILDING AREA: 7,336 S.F.

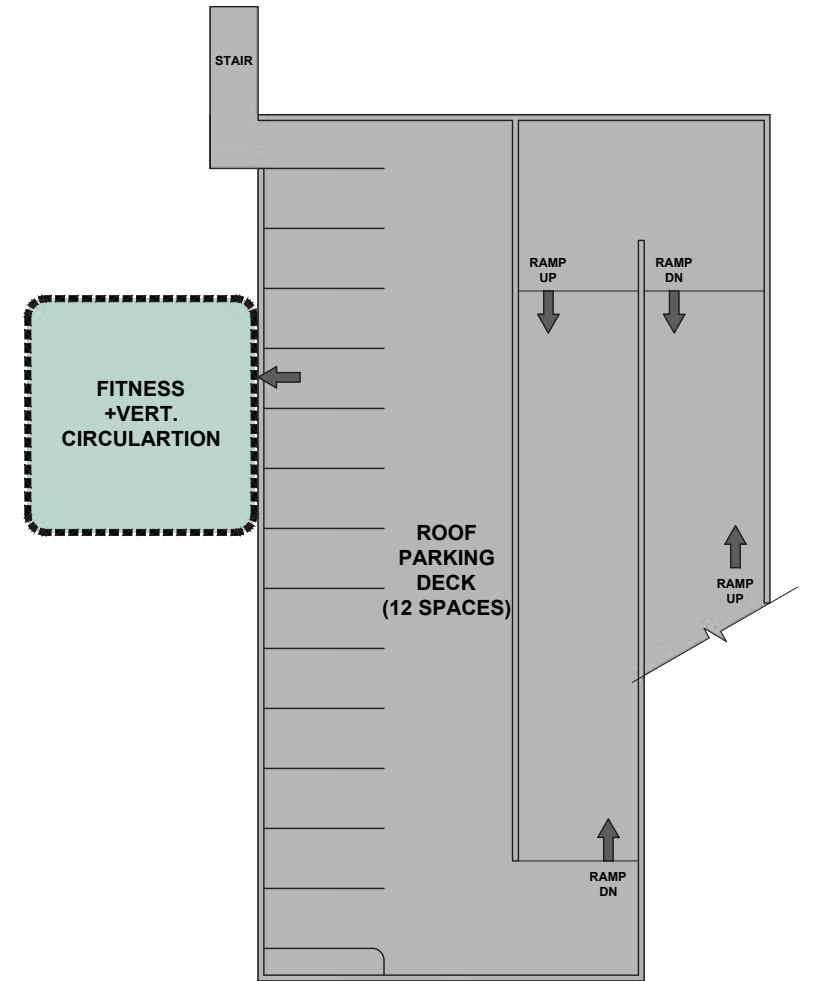
3RD FLOOR BUILDING AREA: 1,573 S.F.

TOTAL BUILDING AREA: 20,979 S.F.



SECOND FLOOR DIAGRAM

SCALE: 1/32" = 1'-0"



THIRD FLOOR/ROOF DECK DIAGRAM

SCALE: 1/32" = 1'-0"





FIRE STATION 3



CITY OF BERKELEY

FIRE HOUSE NO. 3

2710 RUSSELL STREET, BERKELEY, CA 94705

DRAFT
MAY 08, 2023

PROJECT DESCRIPTION

The existing Fire House No. 3 is a two-story, 5,582 SF station and was originally designed in 1961 to provide operational space and living quarters for three personnel. The facility was seismically retrofitted in the 1990's. The fire station currently houses 6 personnel per shift and the units include Engine 3(3), Medic 3 (2) and Medic Trainee (1). The staffing is anticipated to increase to 7 personnel per shift.

Because this station is not anticipated to add a new unit, only a new staff member, it is a strong candidate for renovation and addition. The recommended solution includes:

1. Renovation of the entire station and expand the first level to provide a private station office and dedicated turnout storage and expand the second level to add dedicated fitness room. The expanded area is 611 SF for a total expanded and renovated area of 6,193 SF.

The ROM Project Budget for the Recommended Option is \$12-16M; not including escalation beyond 2024.



Fire House No. 3
Engine 3, Ambulance (Medic 3)
2710 Russel Street

CONCEPTUAL SPACE NEEDS OUTLINE

Fire House Company Make-up - Staffing Per shift	Current	Future
Engine 3 - Captain, Engineer, Firefighter/Paramedic	3	4
Ambulance (Medic 3)	2	2
Medic Intern	1	1
Reserve Ambulance	0	0
TOTAL CURRENT AND FUTURE STAFFING:	6	7

No.	Type of Space	Space Attributes	Square Footage	
			Program	Size
SITE OPERATIONS				
	Firefighter Parking	14 firefighter parking spaces, secure and separate from public parking	3,200	10'x20' ea.
	Visitor Parking	One regular and one ADA adjacent to entrance, shared with other public parking areas.	600	10' x 20
	Apparatus Washing Area	Adjacent to hydrant for refill and testing; locate at rear of App. Bays; provide clarifier for run-off	0	rear apron
	Hose Maintenance Area	Use rear apron area for cleaning hose; roll wet and store on apparatus	0	rear apron
	Yard Hydrant	Located at rear yard	0	rear apron
	Generator Area	Located at rear yard	150	10'x15'
	Fueling Area	Above Grade Convault System - 500 GA located at	240	12' x 20'
	Trash Enclosure	Exterior access for service; space for dumpster and recycling bins, Covered	150	10'x15'
	Flagpole	Flagpole area with lighting	25	5'x5'
	Outdoor Patio	Outdoor uses; adjacent to Kitchen	200	10'x20'

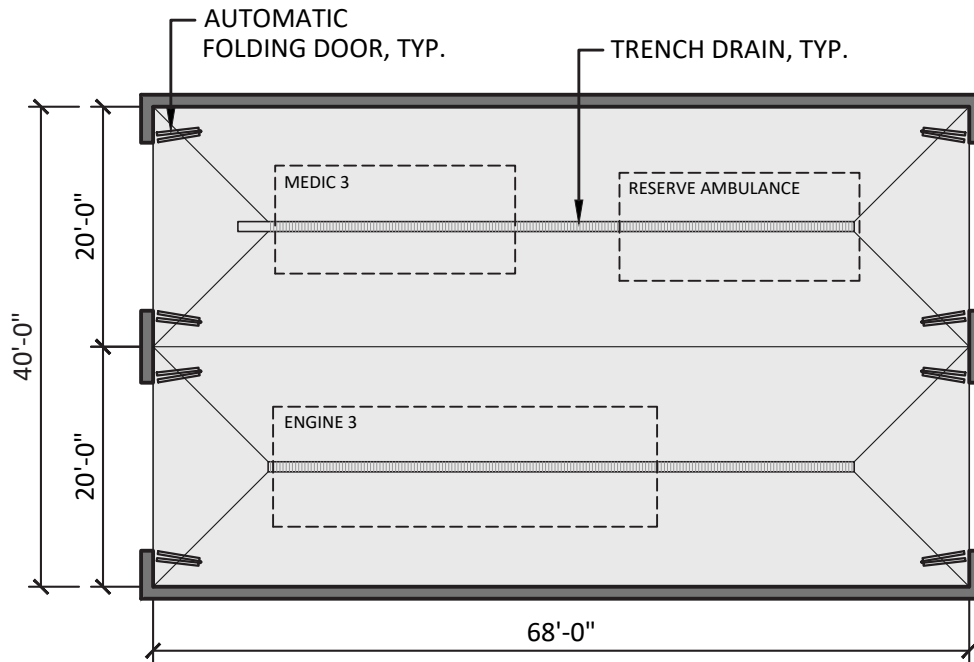
No.	Type of Space	Space Attributes	Square Footage		Renovation SF
			Replacement Program	Size	
FIRE HOUSE - APP BAY/APP BAY SUPPORT					
1	Apparatus Bay (One Engine and two ambulance) Two Double Bays	Engine, Ambulance and Reserve Ambulance. Systems include tailpipe exhaust, power and air cord drops to each vehicle; electric heating system; night lighting; bi-folding auto-close doors; trench drains	2,720	(2) 20' x 68'	1,611
2	Medical Supply Closet	Heavy Duty Shelving; medical supplies off of apparatus bay.	24	3' x 8'	15
3	Clean Up	Clean-up sink, shelving, Alcove in bay.	18	3' x 6'	included in T.O.
4	Equipment Storage	Yard equipment, bike storage (LEED Requirement), compressor	64	8' x 8'	NIC
5	Turnout Gear Room	Two lockers for each assigned personnel (7 Personnel per day x 3 = 21 x 2= 42 lockers); Three unassigned for 45 total lockers. Power at each locker, continuous exhaust fan, floor drain, heavy duty shelving; wildland gear bags. Dirty area in room with Extractor and Dryer, decon shower and hanging area. Part of response return path.	930	14' x 24' 27' x 22'	384
6	Janitor Room	Service sink, mop rack; janitorial supplies;	48	6' x 8'	25
7	Work Shop Alcove	Work bench/shop area for vise, peg board, tool storage with large flat work surface, Misc. equipment storage , tool chest, Full height storage cabinet, shop sink and eyewash.	120	4' x 30'	50
8	Firefighter Restroom	Fire fighter toilet and sink, off of apparatus bay	64	8' x 8'	NIC
9	Fitness Room	Dedicated Fitness Room	624	24' x 26'	384
Fire House - App Bay/Support Subtotal			4,612		2,469

No.	Type of Space	Space Attributes	Square Footage		Renovation SF
			Replacement Program	Size	
FIRE HOUSE - FIREFIGHTER OFFICES					
10	Fire House Public Lobby	Lobby with seating; adjacent to the public restroom. Service window separation between Watch Office and lobby. Alcove in Lobby for Blood Pressure and other wellness checks.	180	12' x 15'	117
11	Fire House Public Restroom	One All Gender Restroom, accessible, off of Lobby	64	8'x8'	51
12	Watch Office	Workstations for 2-persons; provide space for lateral file cabinets (one cabinet per company) copy machine and office supply storage, book shelving; conference function	238	14'x17'	170
13	Captains Office	Workstation for 2-persons; provide space for lateral file cabinets.	120	12' x 10'	Use Watch Office
Fire House - Firefighter Offices Subtotal			602		338
No.	Type of Space	Space Attributes	Square Footage		Renovation SF
			Replacement Program	Size	
FIRE HOUSE - FIREFIGHTER QUARTERS					
14	Kitchen	3-refrigerators; 3-shift pantries; 1-house pantry and refrigerator; 1-dishwasher; electric induction range/oven with hood; large microwave; large, 12" deep sink with disposer; prep sink at island; trash and recycling areas; coffer service area; open to Dining Area	378	18' x 21'	219
15	Dining Area	Seating for 8 persons; wall-mounted TV; open to kitchen; open to Day Room	216	12' x 18'	213
16	Day Room	Seating for 8 with recliner chairs; entertainment center and book shelving; Open to Dining, one work station along wall.	576	24' x 24'	213
17	Laundry Room	Service sink; countertop; janitorial supplies; mop rack, Washer/Dryer	140	10' x 14'	96
18	Firefighter Bedroom	5-separate bedrooms each containing desk, chair, wall-mounted TV, 1 bed with lockers in the hall adjacent the room.	383	8.5' x 9' (5)	437
19	Intern Bedroom	1 bedroom each containing desk, chair, wall-mounted TV, 1 bed with lockers the hall adjacent the room.	77	8.5' x 9'	86
20	Firefighter Bathroom ADA	1 accessible restroom with shower, sink, toilet	81	9' x 9'	81
21	Firefighter Bathrooms	3 restrooms with shower, sink, toilet	192	8' x 8' (3)	59
22	Captain Bedroom, Bathroom and Work Area, Accessible	1 bedroom containing desk, chair, wall-mounted TV, 1 bed, with accessible in-suite bathroom.	250	10' x 16' 10' x 9' (1)	227
Fire House - Firefighter Quarters Subtotal			2,292		1,631

No.	Type of Space	Space Attributes	Square Footage		Renovation SF
			Replacement Program	Size	
UTILITY SUPPORT/VERTICAL CIRCULATION					
23	Mechanical Room	HVAC equipment; hot water heater; fire sprinkler riser	108	9' x 12'	NIC
24	Electrical Room	Main service panel, fire alarm panel; sub panels	108	9' X 12'	NIC
25	Communications Room	Telephone service racks, alert response system hub, data server hub, radio equipment; security system	140	10' x 14'	NIC
26	Stairs	(2x) for each level. Two stairways from the second floor for exiting	576	18' x 8'	166
27	Fire House Elevator	Elevator and machine room	240	8' x 10' (3)	NIC
Utility Support/ Vertical Circulation Subtotal			1,172		166

Engine 3, Medic 3, Reserve Ambulance: Summary		Replacement Program		Renovation SF
	Fire House - App Bay/Bay Support Subtotal	4,612		2,469
	Fire House - Firefighter Offices Subtotal	602		338
	Fire House - Firefighter Quarters Subtotal	2,292		1,631
	Utility Support/Vertical Circulation Subtotal	1,172		166
	BUILDING SUBTOTAL (SF)	8,678		4,604
	Circulation at 30%	2,603		1,589
Engine 3, Medic 3, Reserve Ambulance: GRAND TOTAL (SF)		11,281		6,193

FIRE HOUSE - APPARATUS BAY/APPARATUS BAY SUPPORT

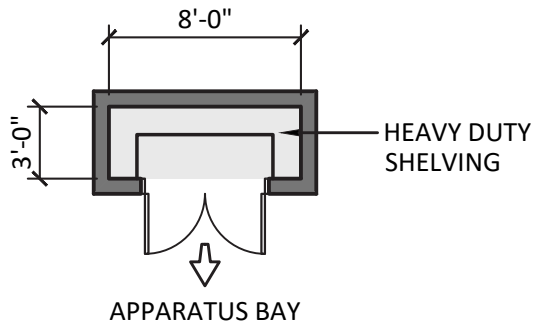


1. APPARATUS BAY - 2 DRIVE-THROUGH BAYS (2,720 S.F.)

SCALE: 1/16"=1'-0"

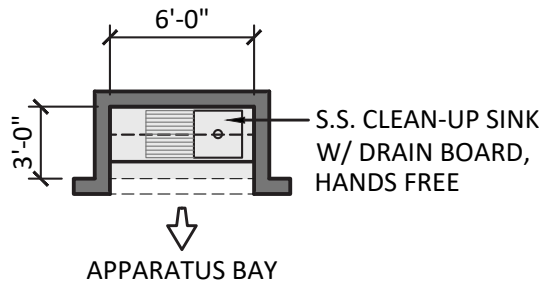


FIRE HOUSE - APPARATUS BAY/APPARATUS BAY SUPPORT



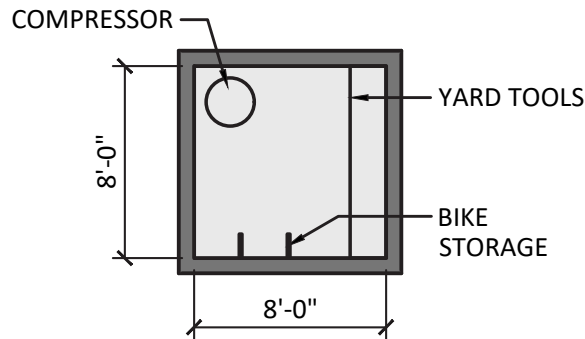
2. MEDICAL SUPPLY CLOSET (24 S.F.)

SCALE: 1/8"=1'-0"



3. CLEAN-UP (18 S.F.)

SCALE: 1/8"=1'-0"



4. EQUIPMENT STORAGE (64 S.F.)

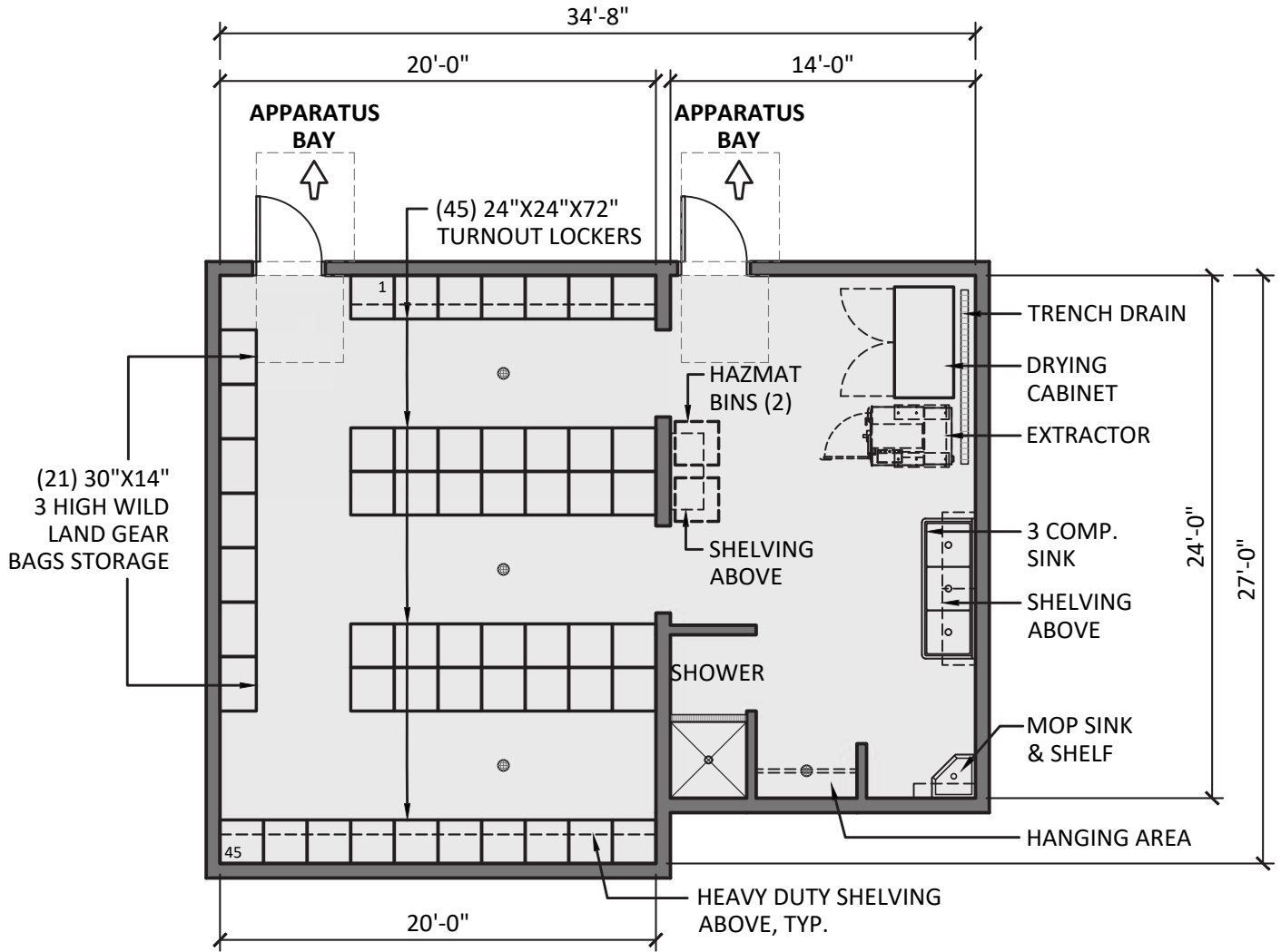
SCALE: 1/8"=1'-0"



CITY OF BERKELEY
FIRE HOUSE NO. 3
 ENGINE 3, AMBULANCE (MEDIC 3)




FIRE HOUSE - APPARATUS BAY/APPARATUS BAY SUPPORT

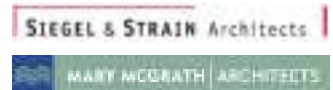


5. TURNOUT GEAR ROOM (930 S.F.)

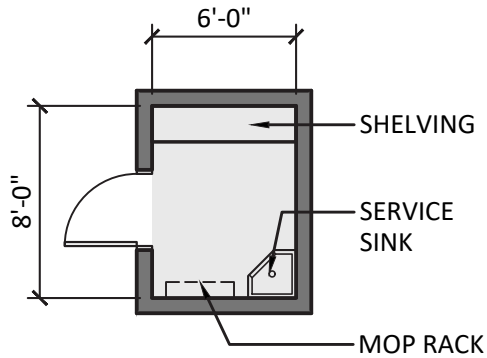
SCALE: 1/8"=1'-0"



CITY OF BERKELEY
FIRE HOUSE NO. 3
 ENGINE 3, AMBULANCE (MEDIC 3)

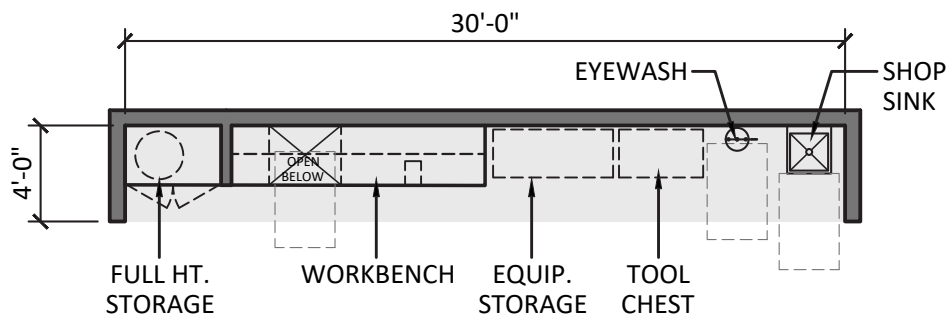


FIRE HOUSE - APPARATUS BAY/APPARATUS BAY SUPPORT



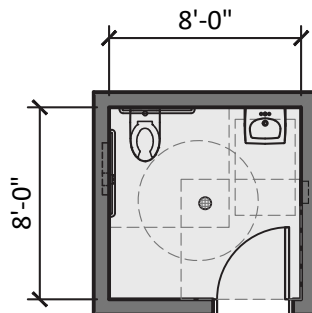
6. JANITOR ROOM (48 S.F.)

SCALE: 1/8"=1'-0"



7. WORKSHOP ALCOVE (120 S.F.)

SCALE: 1/8"=1'-0"

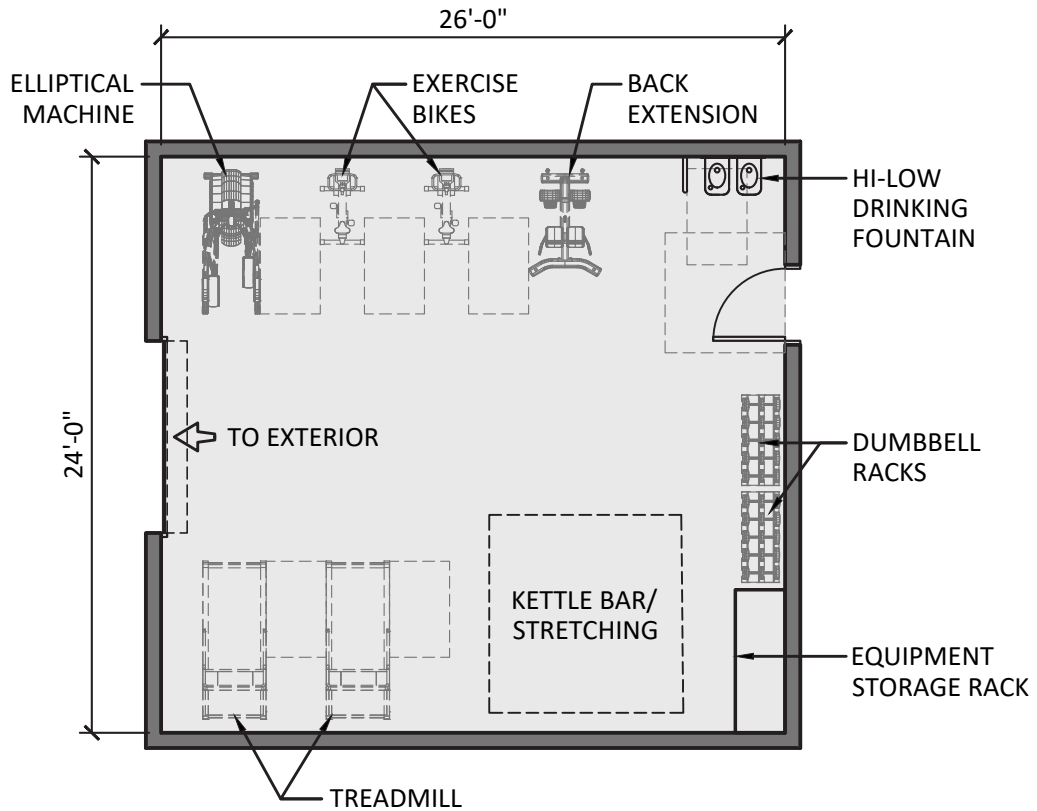


8. FIREFIGHTER RESTROOM (64 S.F.)

SCALE: 1/8"=1'-0"



FIRE HOUSE - APPARATUS BAY/APPARATUS BAY SUPPORT

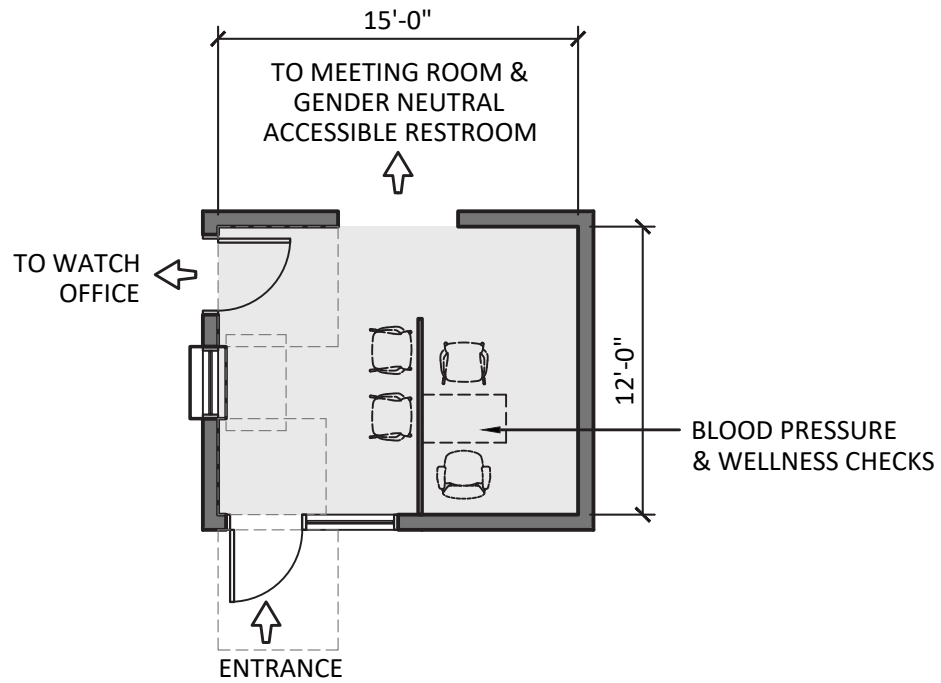


9. FITNESS ROOM (624 S.F.)

SCALE: 1/8"=1'-0"

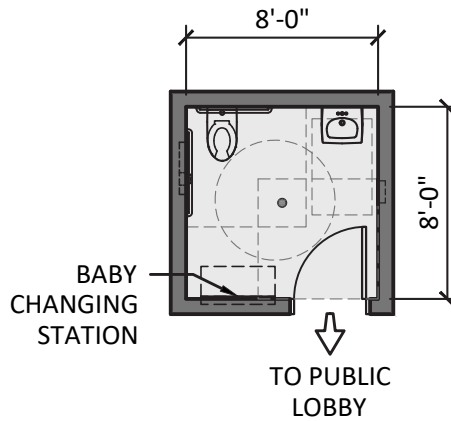


FIRE HOUSE - FIREFIGHTER OFFICES



10. FIRE HOUSE PUBLIC LOBBY (180 S.F.)

SCALE: 1/8"=1'-0"

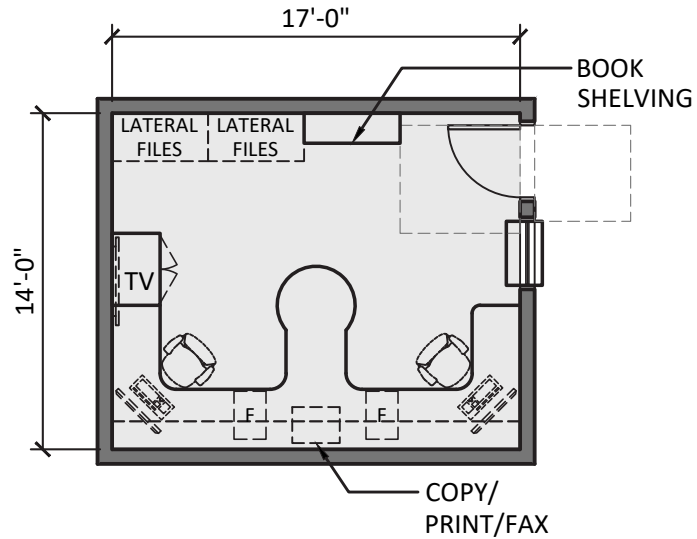


11. FIRE HOUSE PUBLIC RESTROOM (64 S.F.)

SCALE: 1/8"=1'-0"

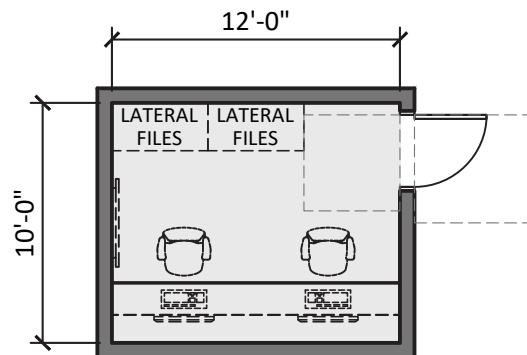


FIRE HOUSE - FIREFIGHTER OFFICES



12. WATCH OFFICE (238 S.F.)

SCALE: 1/8"=1'-0"

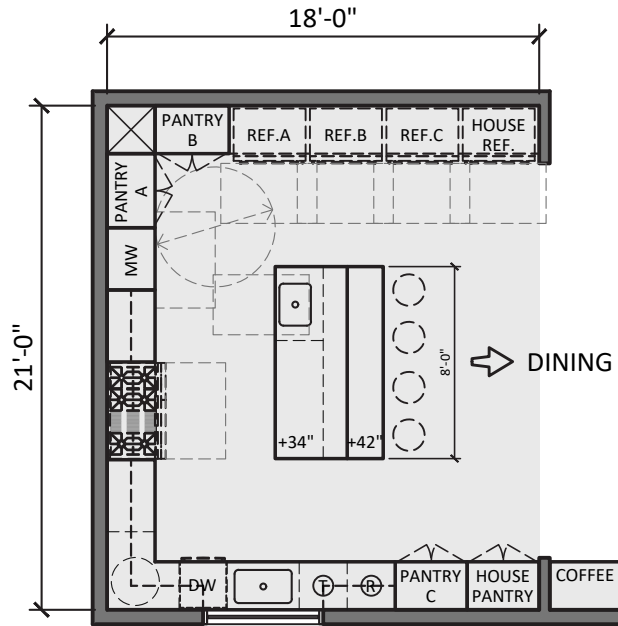


13. CAPTAIN'S OFFICE (120 S.F.)

SCALE: 1/8"=1'-0"

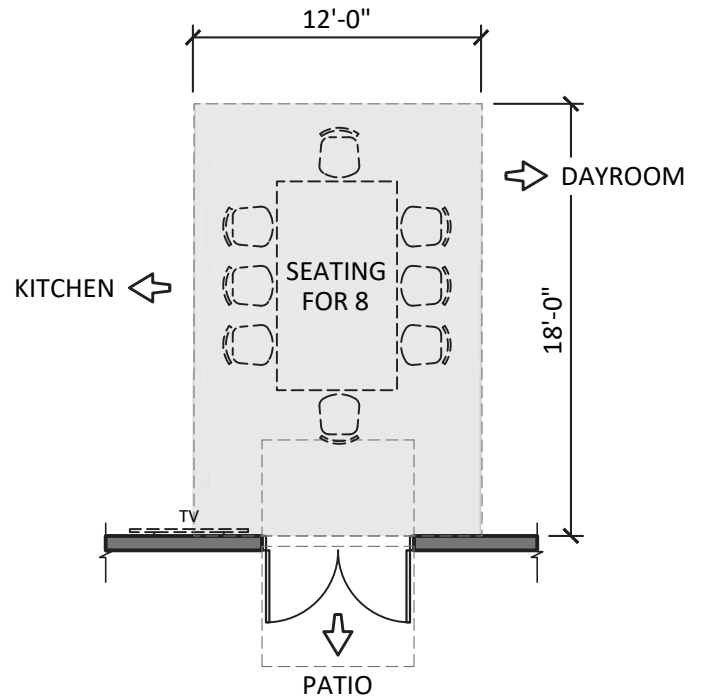


FIRE HOUSE - FIREFIGHTER QUARTERS




14. KITCHEN (378 S.F.)

SCALE: 1/8"=1'-0"



15. DINING AREA (216 S.F.)

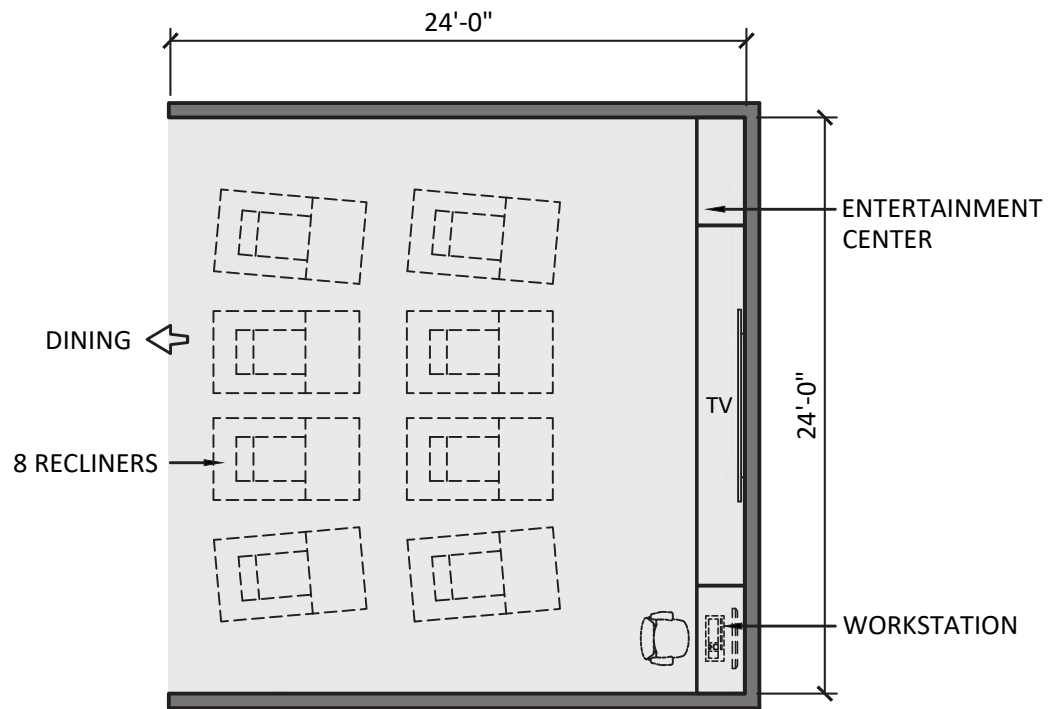
SCALE: 1/8"=1'-0"



CITY OF BERKELEY
FIRE HOUSE NO. 3
 ENGINE 3, AMBULANCE (MEDIC 3)

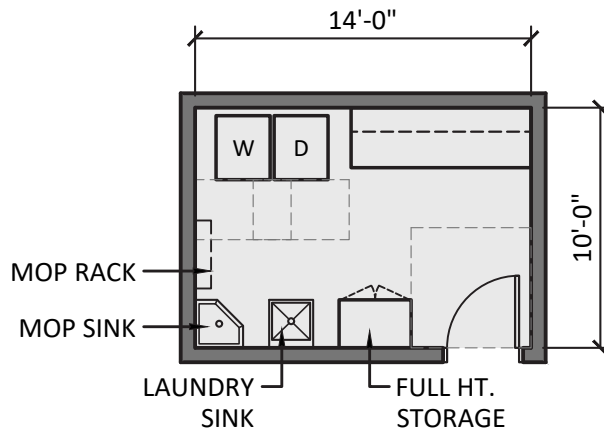


FIRE HOUSE - FIREFIGHTER QUARTERS



16. DAYROOM (576 S.F.)

SCALE: 1/8"=1'-0"

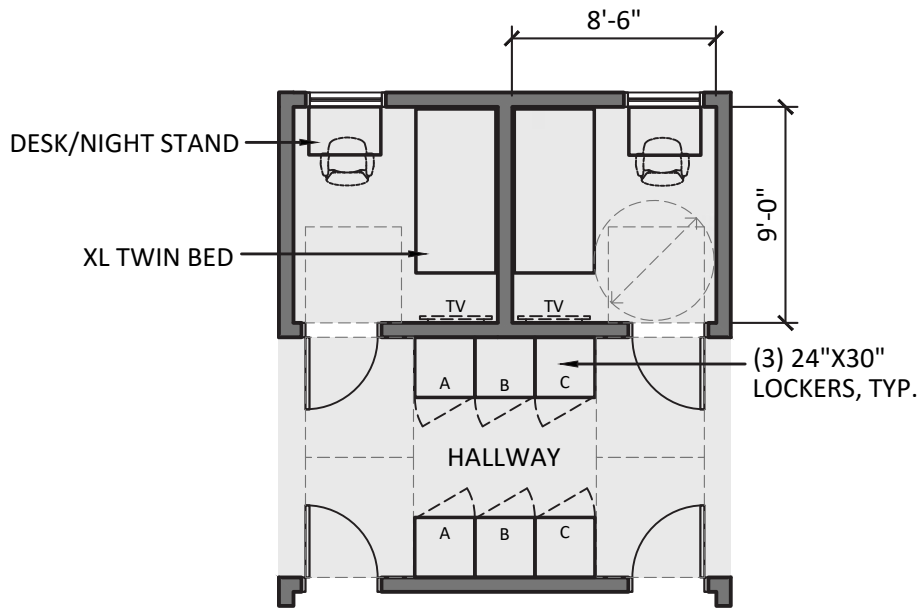


17. LAUNDRY ROOM (140 S.F.)

SCALE: 1/8"=1'-0"

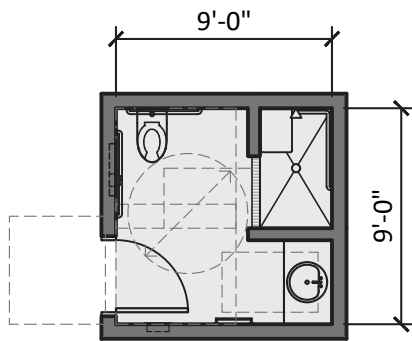


FIRE HOUSE - FIREFIGHTER QUARTERS



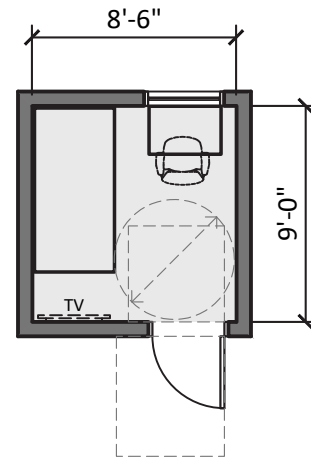
18. FIREFIGHTER BEDROOM - 5 (383 S.F.)

SCALE: 1/8"=1'-0"



19. FIREFIGHTER BATHROOM - ADA (81 S.F.)

SCALE: 1/8"=1'-0"

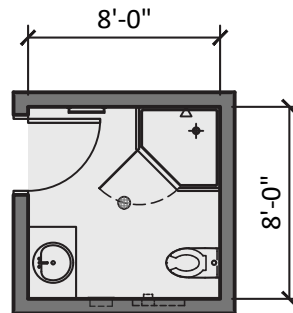


20. INTERN BEDROOM (77 S.F.)

SCALE: 1/8"=1'-0"

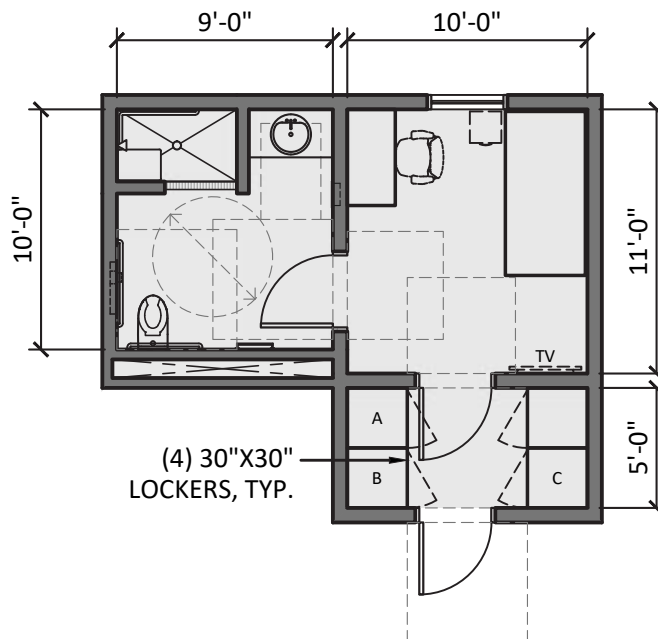


FIRE HOUSE - FIREFIGHTER QUARTERS



21. FIREFIGHTER BATHROOM - 3 (192 S.F.)

SCALE: 1/8"=1'-0"

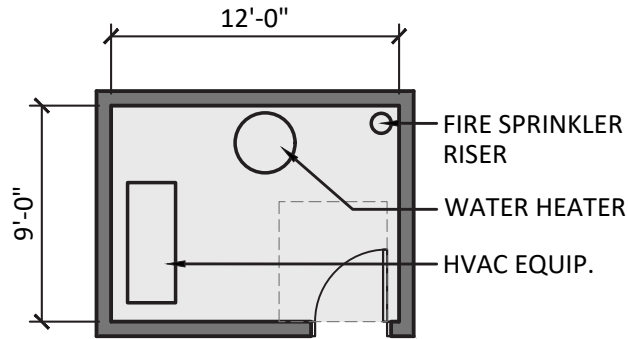


22. CAPTAIN BEDROOM & ACCESSIBLE BATHROOM (250 S.F.)

SCALE: 1/8"=1'-0"

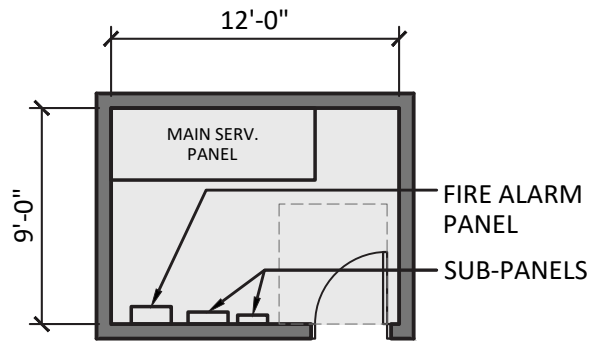


FIRE HOUSE - UTILITY SUPPORT/VERTICAL CIRCULATION



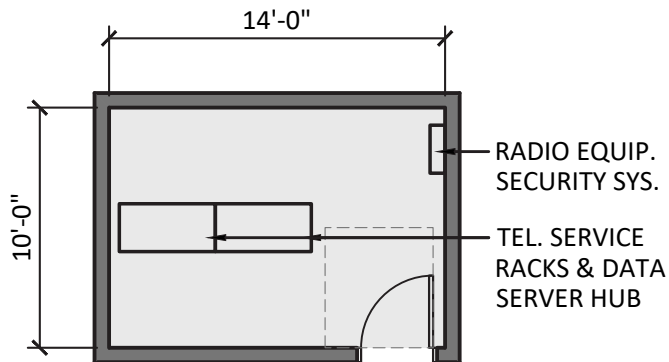
23. MECHANICAL ROOM (108 S.F.)

SCALE: 1/8"=1'-0"



24. ELECTRICAL ROOM (108 S.F.)


SCALE: 1/8"=1'-0"



25. COMMUNICATIONS ROOM (140 S.F.)

SCALE: 1/8"=1'-0"








FIRE STATION NO. 3

2 STORY BUILDING

EXISTING LOT AREA: 9,359 S.F.

LEGEND:

-  EXISTING BUILDING AREA
-  ADDED BUILDING AREA
-  RENOVATION AREA



SITE PLAN DIAGRAM

SCALE: 1/32" = 1'-0"



FIRE STATION NO. 3




2 STORY BUILDING

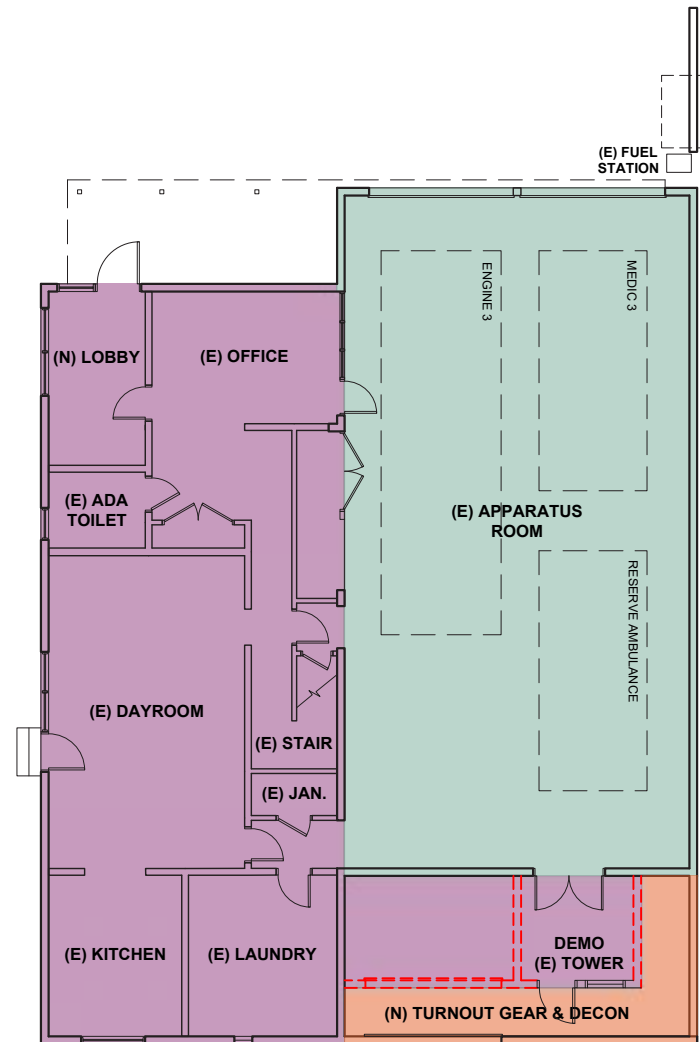
EXISTING BUILDING AREA: 5,582 S.F.

PROPOSED ADDED BUILDING AREA: 611 S.F.

TOTAL BUILDING AREA: 6,193 S.F.

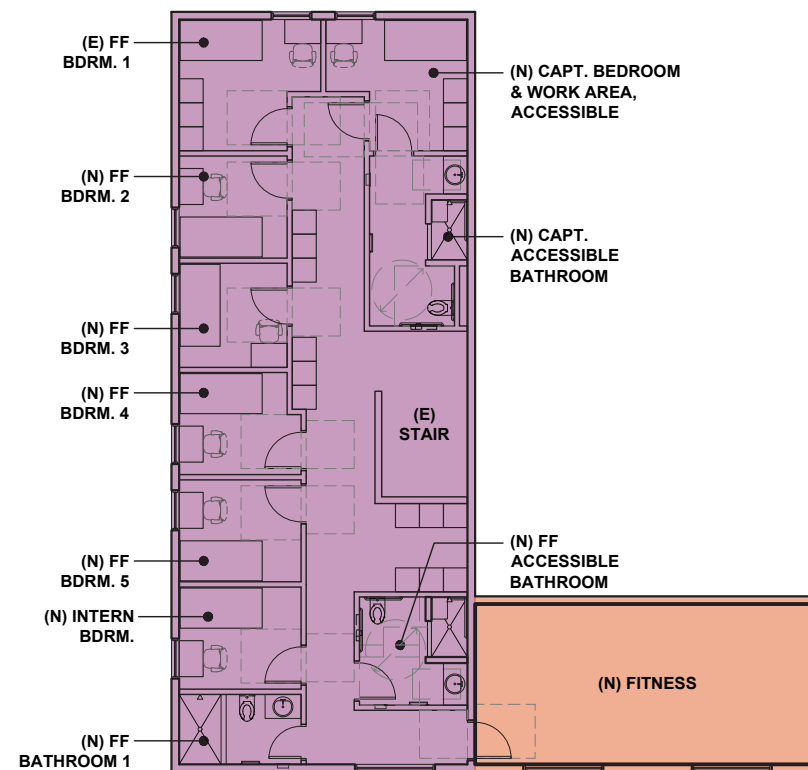
LEGEND:

-  EXISTING BUILDING AREA
-  ADDED BUILDING AREA
-  RENOVATION AREA



FIRST FLOOR PLAN

SCALE: 1/16" = 1'-0"



SECOND FLOOR PLAN

SCALE: 1/16" = 1'-0"





FIRE STATION 4



CITY OF BERKELEY

FIRE HOUSE NO. 4

1900 MARIN AVENUE, BERKELEY, CA 94707

DRAFT
MAY 08, 2023

PROJECT DESCRIPTION

The existing Fire House No. 4 is 5,341 SF and was originally designed to provide operational space and living quarters for two people in 1960. The facility was seismically retrofitted and expanded to the size noted above in 1998. The fire station currently houses 3 personnel per shift on Engine 4 (3). And, per the Standards of Coverage Study prepared by Citigate, the Firehouse 4 location is recommended to add a future ambulance and Medic Intern. The staffing will increase to 7 personnel per shift.

Two options were evaluated. They include:

1. Renovation and expansion of 1,600 SF for a total SF of 6,941. The expansion will add the turnout storage space and a fitness room. The site does not have enough space to expand the apparatus bay for the added ambulance nor to expand the living quarters for additional staffing. Parking and privacy goals can not be met through the expansion.
2. Replace station on the existing expanded site. This option requires the expansion of the site and adds subterranean parking. A replacement 12,802 SF station plus a 6,000SF basement for parking would allow the addition of the future ambulance in this ambulance. (Recommended)

The ROM Project Budget for the Recommended Option 2 is \$36-41M; not including escalation beyond 2024.



Fire House No. 4
Engine 4, Future Medic 4
1900 Marin Avenue

CONCEPTUAL SPACE NEEDS OUTLINE

Fire House Company Make-up - Staffing Per shift	Current	Future
Engine 4 - Captain, Engineer, Firefighter/Paramedic	3	4
Future Ambulance	0	2
Medic Intern	1	1
Reserve Engine	0	0
TOTAL CURRENT AND FUTURE STAFFING:	4	7

No.	Type of Space	Space Attributes	Square Footage	
			Program	Size
SITE OPERATIONS				
	Firefighter Parking	14 firefighter parking spaces, secure and separate from public parking	1,600	10'x20' ea.
	Visitor Parking	One regular and one ADA adjacent to entrance, shared with other public parking areas.	600	10' x 20
	Apparatus Washing Area	Adjacent to hydrant for refill and testing; locate at rear of App. Bays; provide clarifier for run-off	0	rear apron
	Hose Maintenance Area	Use rear apron area for cleaning hose; roll wet and store on apparatus	0	rear apron
	Yard Hydrant	Located at rear yard	0	rear apron
	Generator Area	Located at rear yard	150	10'x15'
	Fueling Area	Above Grade Convault System - 500 GA	240	12' x 20'
	Trash Enclosure	Exterior access for service; space for dumpster and recycling bins, Covered	150	10'x15'
	Flagpole	Flagpole area with lighting	25	5'x5'
	Outdoor Patio or Deck	Outdoor uses; adjacent to Kitchen	200	10'x20'

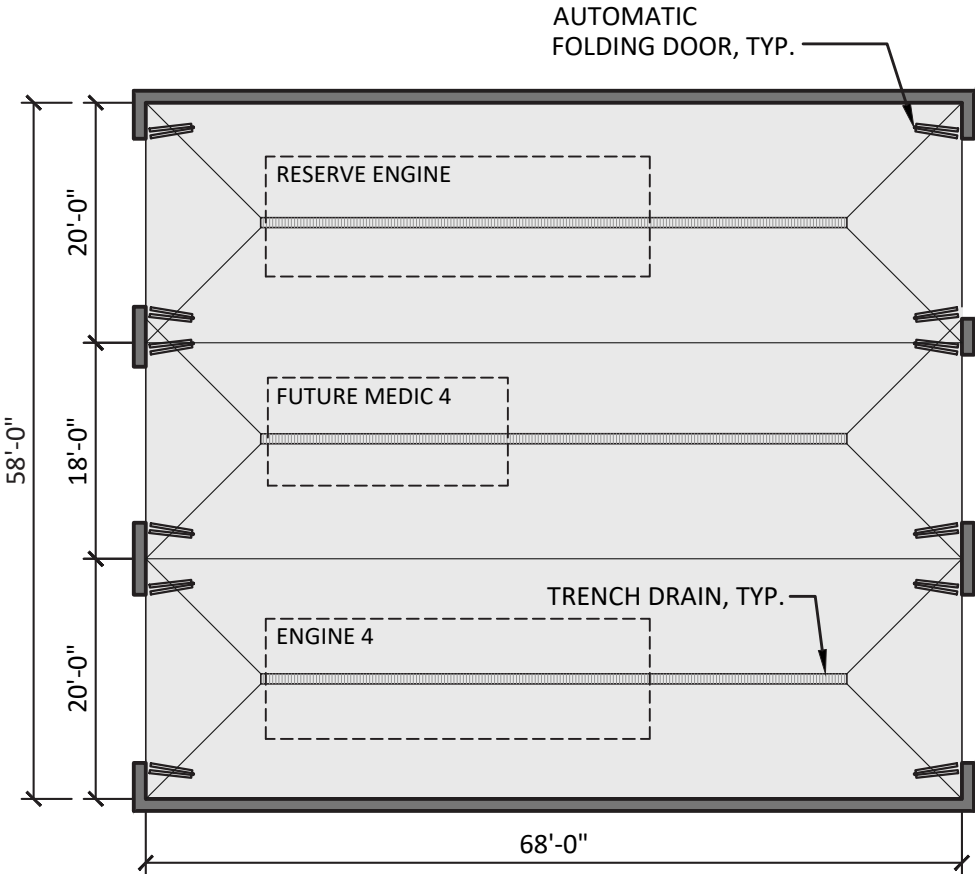
No.	Type of Space	Space Attributes	Square Footage	
			Program	Size
FIRE HOUSE - APP BAY/APP BAY SUPPORT				
1	Apparatus Bay (One Engine, Future Ambulance and one engine reserve)	Engine, Reserve Engine and Future Ambulance. Systems include tailpipe exhaust, power and air cord drops to each vehicle; electric heating system; night lighting; bi-folding auto-close doors; trench drains	3,944	(2) 20' x 68' (1) 18' x 68'
2	Medical Supply Closet	Heavy Duty Shelving; medical supplies off of apparatus bay.	24	3' x 8'
3	Clean Up	Clean-up sink, shelving, Alcove in bay.	18	3' x 6'
4	Equipment Storage	Yard equipment, bike storage (LEED Requirement), compressor	64	8' x 8'
5	Turnout Gear Room	Two lockers for each assigned personnel (7 Personnel per day x 3 = 21x 2= 42 lockers); four unassigned for 46 total lockers. Power at each locker, continuous exhaust fan, floor drain, heavy duty shelving; wildland gear bags. Dirty area in room with Extractor and Dryer, decon shower and hanging area. Part of response return path.	876	20' x 27' 14' x 24'
6	Janitor Room	Service sink, mop rack; janitorial supplies;	48	6' x 8'
7	Work Shop Alcove	Work bench/shop area for vise, peg board, tool storage with large flat work surface, Misc. equipment storage , tool chest, Full height storage cabinet, shop sink and eyewash.	120	4' x 30'
8	Firefighter Restroom	Fire fighter toilet and sink, off of apparatus bay	64	8' x 8'
9	Fitness Room	Dedicated Fitness Room	624	26' x 24'
Fire House - App Bay/Support Subtotal			5,782	
No.	Type of Space	Space Attributes	Square Footage	
			Program	Size
FIRE HOUSE - FIREFIGHTER OFFICES				
10	Fire House Public Lobby	Lobby with seating; adjacent to the public restroom. Service window separation between Watch Office and lobby. Alcove in Lobby for Blood Pressure and other wellness checks.	180	12' x 15'
11	Fire House Public Restroom	One All Gender Restroom, accessible, off of Lobby	64	8'x8'
12	Watch Office	Workstations for up to 4-persons; provide space for lateral file cabinets (one cabinet per company) copy machine and office supply storage, book shelving; conference function	238	14' x 17'
13	Captains Office	Workstation for 1-person; provide space for lateral file cabinets.	120	10' x 12'
Fire House - Firefighter Offices Subtotal			602	

No.	Type of Space	Space Attributes	Square Footage	
			Program	Size
FIRE HOUSE - FIREFIGHTER QUARTERS				
14	Kitchen	3-refrigerators; 3-shift pantries; 1-house pantry and refrigerator; 1-dishwasher; electric induction range/oven with hood; large microwave; large, 12" deep sink with disposer; prep sink at island; trash and recycling areas; coffer service area; open to Dining Area	378	18' x 21'
15	Dining Area	Seating for 8 persons; wall-mounted TV; open to kitchen; open to Day Room	216	12' x 18'
16	Day Room	Seating for 8 with recliner chairs; entertainment center and book shelving; Open to Dining, one work station along wall.	576	24' x 24'
17	Laundry Room	Service sink; countertop; janitorial supplies; mop rack, Washer/Dryer	140	10' x 14'
18	Firefighter Bedroom	6-separate bedrooms each containing desk, chair, wall-mounted TV, 1 bed with lockers outside door.	459	8.5' x 9' (6)
19	Firefighter Bathroom ADA	1 accessible restroom with shower, sink, toilet	81	9' x 9'
20	Firefighter Bathrooms	3 restrooms with shower, sink, toilet	192	8' x 8' (3)
21	Captain Bedroom, Bathroom and Work Area, Accessible	1 bedroom containing desk, chair, wall-mounted TV, 1 bed, with accessible in-suite bathroom.	250	10' x 16' 10' x 9' (1)
Fire House - Firefighter Quarters Subtotal			2,292	

No.	Type of Space	Space Attributes	Square Footage	
			Program	Size
UTILITY SUPPORT/VERTICAL CIRCULATION				
22	Mechanical Room	HVAC equipment; hot water heater; fire sprinkler riser	108	9' x 12'
23	Electrical Room	Main service panel, fire alarm panel; sub panels	108	9' X 12'
24	Communications Room	Telephone service racks, alert response system hub, data server hub, radio equipment; security system	140	10' x 14'
25	Stairs	(2x) for each level. Two stairways from the second floor for exiting	576	18' x 8'
26	Fire House Elevator	Elevator and machine room	240	8' x 10' (3)
Utility Support/ Vertical Circulation Subtotal			1,172	


Engine 4, Future Medic 4: Summary		Program	
	Fire House - App Bay/Bay Support Subtotal	5,782	
	Fire House - Firefighter Offices Subtotal	602	
	Fire House - Firefighter Quarters Subtotal	2,292	
	Utility Support/Vertical Circulation Subtotal	1,172	
	BUILDING SUBTOTAL (SF)	9,848	
	Circulation at 30%	2,954	
	Engine 4, Future Medic 4: GRAND TOTAL (SF)	12,802	

FIRE HOUSE - APPARATUS BAY/APPARATUS BAY SUPPORT




1. APPARATUS BAY - 3 DRIVE-THROUGH BAYS (3,944 S.F.)

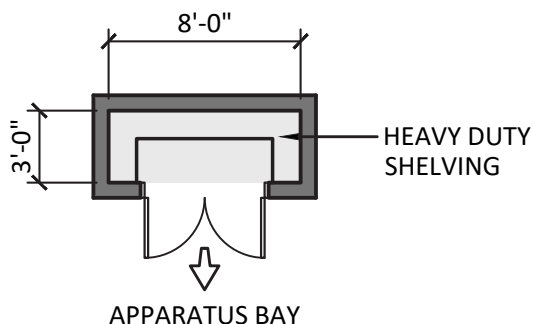
SCALE: 1/16"=1'-0"



CITY OF BERKELEY
FIRE HOUSE NO. 4
ENGINE 4, FUTURE MEDIC 4

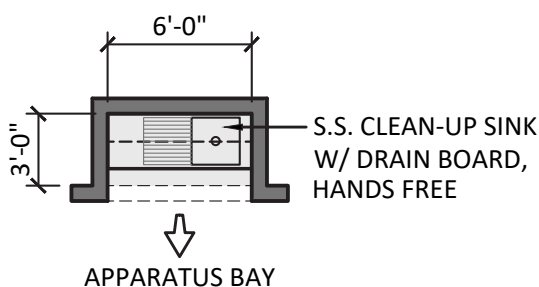


FIRE HOUSE - APPARATUS BAY/APPARATUS BAY SUPPORT



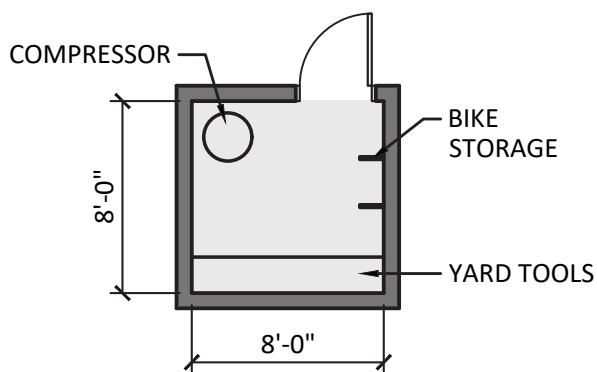
2. MEDICAL SUPPLY CLOSET (24 S.F.)

SCALE: 1/8"=1'-0"



3. CLEAN-UP (18 S.F.)

SCALE: 1/8"=1'-0"

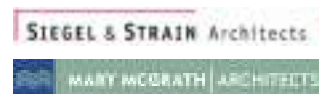


4. EQUIPMENT STORAGE (64 S.F.)

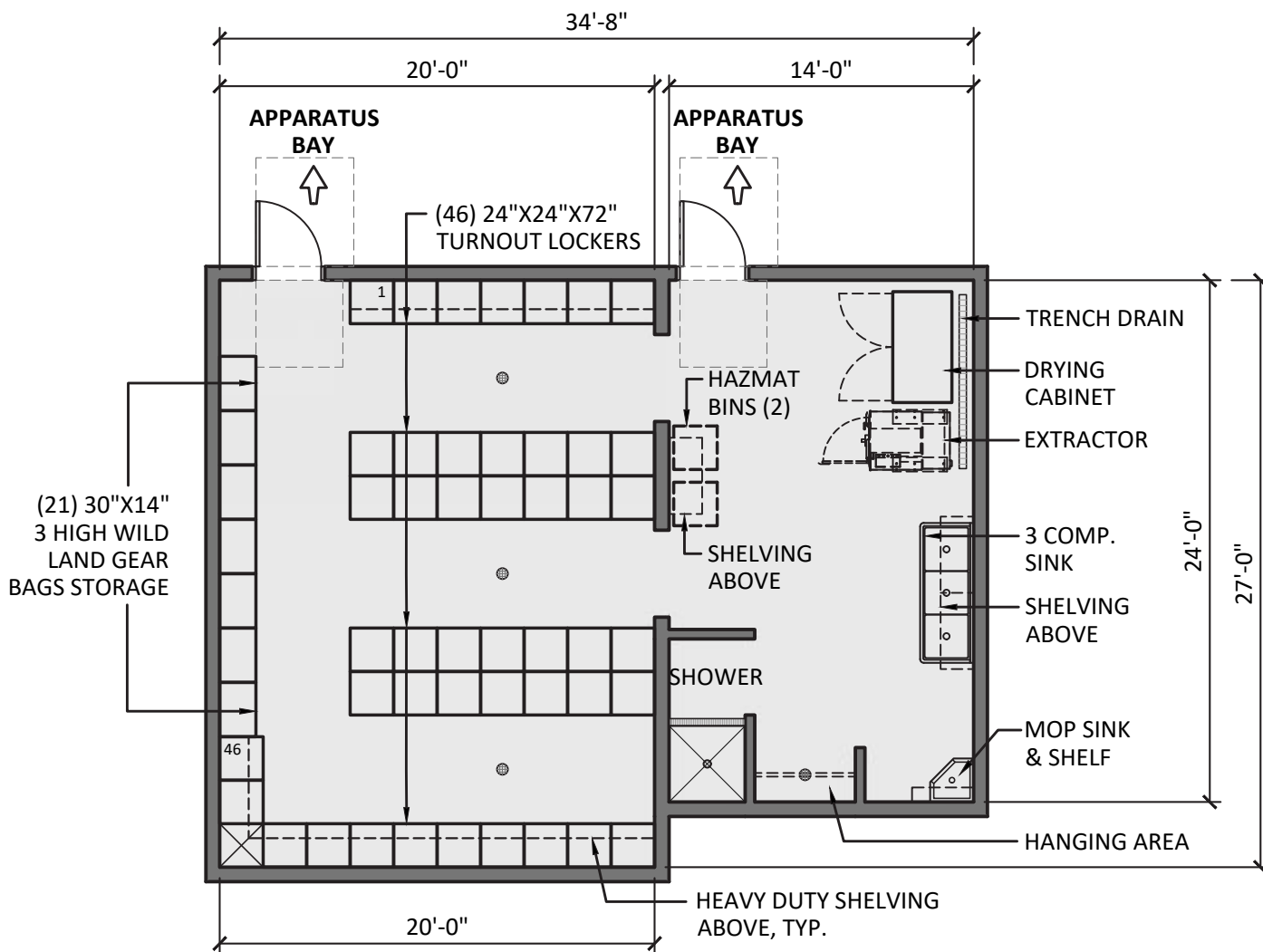
SCALE: 1/8"=1'-0"



CITY OF BERKELEY
FIRE HOUSE NO. 4
 ENGINE 4, FUTURE MEDIC 4



FIRE HOUSE - APPARATUS BAY/APPARATUS BAY SUPPORT

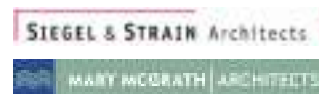


5. TURNOUT GEAR ROOM (876 S.F.)

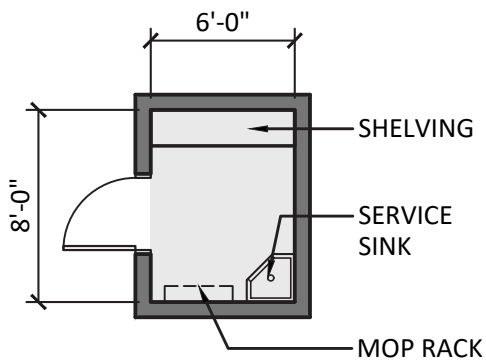
SCALE: 1/8"=1'-0"



CITY OF BERKELEY
FIRE HOUSE NO. 4
 ENGINE 4, FUTURE MEDIC 4

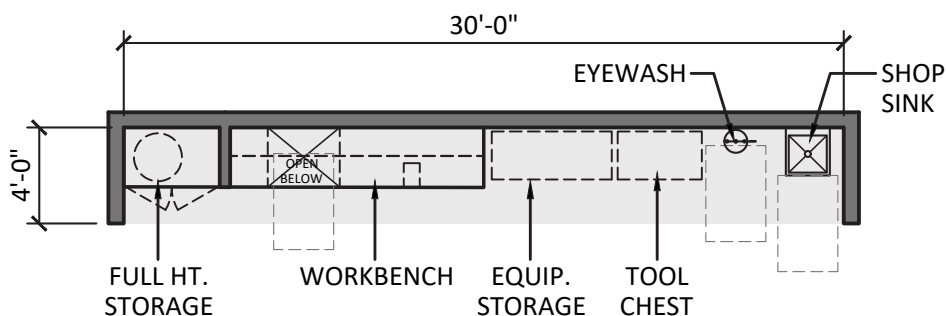


FIRE HOUSE - APPARATUS BAY/APPARATUS BAY SUPPORT



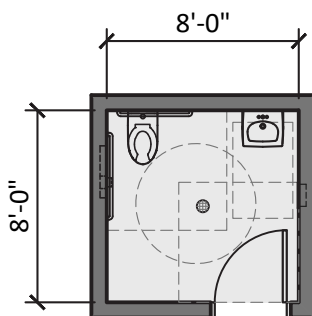
6. JANITOR ROOM (48 S.F.)

SCALE: 1/8"=1'-0"



7. WORKSHOP ALCOVE (120 S.F.)

SCALE: 1/8"=1'-0"

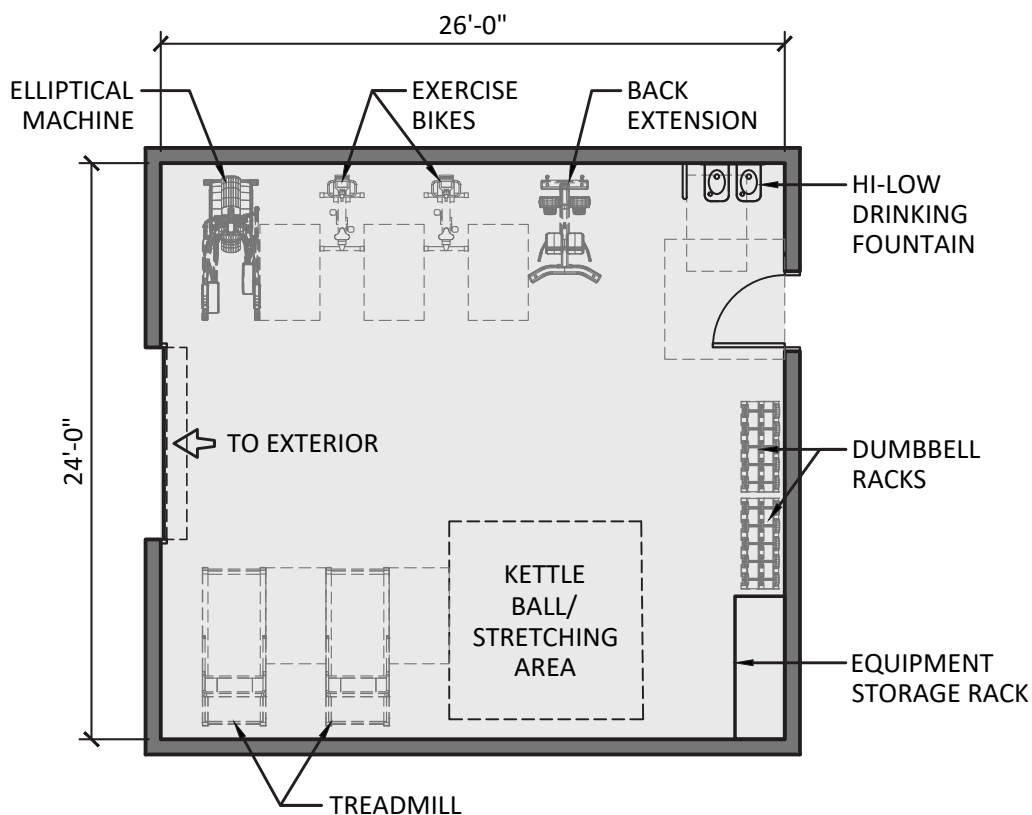


8. FIREFIGHTER RESTROOM (64 S.F.)

SCALE: 1/8"=1'-0"



FIRE HOUSE - APPARATUS BAY/APPARATUS BAY SUPPORT



9. FITNESS ROOM (624 S.F.)

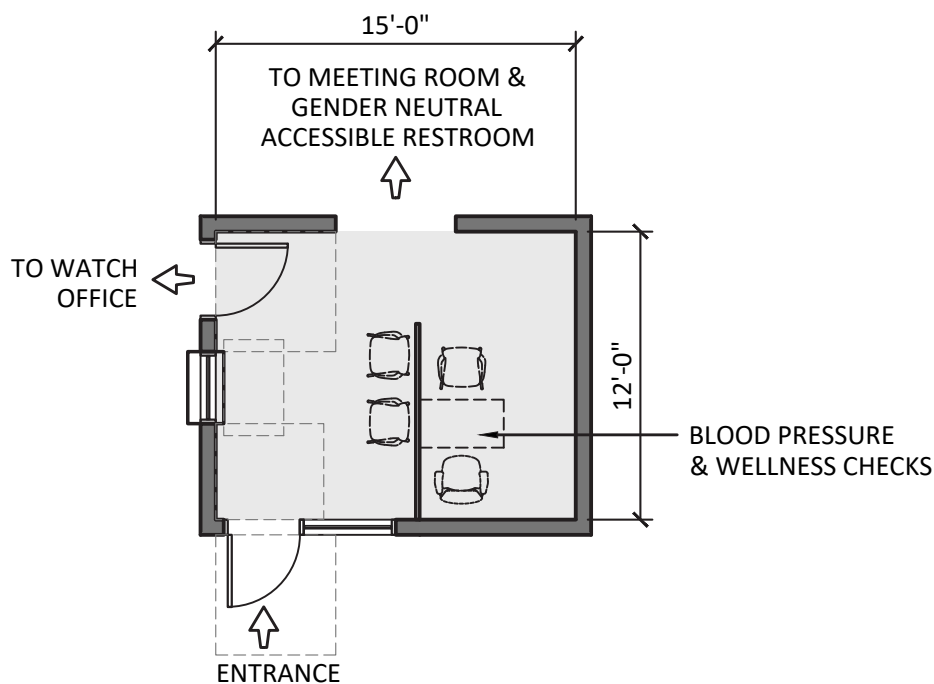
SCALE: 1/8"=1'-0"



CITY OF BERKELEY
FIRE HOUSE NO. 4
ENGINE 4, FUTURE MEDIC 4

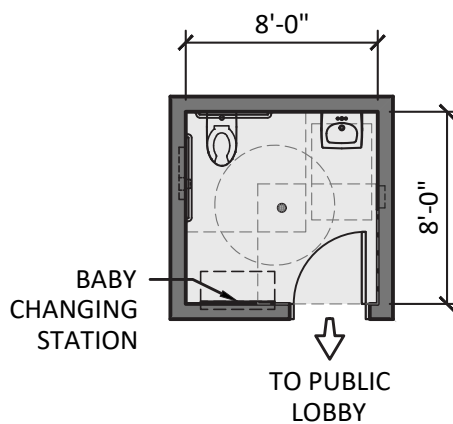


FIRE HOUSE - FIREFIGHTER OFFICES



10. FIRE HOUSE PUBLIC LOBBY (180 S.F.)

SCALE: 1/8"=1'-0"

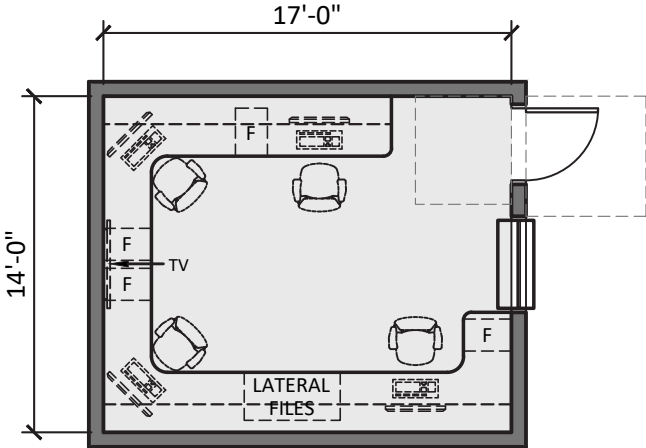


11. FIRE HOUSE PUBLIC RESTROOM (64 S.F.)

SCALE: 1/8"=1'-0"

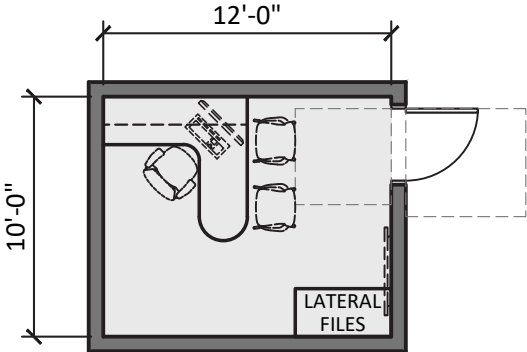


FIRE HOUSE - FIREFIGHTER OFFICES




12. WATCH OFFICE (238 S.F.)

SCALE: 1/8"=1'-0"

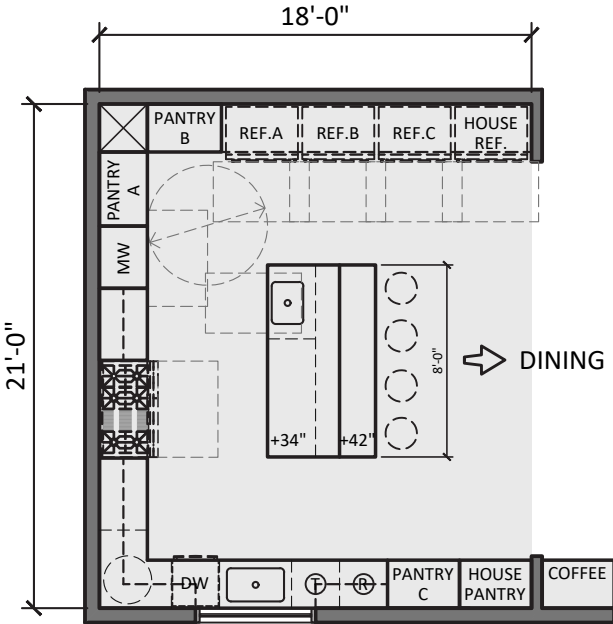


13. CAPTAIN'S OFFICE (120 S.F.)

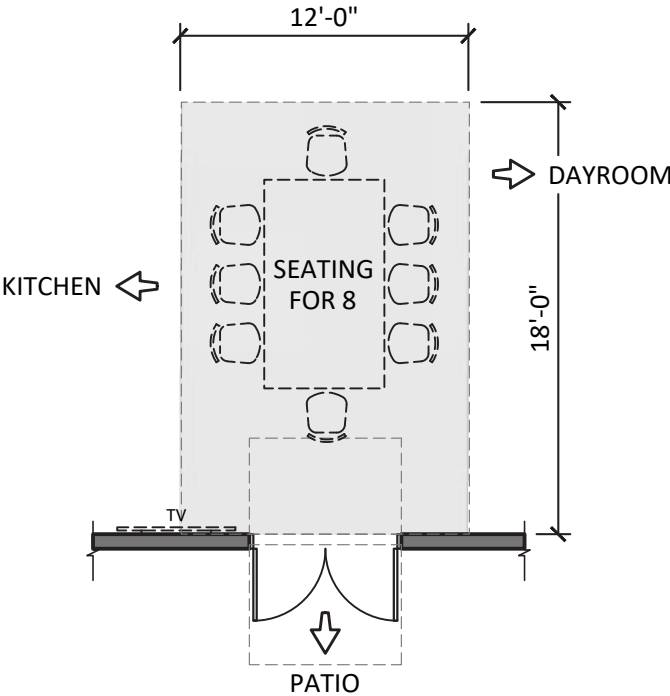
SCALE: 1/8"=1'-0"



FIRE HOUSE - FIREFIGHTER QUARTERS




14. KITCHEN (378 S.F.)
 SCALE: 1/8"=1'-0"



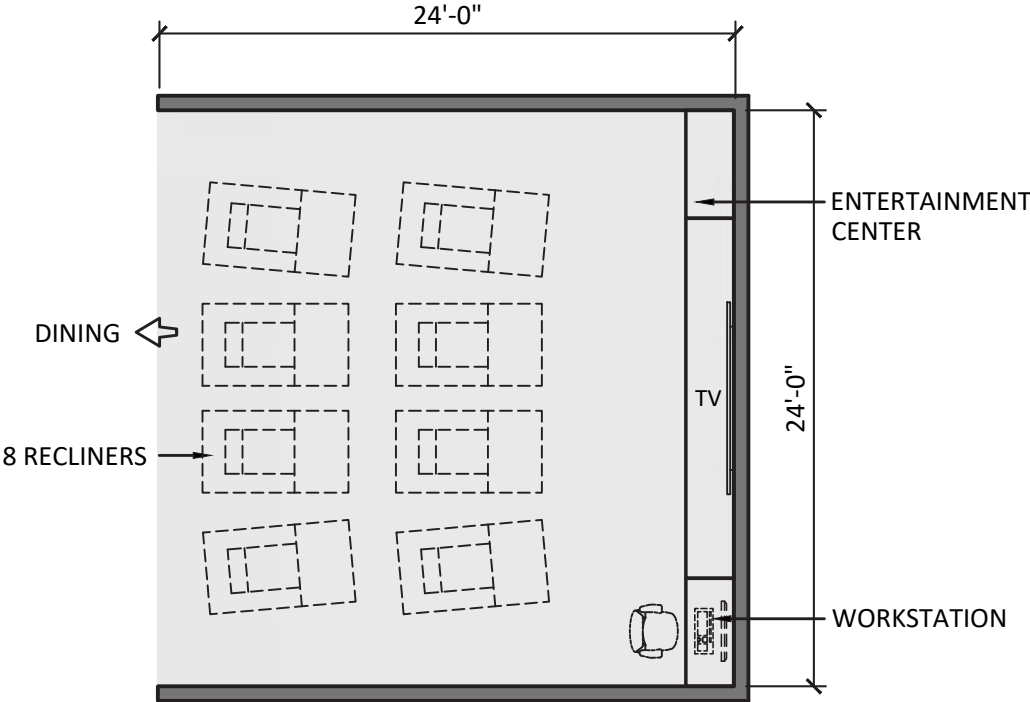
15. DINING AREA (216 S.F.)
 SCALE: 1/8"=1'-0"



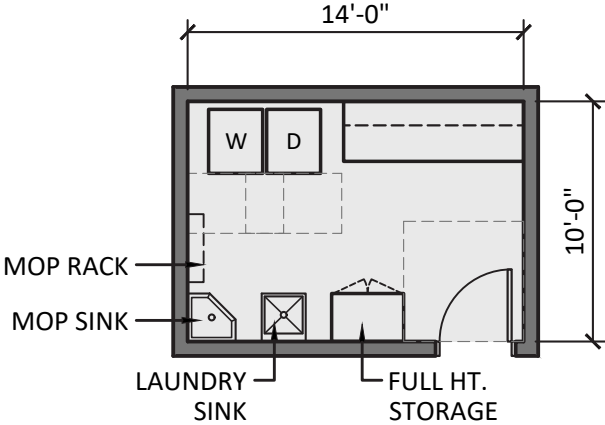
CITY OF BERKELEY
FIRE HOUSE NO. 4
 ENGINE 4, FUTURE MEDIC 4




FIRE HOUSE - FIREFIGHTER QUARTERS



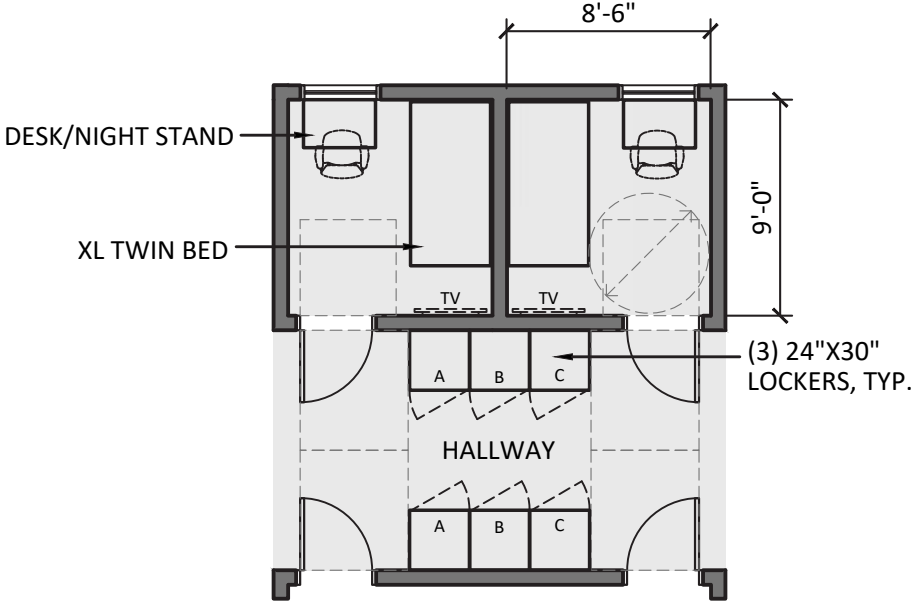
16. DAYROOM (576 S.F.)
SCALE: 1/8"=1'-0"



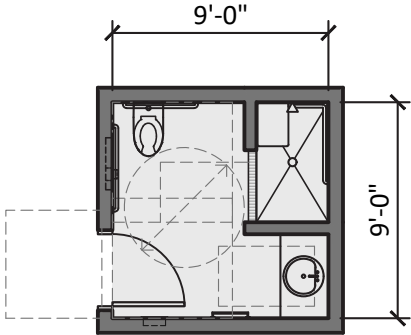
17. LAUNDRY ROOM (140 S.F.)
SCALE: 1/8"=1'-0"




FIRE HOUSE - FIREFIGHTER QUARTERS



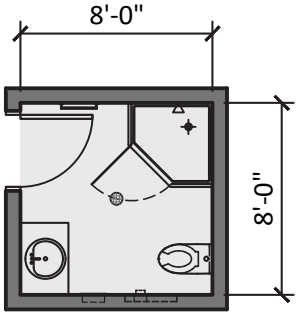
18. FIREFIGHTER BEDROOM - 6 (459 S.F.)
 SCALE: 1/8"=1'-0"



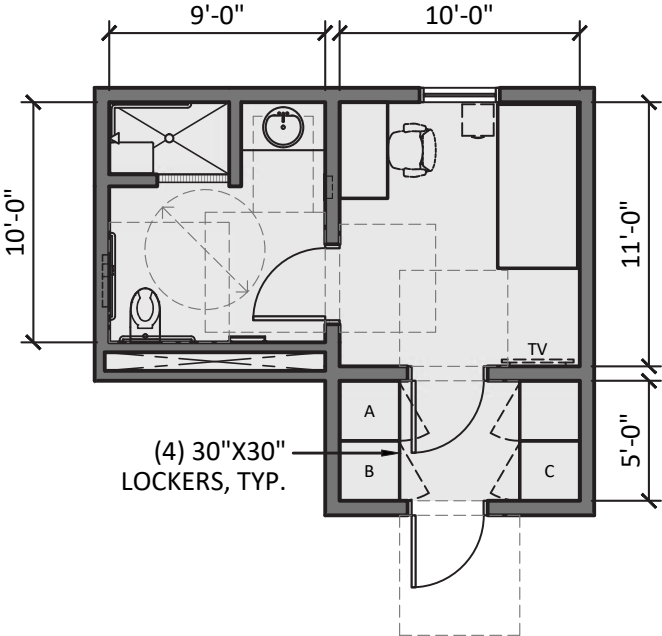
19. FIREFIGHTER BATHROOM - ADA (81 S.F.)
 SCALE: 1/8"=1'-0"




FIRE HOUSE - FIREFIGHTER QUARTERS



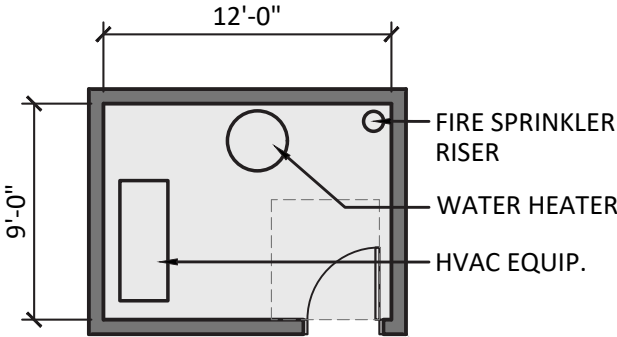
20. FIREFIGHTER BATHROOM - (3) 192 S.F.
SCALE: 1/8"=1'-0"



21. CAPTAIN BEDROOM, BATHROOM AND WORK AREA, ACCESSIBLE (250 S.F.)
SCALE: 1/8"=1'-0"

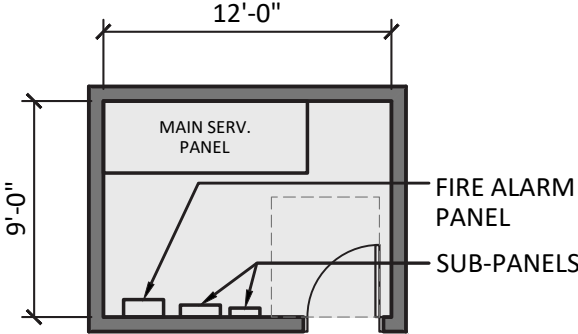


FIRE HOUSE - UTILITY SUPPORT/VERTICAL CIRCULATION



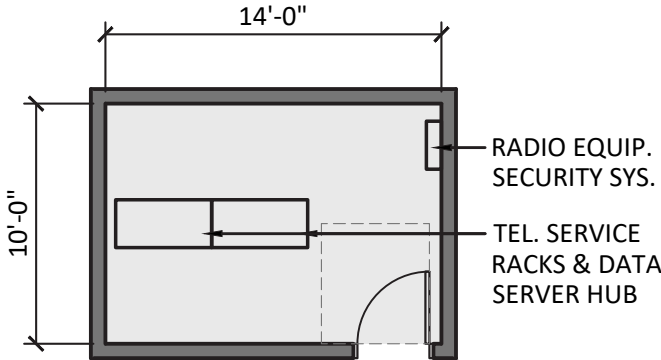
24. MECHANICAL ROOM (108 S.F.)

SCALE: 1/8"=1'-0"




25. ELECTRICAL ROOM (108 S.F.)

SCALE: 1/8"=1'-0"



26. COMMUNICATIONS ROOM (140 S.F.)

SCALE: 1/8"=1'-0"





SITE PLAN DIAGRAM

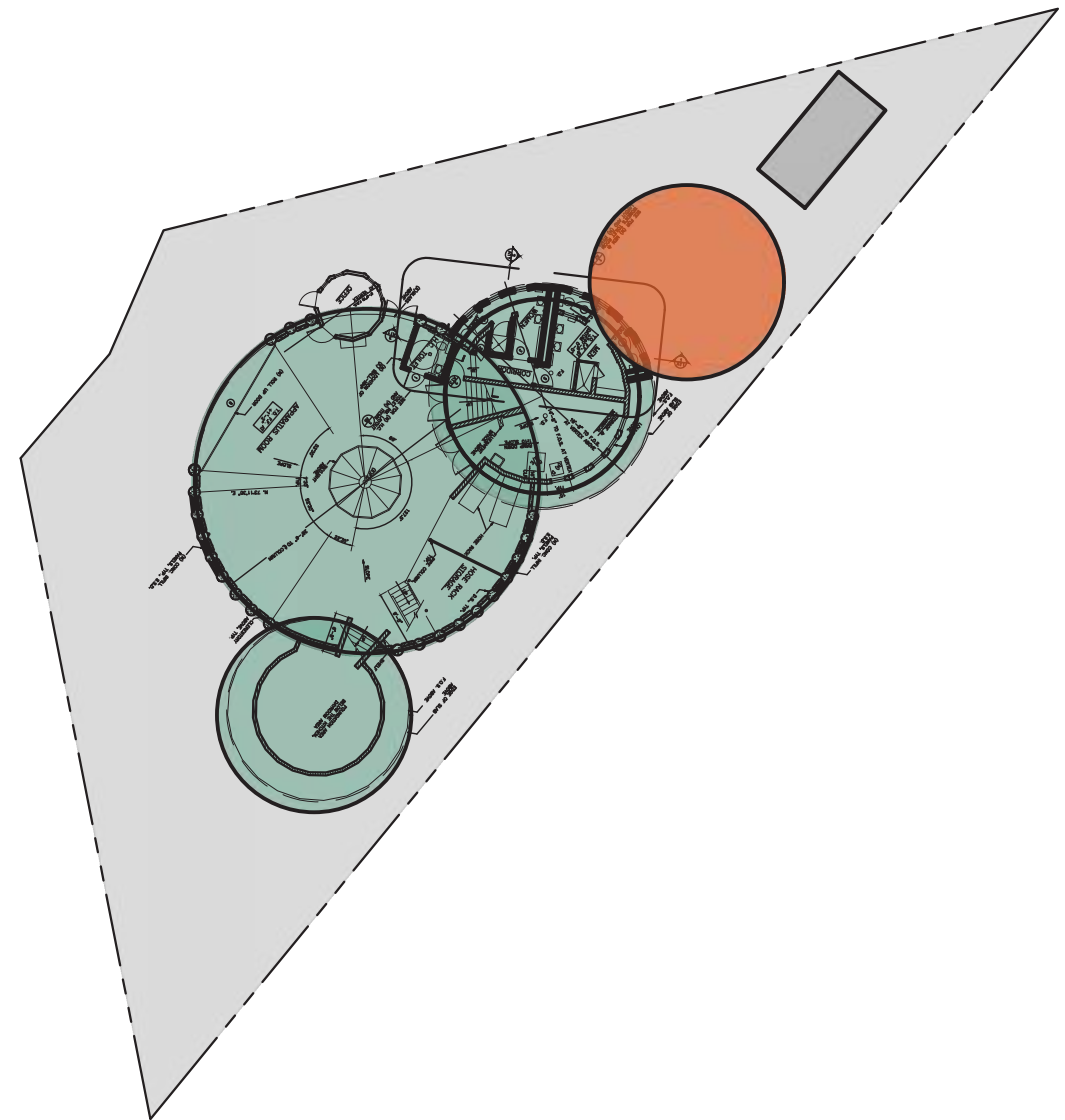
SCALE: 1/64" = 1'-0"

FIRE STATION NO. 4
2 STORY BUILDING

EXISTING LOT AREA: 12,623 S.F.
EXISTING BUILDING AREA: 5,341 S.F.
PROPOSED NEW BUILDING AREA: 1,600 S.F.

LEGEND:

-  EXISTING BUILDING AREA
-  PROPOSED NEW BUILDING AREA



CITY OF BERKELEY
FIRE SERVICE MASTER PLAN
SITE STUDIES

TITLE:

FIRE STATION NO. 4 - (OPTION 1 - BLDG. RENOVATION & ADDITIONAL AREA)
1900 MARIN AVENUE, BERKELEY, CA 94707

SIEGEL & STRAIN Architects
6201 DOYLE STREET, SUITE B,
EMERYVILLE, CA 94608
phone: 510.547.8092 | www.siegelstrain.com

MARY MCGRATH ARCHITECTS
610 16th STREET, SUITE 219, OAKLAND, CA 94612
phone: 510.208.9400
www.marymcgratharchitects.com



**FIRE STATION NO. 4
PROPOSED 2 STORY BUILDING**

PROPOSED LOT AREA: ±20,296 S.F.
 PROPOSED 1ST FLOOR: 8,667 S.F.
 PROPOSED 2ND FLOOR: 4,135 S.F.
 TOTAL BLDG. AREA: 12,802 S.F.



SITE & FIRST FLOOR DIAGRAM

SCALE: 1/32" = 1'-0"



**CITY OF BERKELEY
FIRE SERVICE MASTER PLAN
SITE STUDIES**

TITLE:

FIRE STATION NO. 4 - (OPTION 2 - NEW BUILDING, EXPANDED SITE AND ADD BASEMENT PARKING)

1900 MARIN AVENUE, BERKELEY, CA 94707

03.17.2023



6201 DOYLE STREET, SUITE B,
EMERYVILLE, CA 94608
phone: 510.547.8092 | www.siegelstrain.com



610 16th STREET, SUITE 219, OAKLAND, CA 94612
phone: 510.208.9400
www.marymcgratharchitects.com



FIRE STATION 5



CITY OF BERKELEY

FIRE HOUSE NO. 5

2680 SHATTUCK AVENUE, BERKELEY, CA 94704

DRAFT
MAY 08, 2023

PROJECT DESCRIPTION

Fire House No. 5 was expanded to 9,369 SF when it was seismically upgraded in 2012. In this expansion the living quarters were modified to provide space for 9 on-duty personnel per shift. The fire station currently houses 9 personnel per shift and Truck 5 (3), Engine 5 (3), Medic 5 (2), and Medic Intern (1). The staffing is planned to increase to 11 personnel per shift. The firehouse also houses a Type VI wildland unit, a reserve engine and a utility truck. Several of the units can not be housed in the apparatus bays.

Three options were evaluated. They include:

1. Renovation and expansion of the existing station on the second level to provide 16,983 SF of space. Parking requirements are not met with this solution.
2. Replace station on existing site without additional parking. Parking requirements are not met.
3. Replace station on existing site with 2 story, 16,983 SF station plus basement parking. Parking requirements are met with this solution.

The recommended option for this location is Option 3. All program criteria are met.

The ROM Project Budget for the Recommended Option 3 is \$53-58M not including escalation beyond 2024.



Fire House No. 5
Truck 5, Engine 5, Medic 5,
2680 Shattuck Avenue

CONCEPTUAL SPACE NEEDS OUTLINE

Fire House Company Make-up - Staffing Per shift	Current	Future
Truck 5 - Captain , Engineer, Firefighter/Paramedic	3	4
Engine 5 - Captain, Engineer, Firefighter/Paramedic	3	4
Medic 5 - Medic, EMT	2	2
Medic Intern	1	1
Type III 4X4 - Cross Staffed	0	0
Engine - Reserve	0	0
Utility Pick-up (F-250)	0	0
TOTAL CURRENT AND PLANNED STAFFING:	9	11

No.	Type of Space	Space Attributes	Square Footage	
			Program	Size
SITE OPERATIONS				
	Firefighter Parking	22 firefighter parking spaces, secure and separate from public parking	4,400	10'x20' ea.
	Visitor Parking	One regular and one ADA adjacent to entrance, shared with other public parking areas.	200	10' x 20
	Apparatus Washing Area	Adjacent to hydrant for refill and testing; locate at rear of App. Bays; provide clarifier for run-off	0	rear apron
	Hose Maintenance Area	Use rear apron area for cleaning hose; roll wet and store on apparatus	0	rear apron
	Yard Hydrant	Located at rear yard	0	rear apron
	Generator Area	Located at rear yard	150	10'x15'
	Fueling Area	Above Grade Convault System - 1,500 GA	240	12' x 20'
	Trash Enclosure	Exterior access for service; space for dumpster and recycling bins, Covered	150	10'x15'
	Flagpole	Flagpole area with lighting	25	5'x5'
	Outdoor Patio or Deck	Outdoor uses; adjacent to Kitchen	200	10'x20'

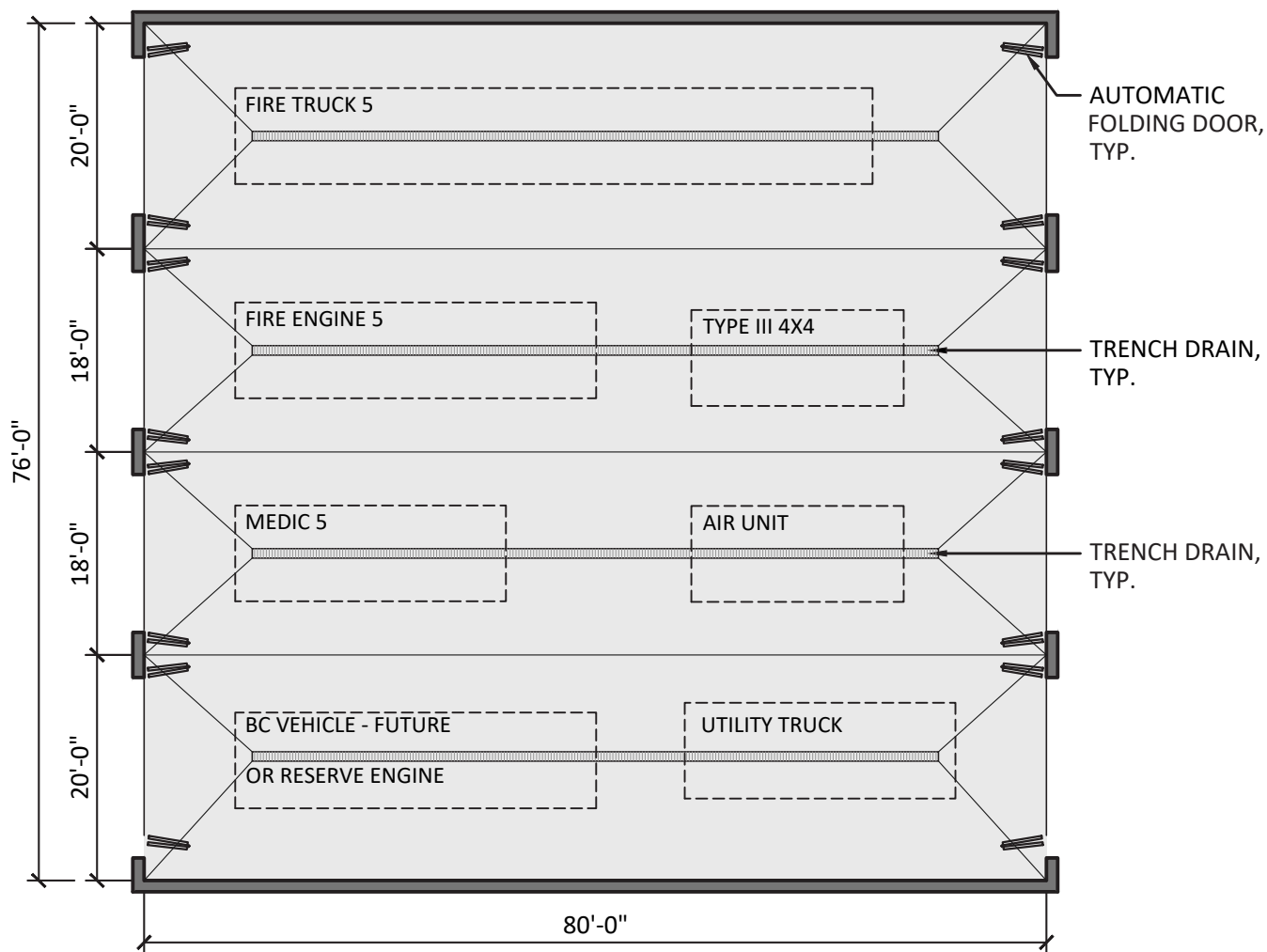
No.	Type of Space	Space Attributes	Square Footage	
			Program	Size
FIRE HOUSE - APP BAY/APP BAY SUPPORT				
1	Apparatus Bay (One Truck drive through bay, three double bays)	Truck, Engine, Medic - Front line apparatus. Type III 4x4, Reserve Engine, Air Unit, Utility Truck - Second Line Storage. Systems include tailpipe exhaust, power and air cord drops to each vehicle; electric heating system; night lighting; bi-folding auto-close doors; trench drains	6,080	(2) 20' x 80' (2) 18' x 80'
2	Medical Supply Closet	Heavy Duty Shelving; medical supplies off of apparatus bay.	24	3' x 8'
3	Clean Up	Clean-up sink, shelving, Alcove in bay.	18	3' x 6'
4	Equipment Storage	Yard equipment, bike storage (LEED Requirement), compressor	96	8' x 12'
5	Turnout Gear Room	Two lockers for each assigned personnel (11 Personnel per day x 3 = 33), 66 lockers); 4 unassigned for 70 total lockers. Power at each locker, continuous exhaust fan, floor drain, heavy duty shelving; wildland gear bags. Dirty area in room with Extractor and Dryer, decon shower and hanging area. Part of response return path.	1,200	24' x 50'
6	Janitor Room	Service sink, mop rack; janitorial supplies;	48	6' x 8'
7	Work Shop Alcove	Work bench/shop area for vise, peg board, tool storage with large flat work surface, Misc. equipment storage, tool chest, Full height storage cabinet, shop sink and eyewash.	120	4' x 30'
8	Firefighter Restroom	Fire fighter toilet and sink, off of apparatus bay	64	8' x 8'
9	Fitness Room	Dedicated Fitness Room	624	26' x 24'
Fire House - App Bay/Support Subtotal			8,274	
No.	Type of Space	Space Attributes	Square Footage	
			Program	Size
FIRE HOUSE - FIREFIGHTER OFFICES				
10	Fire House Public Lobby	Lobby with seating; adjacent to the public restroom. Service window separation between Watch Office and lobby. Alcove in Lobby for Blood Pressure and other wellness checks.	180	12' x 15'
11	Fire House Public Restroom	One All Gender Restroom, accessible, off of Lobby	64	8'x8'
12	Watch Office	Workstations for 4-persons; provide space for lateral file cabinets (one cabinet per company) copy machine and office supply storage, book shelving; conference function	238	14' x 17'
13	Captains Office (Truck Captain and Engine Captain)	Workstation for 2-persons; provide space for (6) lateral file cabinets.	120	12' x 10'
Fire House - Firefighter Offices Subtotal			602	

No.	Type of Space	Space Attributes	Square Footage	
			Program	Size
FIRE HOUSE - FIREFIGHTER QUARTERS				
14	Kitchen	3-refrigerators; 3-shift pantries; 1-house pantry and refrigerator; 2-dishwasher; electric induction range/oven with hood; large microwave; large, 12" deep sink with disposer; prep sink at island; trash and recycling areas; coffer service area; open to Dining Area	378	18' x 21'
15	Dining Area	Seating for 12 persons; wall-mounted TV; open to kitchen; open to Day Room	252	12' x 21'
16	Day Room	Seating for 12 with recliner chairs; entertainment center and book shelving; Open to Dining, one work station along wall.	720	24' x 30'
17	Laundry Room	Service sink; countertop; janitorial supplies; mop rack, Washer/Dryer	140	10' x 14'
18	Firefighter Bedroom	9-separate bedrooms each containing desk, chair, wall-mounted TV, 1 bed with lockers outside door.	689	8'-6" x 9' (9)
19	Firefighter Bathroom ADA	1 accessible restroom with shower, sink, toilet	81	9' x 9'
20	Firefighter Bathrooms	4 restrooms with shower, sink, toilet	256	8' x 8' (4)
21	Captain Bedroom, Bathroom and Work Area, Accessible	2-separate bedrooms each containing desk, chair, wall-mounted TV, 1 bed. One with accessible in-suite bathroom.	500	10' x 11' (2) 5' x 10' (2) 10' x 9' (2)
Fire House - Firefighter Quarters Subtotal			3,016	

No.	Type of Space	Space Attributes	Square Footage	
			Program	Size
UTILITY SUPPORT/VERTICAL CIRCULATION				
22	Mechanical Room	HVAC equipment; hot water heater; fire sprinkler riser	108	9' x 12'
23	Electrical Room	Main service panel, fire alarm panel; sub panels	108	9' X 12'
24	Communications Room	Telephone service racks, alert response system hub, data server hub, radio equipment; security system	140	10' x 14'
25	Stairs	(2x) for each level. Two stairways from the second floor for exiting	576	18' x 8'
26	Fire House Elevator	Elevator and machine room	240	8' x 10' (3)
Utility Support/ Vertical Circulation Subtotal			1,172	

Engine 5, Truck 5, Medic 5: Summary		Program	
Fire House - App Bay/Bay Support Subtotal		8,274	
Fire House - Firefighter Offices Subtotal		602	
Fire House - Firefighter Quarters Subtotal		3,016	
Utility Support/Vertical Circulation Subtotal		1,172	
BUILDING SUBTOTAL (SF)		13,064	
Circulation at 30%		3,919	
Engine 5, Truck 5, Medic 5: GRAND TOTAL (SF)		16,983	

FIRE HOUSE - APPARATUS BAY/APPARATUS BAY SUPPORT



1. APPARATUS BAY - 4 DRIVE-THROUGH BAYS (6,080 S.F.)

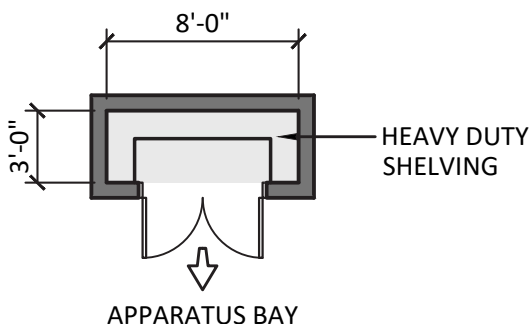
SCALE: 1/16"=1'-0"



CITY OF BERKELEY
FIRE HOUSE NO. 5
 TRUCK 5, ENGINE 5, MEDIC 5

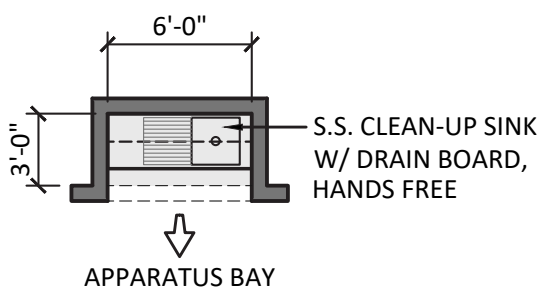


FIRE HOUSE - APPARATUS BAY/APPARATUS BAY SUPPORT



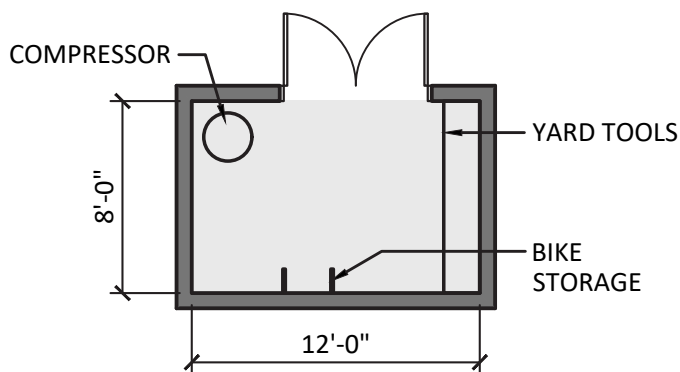
2. MEDICAL SUPPLY CLOSET (24 S.F.)

SCALE: 1/8"=1'-0"



3. CLEAN-UP (18 S.F.)

SCALE: 1/8"=1'-0"

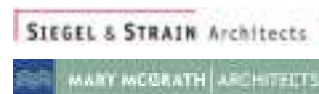


4. EQUIPMENT STORAGE (96 S.F.)

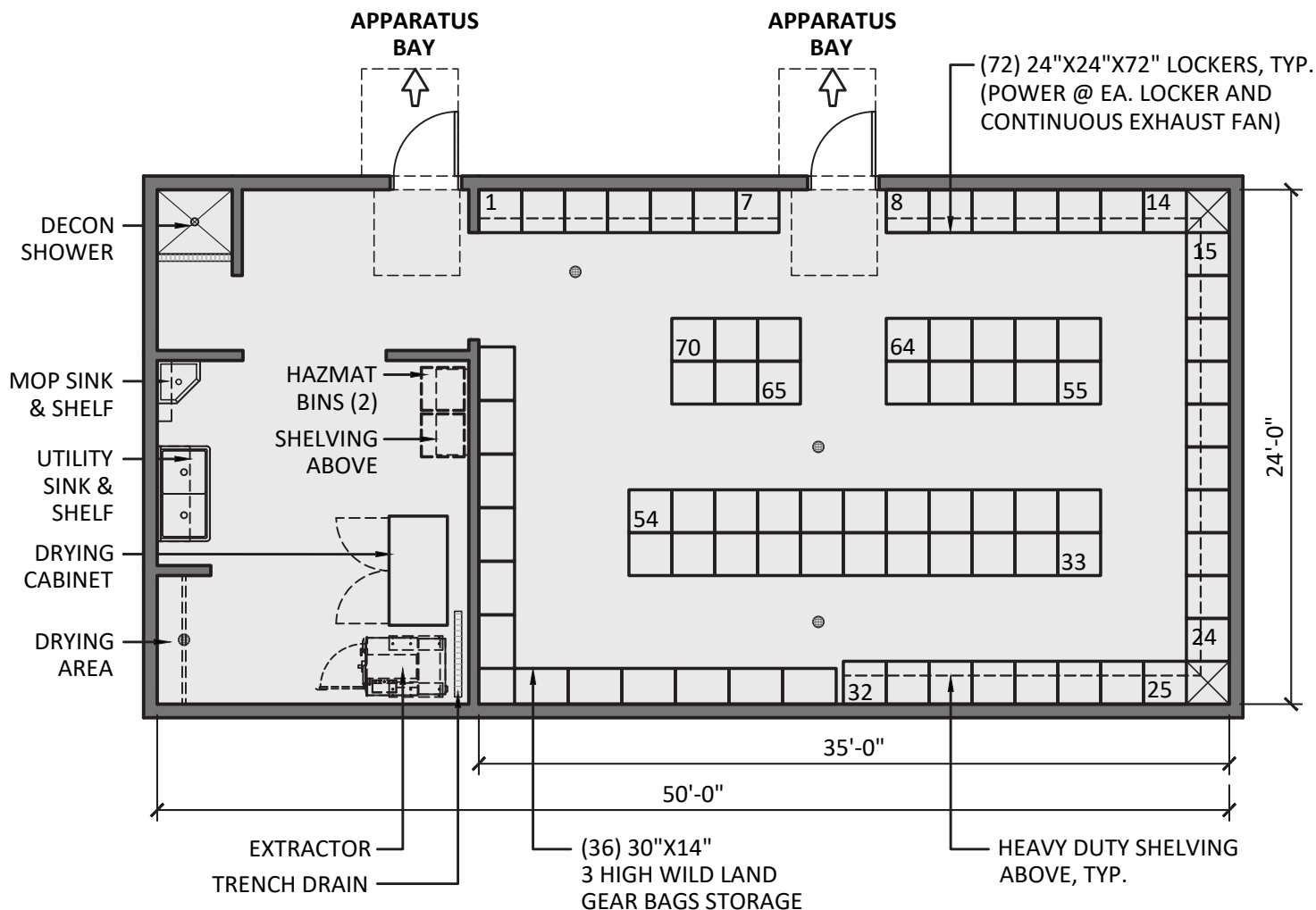
SCALE: 1/8"=1'-0"



CITY OF BERKELEY
FIRE HOUSE NO. 5
 TRUCK 5, ENGINE 5, MEDIC 5



FIRE HOUSE - APPARATUS BAY/APPARATUS BAY SUPPORT



5. TURNOUT GEAR ROOM (1,200 S.F.)

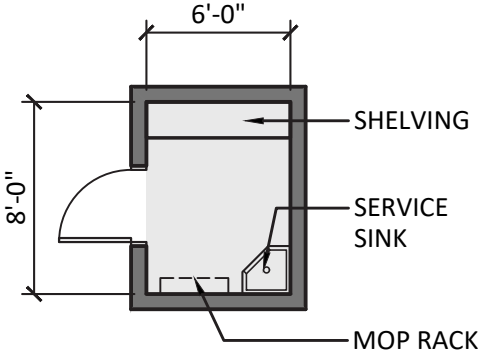
SCALE: 1/8"=1'-0"



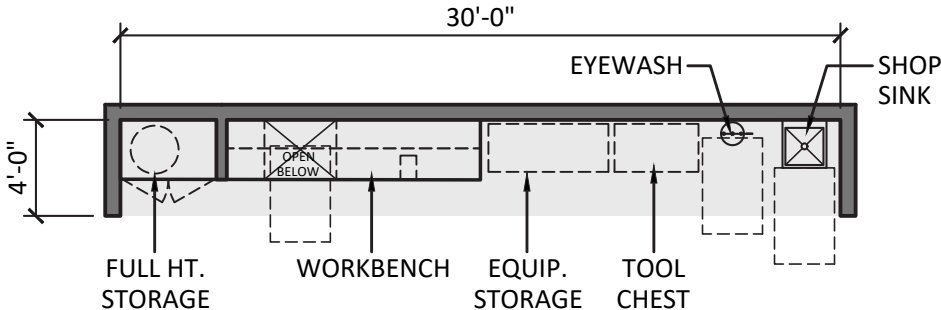
CITY OF BERKELEY
FIRE HOUSE NO. 5
 TRUCK 5, ENGINE 5, MEDIC 5



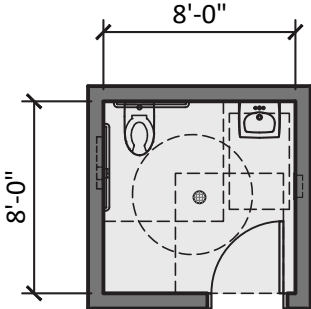
FIRE HOUSE - APPARATUS BAY/APPARATUS BAY SUPPORT




6. JANITOR ROOM (48 S.F.)
 SCALE: 1/8"=1'-0"



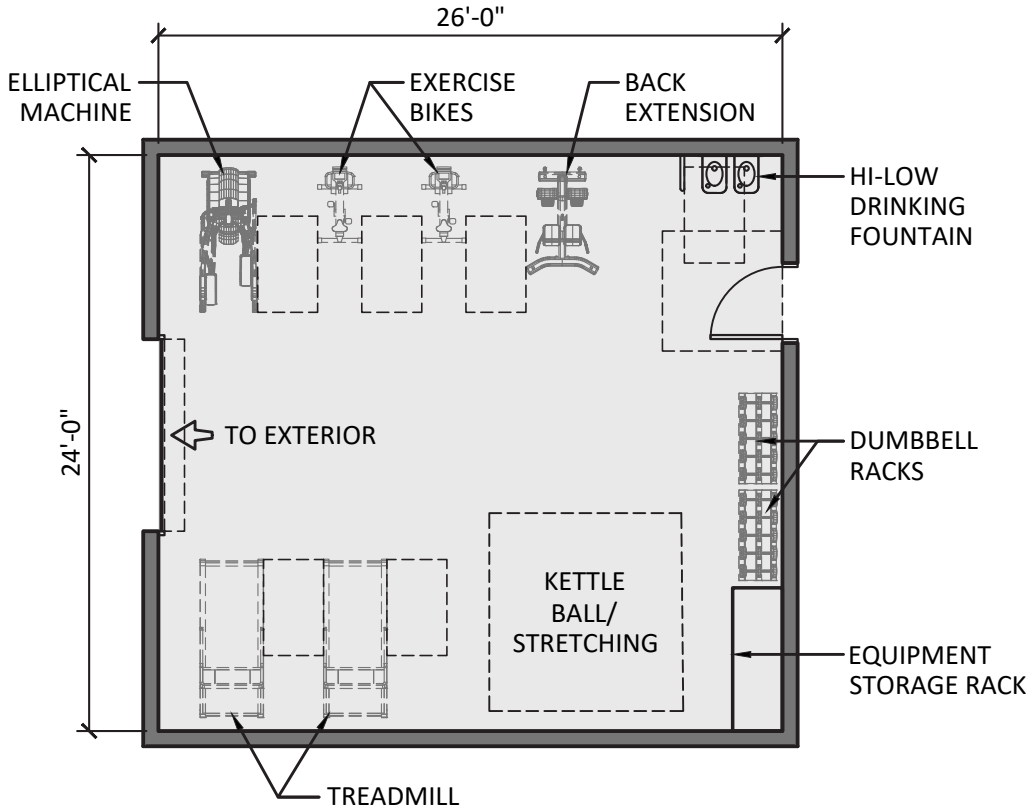
7. WORKSHOP ALCOVE (120 S.F.)
 SCALE: 1/8"=1'-0"



8. FIREFIGHTER RESTROOM (64 S.F.)
 SCALE: 1/8"=1'-0"




FIRE HOUSE - APPARATUS BAY/APPARATUS BAY SUPPORT




9. FITNESS ROOM (624 S.F.)

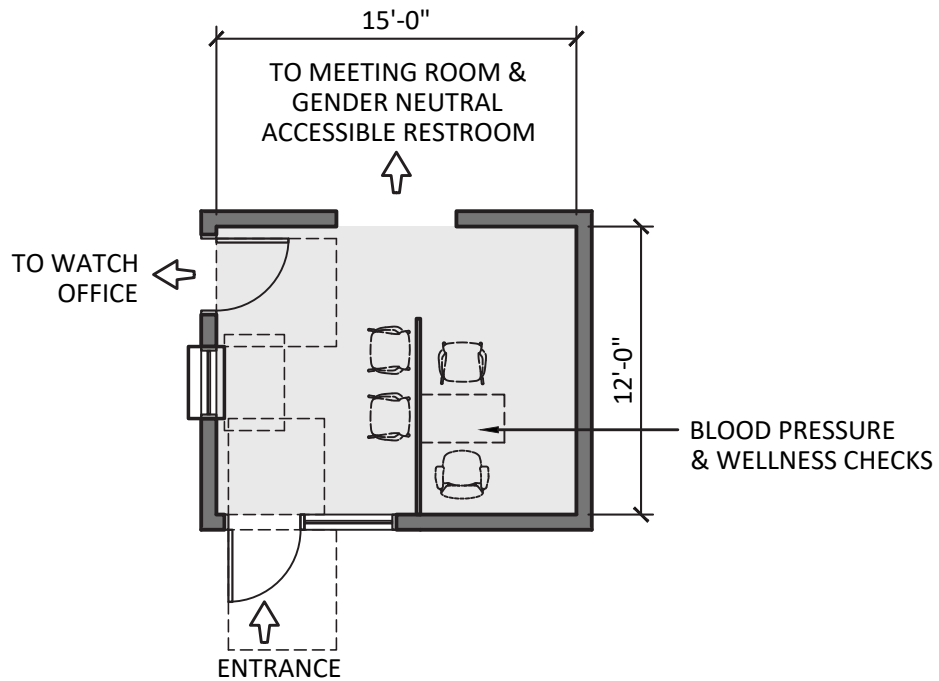
SCALE: 1/8"=1'-0"



CITY OF BERKELEY
FIRE HOUSE NO. 5
TRUCK 5, ENGINE 5, MEDIC 5

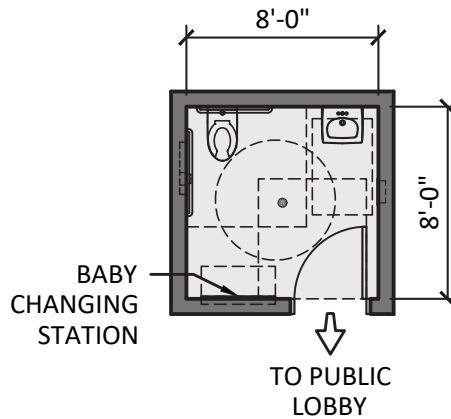


FIRE HOUSE - FIREFIGHTER OFFICES




10. FIRE HOUSE PUBLIC LOBBY (180 S.F.)

SCALE: 1/8"=1'-0"

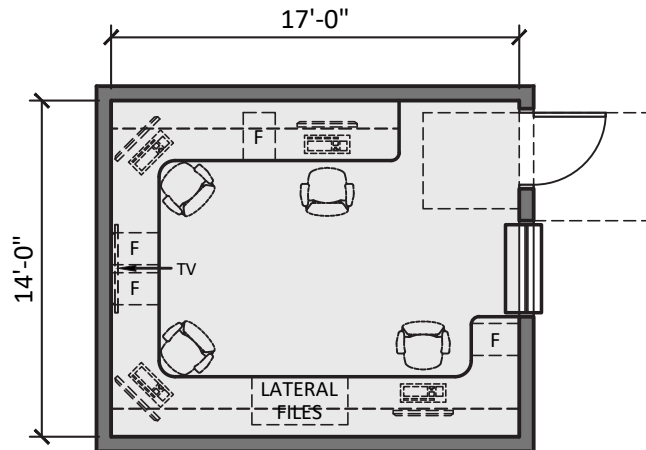


11. FIRE HOUSE PUBLIC RESTROOM (64 S.F.)

SCALE: 1/8"=1'-0"

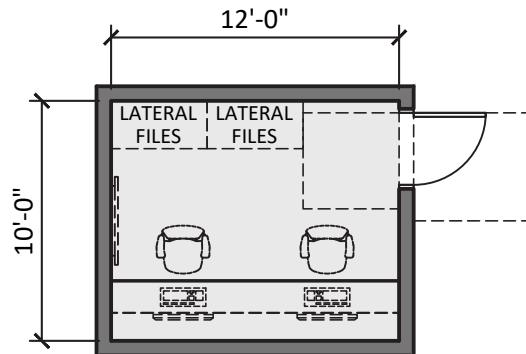


FIRE HOUSE - FIREFIGHTER OFFICES



12. WATCH OFFICE (238 S.F.)

SCALE: 1/8"=1'-0"

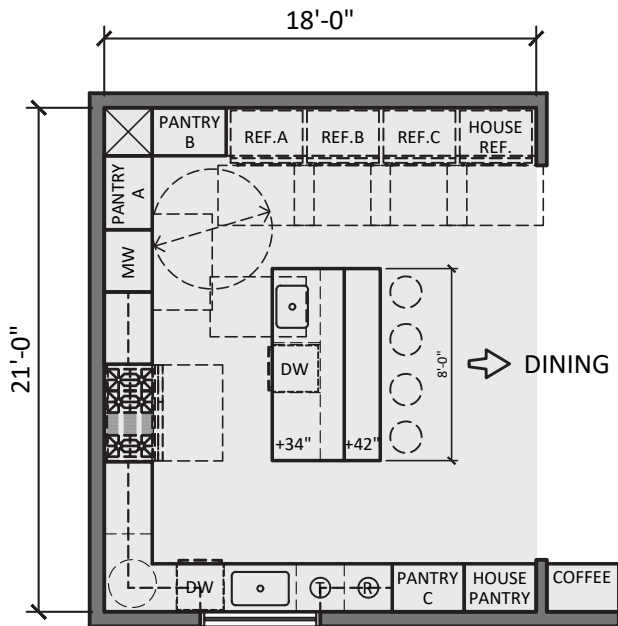


13. CAPTAIN'S OFFICE (120 S.F.)

SCALE: 1/8"=1'-0"

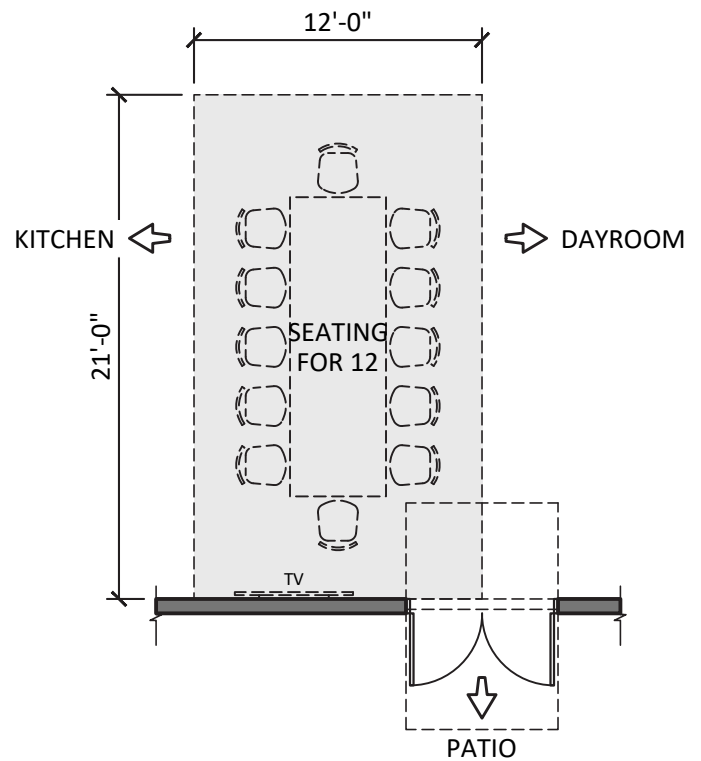


FIRE HOUSE - FIREFIGHTER QUARTERS



14. KITCHEN (378 S.F.)

SCALE: 1/8"=1'-0"



15. DINING AREA (252 S.F.)

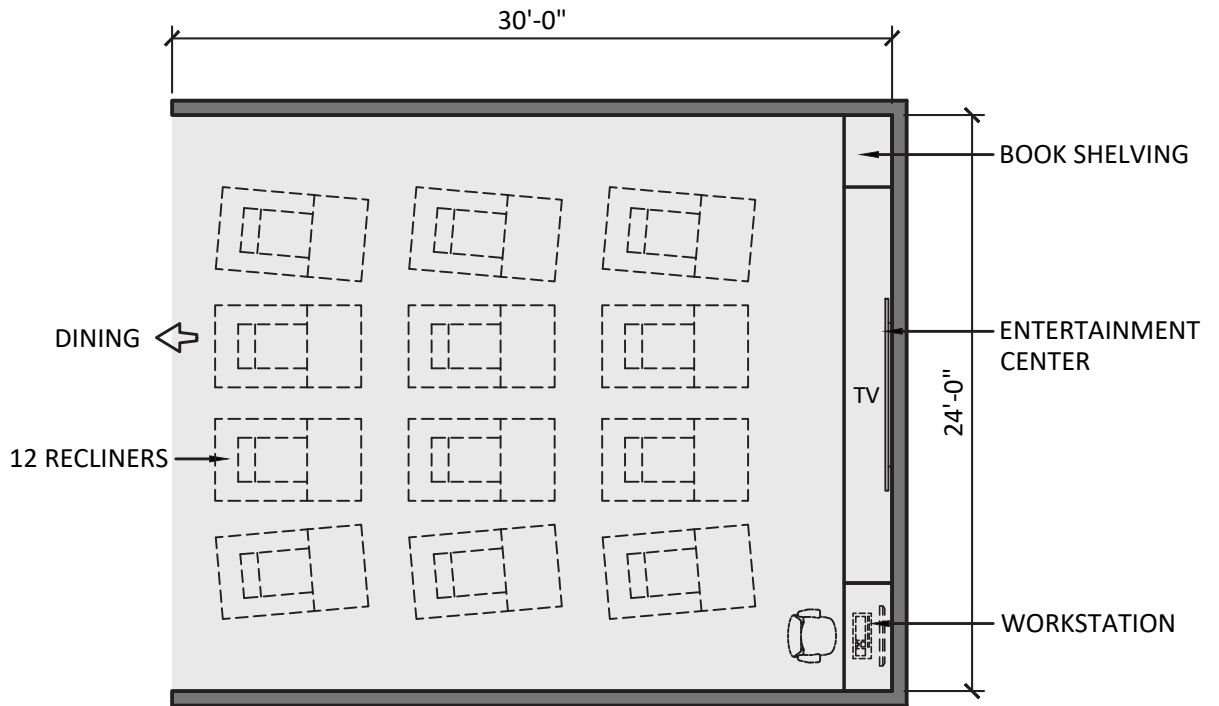
SCALE: 1/8"=1'-0"



CITY OF BERKELEY
FIRE HOUSE NO. 5
 TRUCK 5, ENGINE 5, MEDIC 5

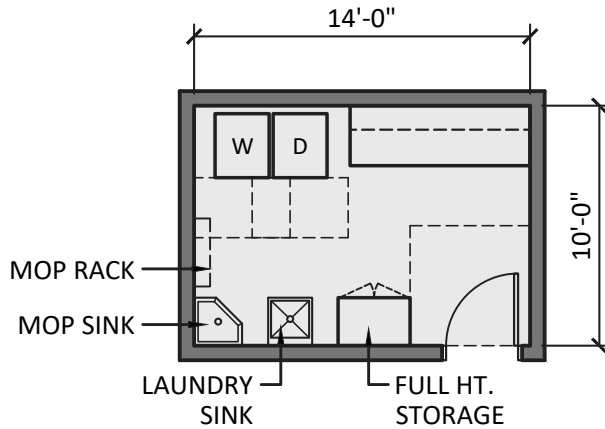


FIRE HOUSE - FIREFIGHTER QUARTERS



16. DAYROOM (720 S.F.)

SCALE: 1/8"=1'-0"




17. LAUNDRY ROOM (140 S.F.)

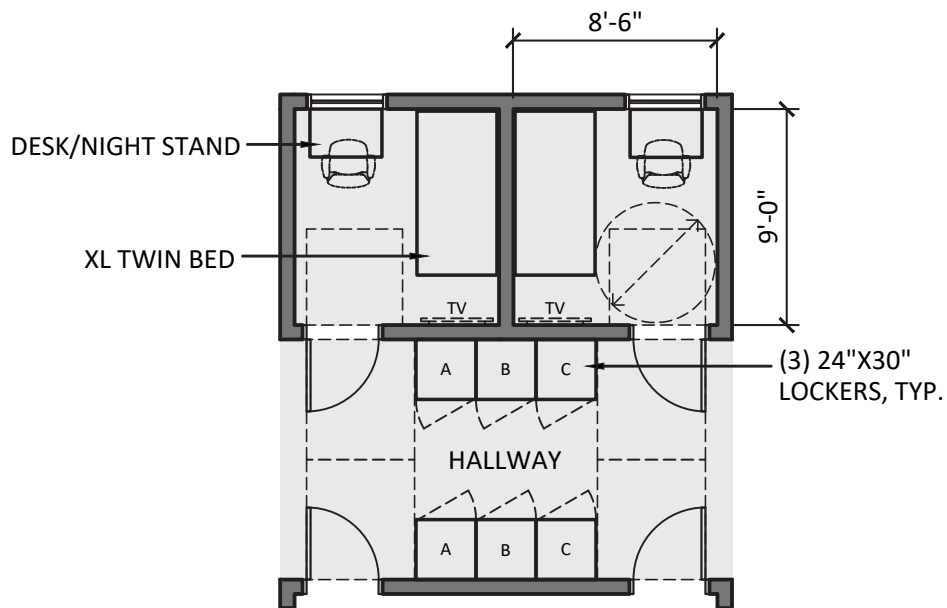
SCALE: 1/8"=1'-0"



CITY OF BERKELEY
FIRE HOUSE NO. 5
TRUCK 5, ENGINE 5, MEDIC 5

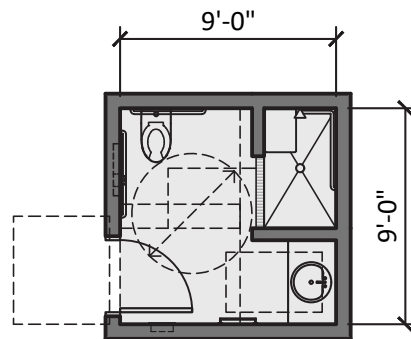


FIRE HOUSE - FIREFIGHTER QUARTERS



18. FIREFIGHTER BEDROOM - 9 (689 S.F.)

SCALE: 1/8"=1'-0"

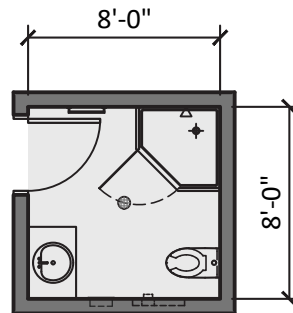


19. FIREFIGHTER BATHROOM - ADA (81 S.F.)

SCALE: 1/8"=1'-0"

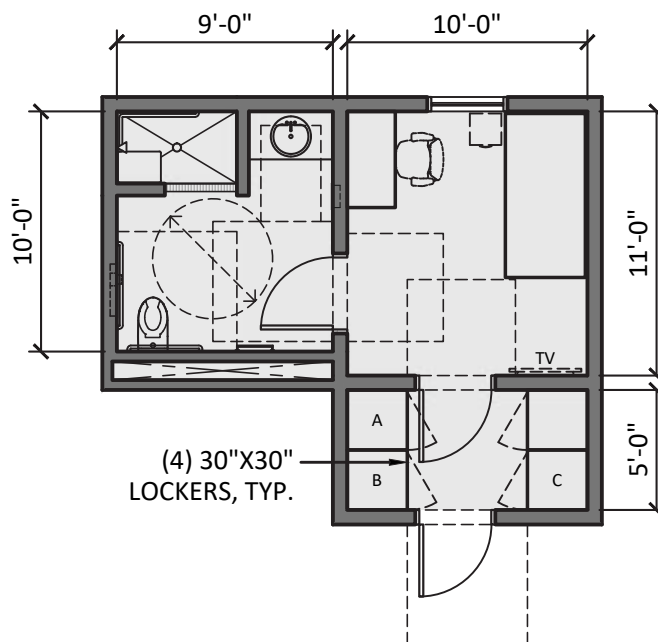


FIRE HOUSE - FIREFIGHTER QUARTERS



20. FIREFIGHTER BATHROOM - 4 (256 S.F.)

SCALE: 1/8"=1'-0"



21. CAPTAIN BEDROOM, BATHROOM AND WORK AREA, ACCESSIBLE - 2 (500 S.F.)

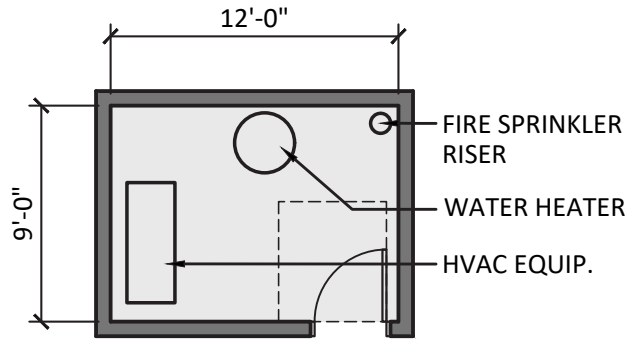
SCALE: 1/8"=1'-0"



CITY OF BERKELEY
FIRE HOUSE NO. 5
 TRUCK 5, ENGINE 5, MEDIC 5

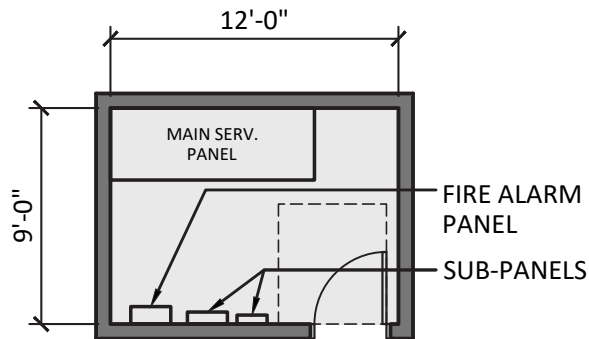


FIRE HOUSE - UTILITY SUPPORT/VERTICAL CIRCULATION



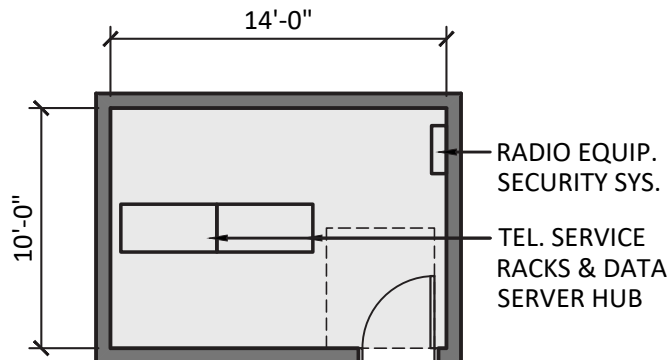
22. MECHANICAL ROOM (108 S.F.)

SCALE: 1/8"=1'-0"



23. ELECTRICAL ROOM (108 S.F.)

SCALE: 1/8"=1'-0"



24. COMMUNICATIONS ROOM (140 S.F.)

SCALE: 1/8"=1'-0"



CITY OF BERKELEY
FIRE HOUSE NO. 5
 TRUCK 5, ENGINE 5, MEDIC 5





FIRE STATION NO. 5
 2 STORY BUILDING
 EXISTING LOT AREA:

17,300 S.F.

LEGEND:

 EXISTING BUILDING AREA

SITE / FIRST FLOOR DIAGRAM

SCALE: 1/64" = 1'-0"



CITY OF BERKELEY
 FIRE SERVICE MASTER PLAN
 SITE STUDIES

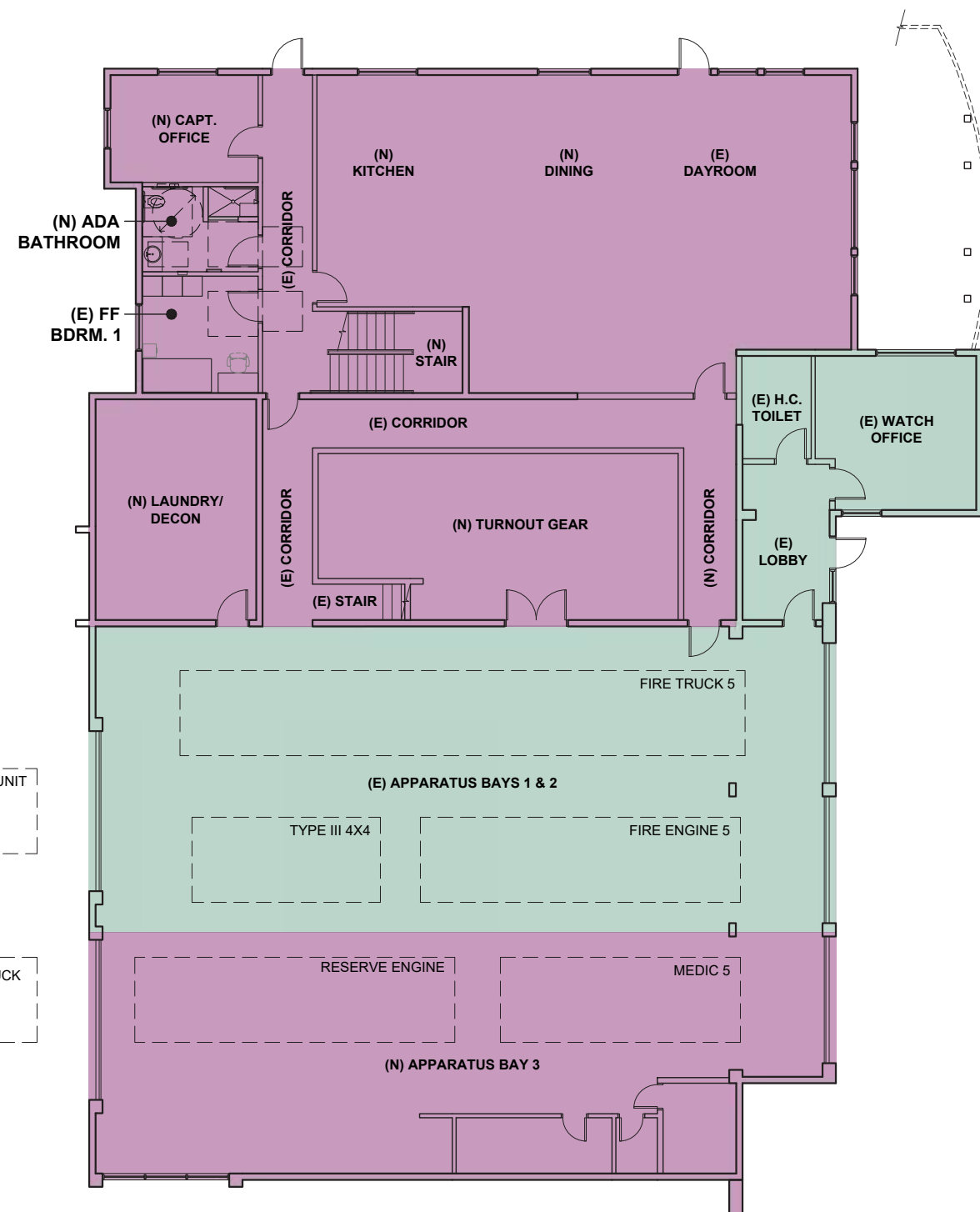
TITLE:

FIRE STATION NO. 5 - SITE PLAN (OPTION 1 - BLDG. RENOVATION & ADDITIONAL AREA)
 2680 SHATTUCK AVENUE, BERKELEY, CA 94704

03.17.2023

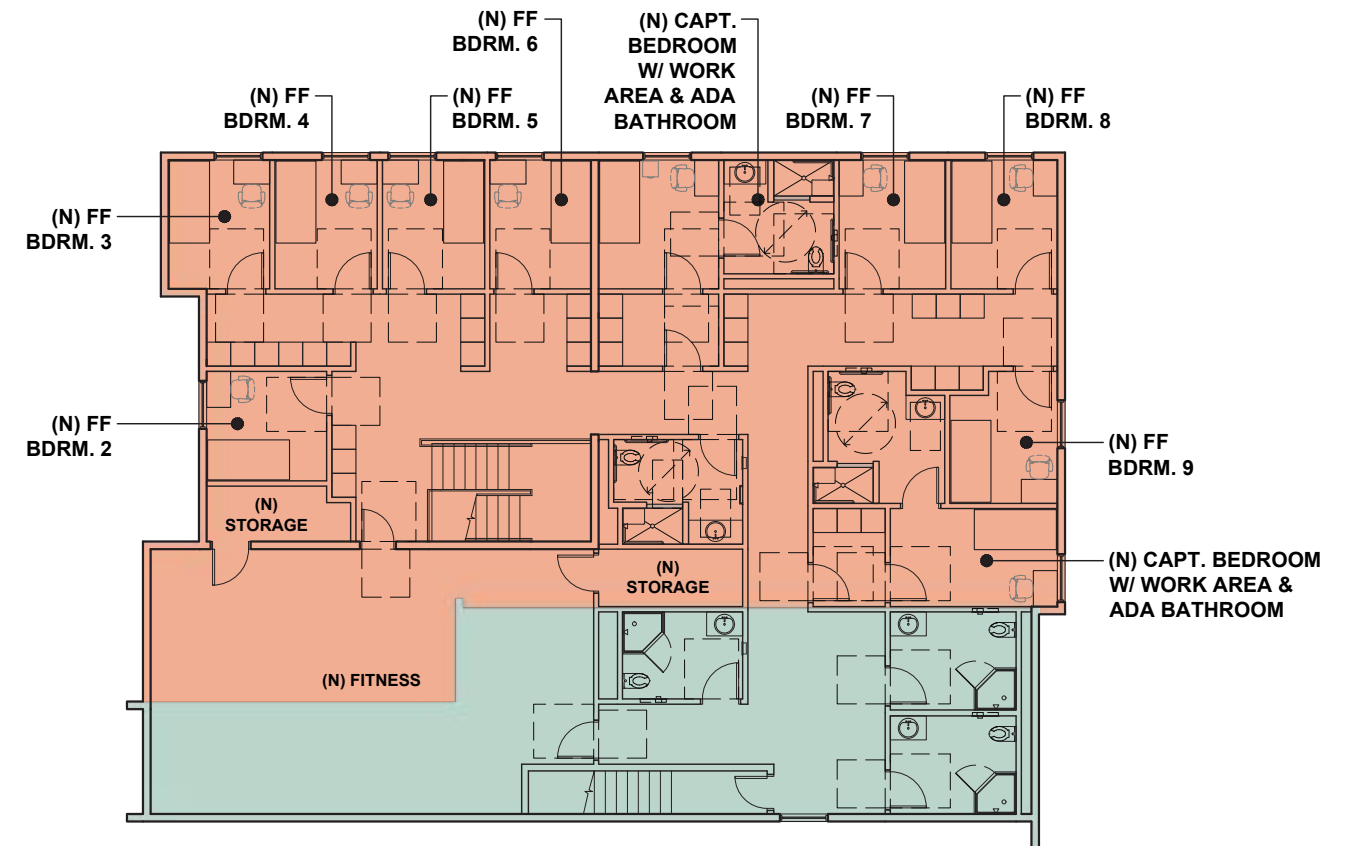
SIEGEL & STRAIN Architects
 6201 DOYLE STREET, SUITE B,
 EMERYVILLE, CA 94608
 phone: 510.547.8092 | www.siegelstrain.com

MARY MCGRATH ARCHITECTS
 610 16th STREET, SUITE 219, OAKLAND, CA 94612
 phone: 510.208.9400
 www.marymcgratharchitects.com



FIRST FLOOR DIAGRAM

SCALE: 1/16" = 1'-0"



SECOND FLOOR DIAGRAM

SCALE: 1/16" = 1'-0"

FIRE STATION NO. 5

2 STORY BUILDING

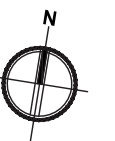
EXISTING SECOND FLOOR AREA: 1,132 S.F.
 EXISTING FIRST FLOOR AREA: 8,404 S.F.
 EXISTING TOTAL BLDG. AREA: 9,536 S.F.
 ADDED SECOND FLOOR AREA: 3,004 S.F.

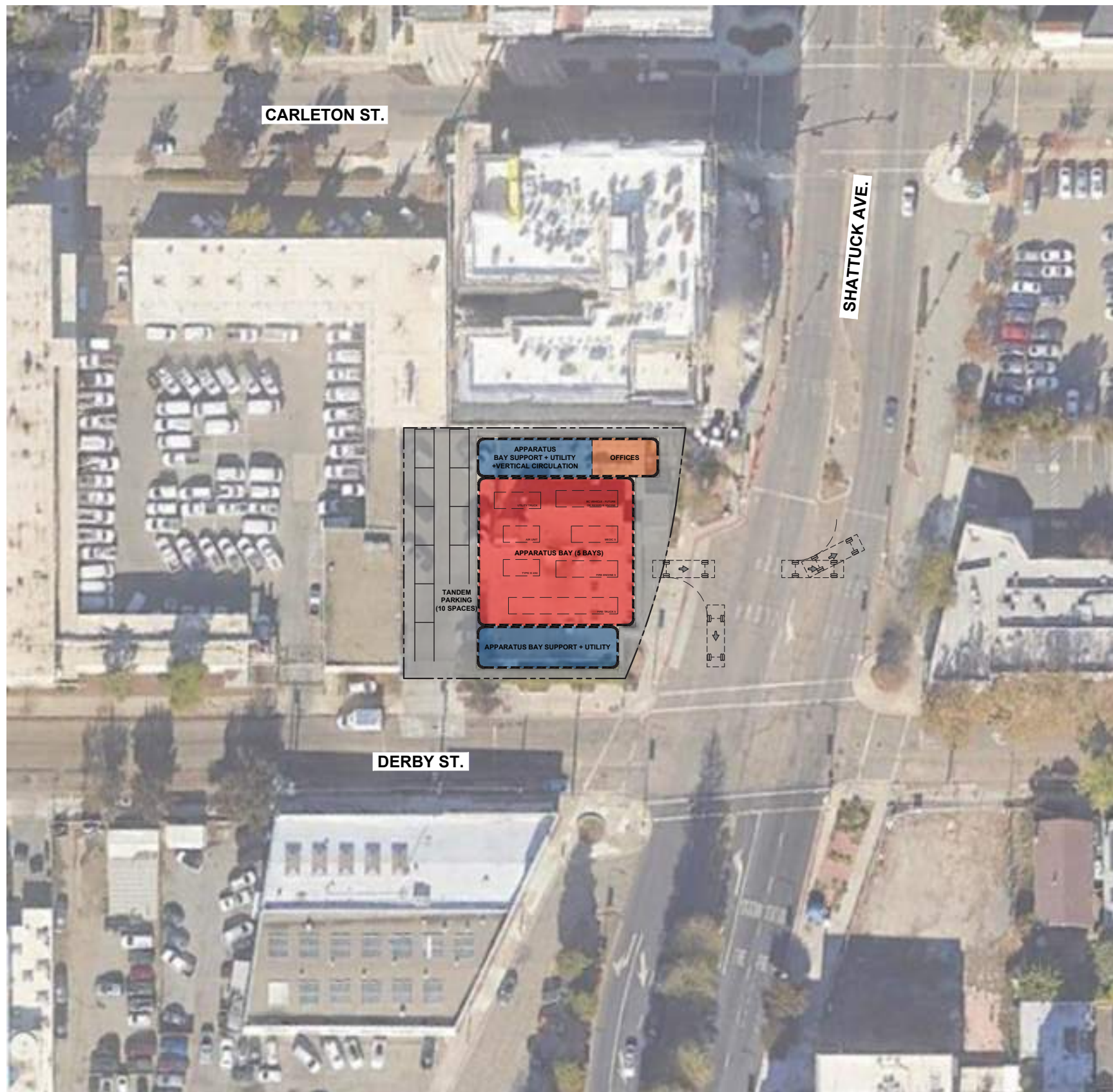
LEGEND:

- EXISTING BUILDING AREA
- ADDED BUILDING AREA
- RENOVATION AREA



TITLE:





SITE / FIRST FLOOR DIAGRAM

SCALE: 1/64" = 1'-0"

FIRE STATION NO. 5

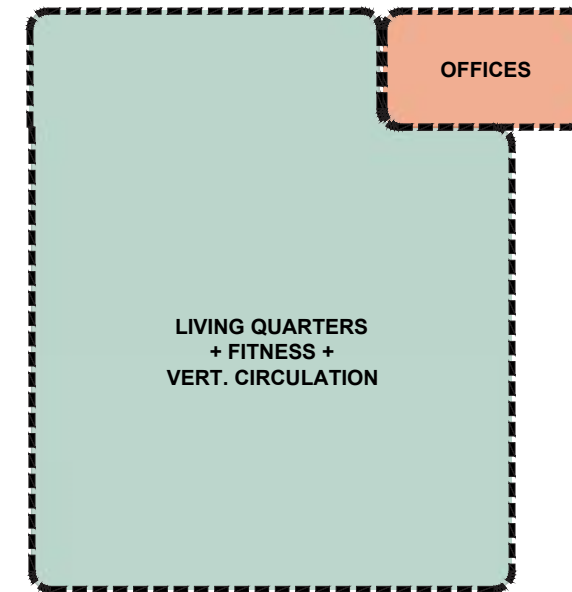
2 STORY BUILDING

EXISTING LOT AREA: 17,300 S.F.

PROPOSED SECOND FLOOR AREA: 7,099 S.F.

PROPOSED FIRST FLOOR AREA: 9,884 S.F.

PROPOSED TOTAL BLDG. AREA: 16,983 S.F.



SECOND FLOOR DIAGRAM

SCALE: 1/32" = 1'-0"



CITY OF BERKELEY
FIRE SERVICE MASTER PLAN
SITE STUDIES

TITLE:

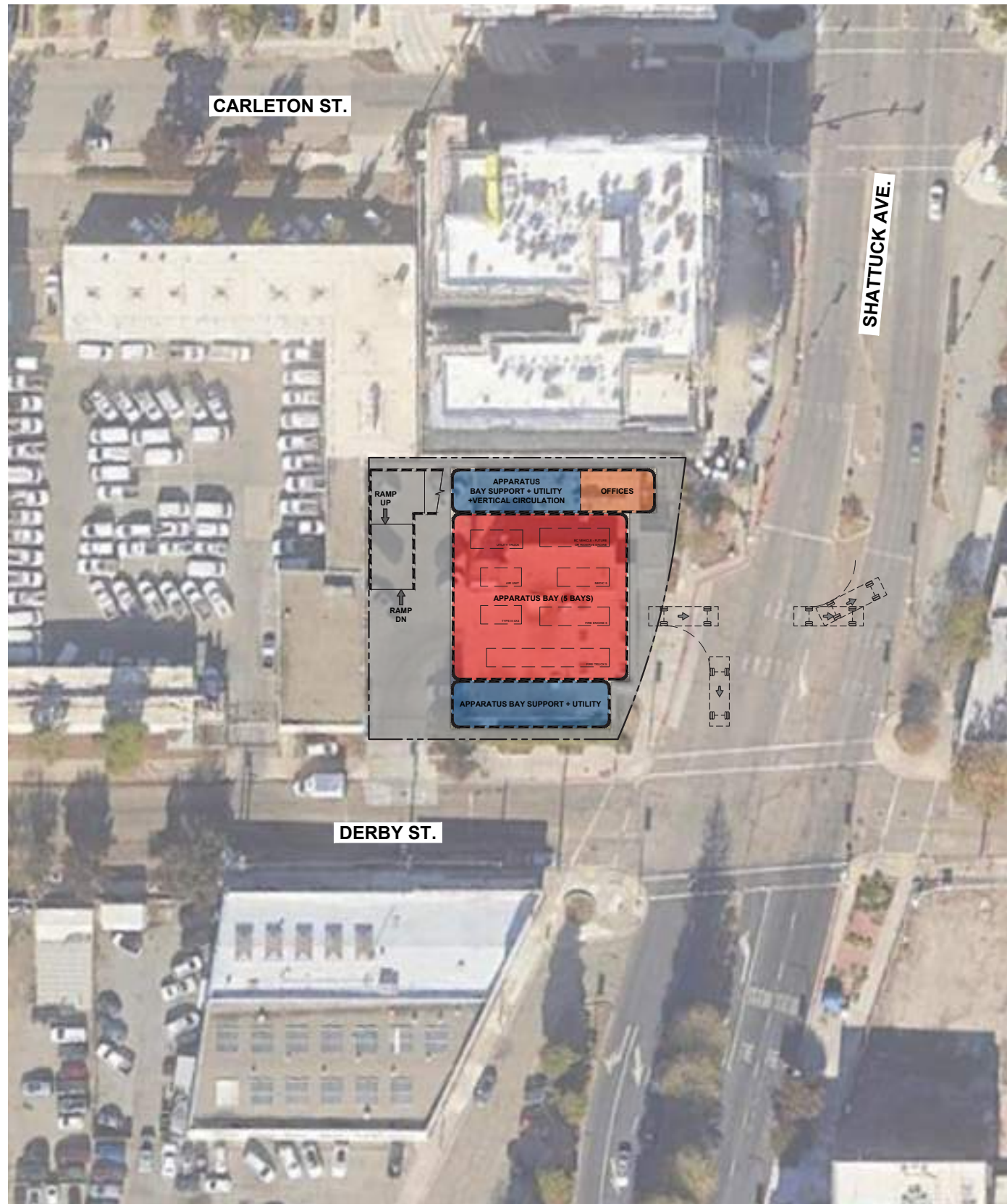
FIRE STATION NO. 5 - OPTION 2 (NEW BUILDING & EXISTING PARKING AREA)

2680 SHATTUCK AVENUE, BERKELEY, CA 94704

03.17.2023

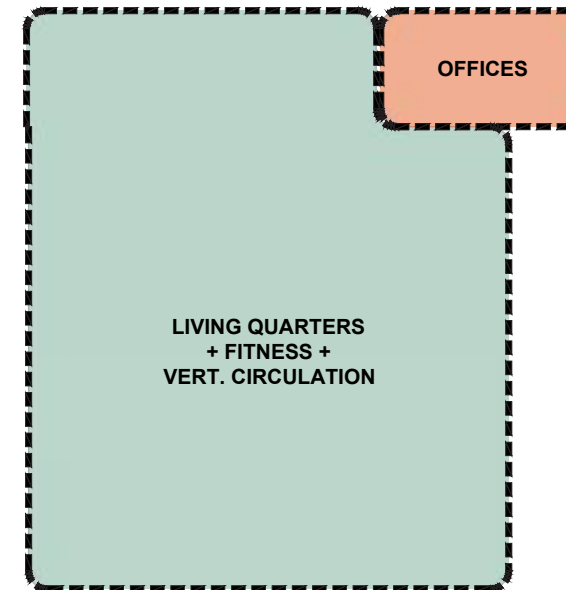
SIEGEL & STRAIN Architects
6201 DOYLE STREET, SUITE B,
EMERYVILLE, CA 94608
phone: 510.547.8092 | www.siegelstrain.com

MARY MCGRATH ARCHITECTS
610 16th STREET, SUITE 219, OAKLAND, CA 94612
phone: 510.208.9400
www.marymcgratharchitects.com



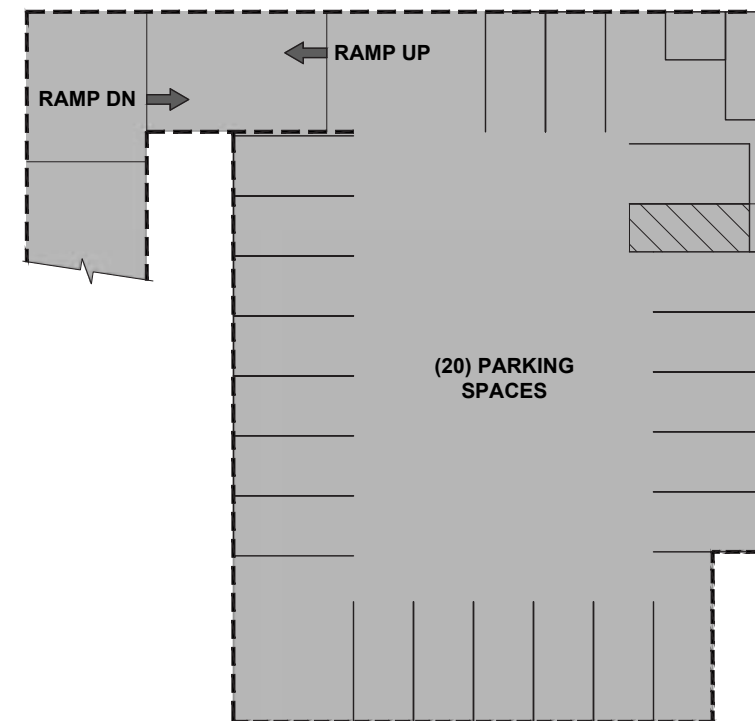
SITE / FIRST FLOOR DIAGRAM

SCALE: 1/64" = 1'-0"



SECOND FLOOR DIAGRAM

SCALE: 1/32" = 1'-0"



BASEMENT PARKING DIAGRAM

SCALE: 1/32" = 1'-0"

FIRE STATION NO. 5
 2 STORY BUILDING
 EXISTING LOT AREA: 17,300 S.F.
 PROPOSED SECOND FLOOR AREA: 7,099 S.F.
 PROPOSED FIRST FLOOR AREA: 9,884 S.F.
 PROPOSED BASEMENT PARKING: 9,963 S.F.
 PROPOSED TOTAL BLDG. AREA: 26,946 S.F.



CITY OF BERKELEY
 FIRE SERVICE MASTER PLAN
 SITE STUDIES

TITLE:

FIRE STATION NO. 5 - OPTION 3 (NEW BLDG. W/ BASEMENT PARKING)
 2680 SHATTUCK AVENUE, BERKELEY, CA 94704


03.17.2023

SIEGEL & STRAIN Architects
 6201 DOYLE STREET, SUITE B,
 EMERYVILLE, CA 94608
 phone: 510.547.8092 | www.siegelstrain.com

MARY MCGRATH ARCHITECTS
 610 16th STREET, SUITE 219, OAKLAND, CA 94612
 phone: 510.208.9400
 www.marymcgratharchitects.com



FIRE STATION 6



CITY OF BERKELEY

FIRE HOUSE NO. 6

999 CEDAR STREET, BERKELEY, CA 94710

DRAFT
MAY 08, 2023

PROJECT DESCRIPTION

The existing Fire House No. 6 is a one story, 4,596 SF station and was originally designed to provide operational space and living quarters for two personnel in the 1960's. The facility was seismically retrofitted and expanded in the 1990's. The fire station currently houses 3 personnel per shift with a single unit, Engine 6 (3). The staffing is anticipated to increase to 4 personnel per shift.

Because this station is not anticipated to add a new unit, only a new staff member, it was a strong candidate for renovation and addition. The recommended solution includes:

1. Renovate the entire station and expand to 6,312 SF to provide a private station office, dedicated sleeping rooms, turnout storage and a dedicated fitness room.

The ROM Project Budget for the Recommended Option is \$12-16M; not including escalation beyond 2024.



Fire House No. 6

Engine 6, Reserve Engine

999 Cedar Street

CONCEPTUAL SPACE NEEDS OUTLINE

Fire House Company Make-up - Staffing Per shift	Current	Future
Engine 6 - Captain, Engineer, Firefighter/Paramedic	3	4
Reserve Engine	0	0
TOTAL CURRENT AND FUTURE STAFFING:	3	4

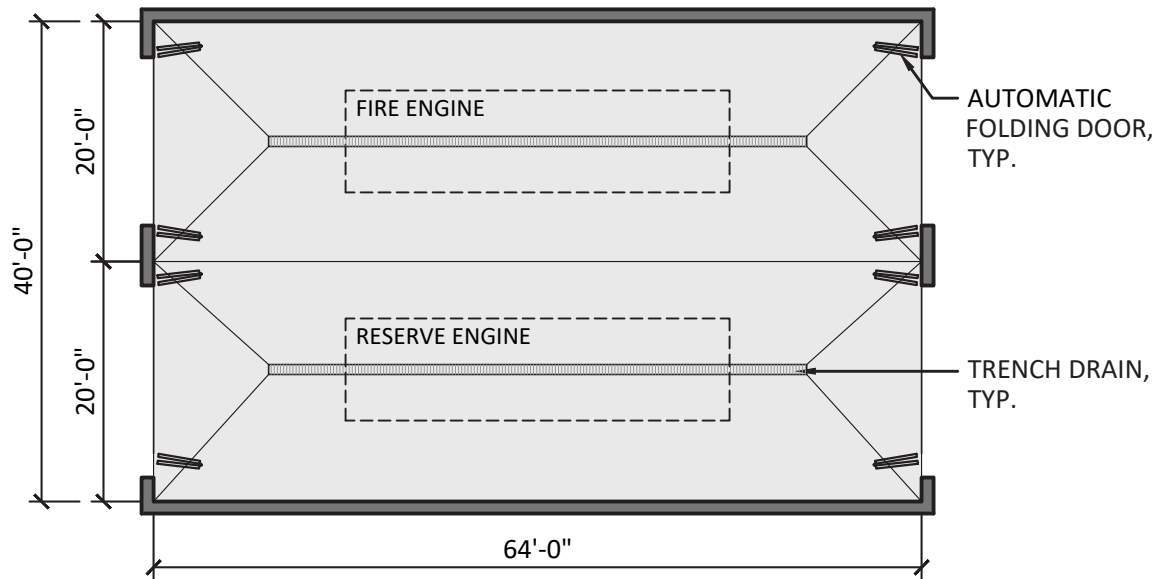
No.	Type of Space	Space Attributes	Square Footage	
			Program	Size
SITE OPERATIONS				
	Firefighter Parking	8 firefighter parking spaces, secure and separate from public parking	2,000	10'x20' ea.
	Visitor Parking	One regular and one ADA adjacent to entrance, shared with other public parking areas.	600	10' x 20
	Apparatus Washing Area	Adjacent to hydrant for refill and testing; locate at rear of App. Bays; provide clarifier for run-off	0	rear apron
	Hose Maintenance Area	Use rear apron area for cleaning hose; roll wet and store on apparatus	0	rear apron
	Yard Hydrant	Located at rear yard	0	rear apron
	Generator Area	Located at rear yard	150	10'x15'
	Fueling Area	Above Grade Convault System - 500 GA	240	12' x 20'
	Trash Enclosure	Exterior access for service; space for dumpster and recycling bins, Covered	150	10'x15'
	Flagpole	Flagpole area with lighting	25	5'x5'
	Outdoor Patio or Deck	Outdoor uses; adjacent to Kitchen	200	10'x20'

No.	Type of Space	Space Attributes	Square Footage		Renovation SF
			Replacement Program	Size	
FIRE HOUSE - APP BAY/APP BAY SUPPORT					
1	Apparatus Bay (One Engine, Reserve Engine)	Engine and Reserve Engine. Systems include tailpipe exhaust, power and air cord drops to each vehicle; electric heating system; night lighting; bi-folding auto-close doors; trench drains	2,560	(2) 20' x 64'	2,037
2	Medical Supply Closet	Heavy Duty Shelving; medical supplies off of apparatus bay.	24	3' x 8'	26
3	Clean Up	Clean-up sink, shelving, Alcove in bay.	18	3' x 6'	NIC
4	Equipment Storage	Yard equipment, bike storage (LEED Requirement), compressor	64	8' x 8'	NIC

No.	Type of Space	Space Attributes	Square Footage		Renovation SF
			Replacement Program	Size	
FIRE HOUSE - APP BAY/APP BAY SUPPORT CONTINUED					
5	Turnout Gear Room	Two lockers for each assigned personnel (4 Personnel per day x 3 = 12 x 2= 24 lockers); four unassigned for 28 total lockers. Power at each locker, continuous exhaust fan, floor drain, heavy duty shelving; wildland gear bags. Dirty area in room with Extractor and Dryer, decon shower and hanging area. Part of response return path.	648	24' x 27'	583
6	Janitor Room	Service sink, mop rack; janitorial supplies;	48	6' x 8'	inc. in T.O.
7	Work Shop Alcove	Work bench/shop area for vise, peg board, tool storage with large flat work surface, Misc. equipment storage , tool chest, Full height storage cabinet, shop sink and eyewash.	120	4' x 30'	NIC
8	Firefighter Restroom	Fire fighter toilet and sink, off of apparatus bay	64	8' x 8'	55
9	Fitness Room	Dedicated Fitness Room	624	24' x 26'	393
Fire House - App Bay/Support Subtotal			4,170		3,094
No.	Type of Space	Space Attributes	Square Footage		Renovation SF
			Replacement Program	Size	
FIRE HOUSE - FIREFIGHTER OFFICES					
10	Fire House Public Lobby	Lobby with seating; adjacent to the public restroom. Service window separation between Watch Office and lobby. Alcove in Lobby for Blood Pressure and other wellness checks.	180	12' x 15'	NIC
11	Fire House Public Restroom	One All Gender Restroom, accessible, off of Lobby	64	8' x 8'	NIC
12	Watch Office	Workstations for 2-persons; provide space for lateral file cabinets (one cabinet per company) copy machine and office supply storage, book shelving; conference function	144	12' x 12'	127
13	Captains Office	Workstation for 1-person; provide space for lateral file cabinets.	120	10' x 12'	NIC
Fire House - Firefighter Offices Subtotal			508		
No.	Type of Space	Space Attributes	Square Footage		Renovation SF
			Replacement Program	Size	
FIRE HOUSE - FIREFIGHTER QUARTERS					
14	Kitchen	3-refrigerators; 3-shift pantries; 1-house pantry and refrigerator; 1-dishwasher; electric induction range/oven with hood; large microwave; large, 12" deep sink with disposer; prep sink at island; trash and recycling areas; coffer service area; open to Dining Area	378	18' x 21'	245

15	Dining Area	Seating for 6 persons; wall-mounted TV; open to kitchen; open to Day Room	192	12' x 16'	inc. in Kitchen
16	Day Room	Seating for 4 with recliner chairs; entertainment center and book shelving; Open to Dining, one work station along wall.	352	16' x 22'	308
No.	Type of Space	Space Attributes	Square Footage		Renovation SF
FIRE HOUSE - FIREFIGHTER QUARTERS CONTINUED			Replacement Program	Size	
17	Laundry Room	Service sink; countertop; janitorial supplies; mop rack, Washer/Dryer	140	10' x 14'	NIC
18	Firefighter Bedroom	3-separate bedrooms each containing desk, chair, wall-mounted TV, 1 bed with lockers outside door.	230	8'-6" x 9' (3)	348
19	Firefighter Bathroom ADA	1 accessible restroom with shower, sink, toilet	81	9' x 9'	132
20	Firefighter Bathrooms	1 restrooms with shower, sink, toilet	64	8' x 8' (1)	76
21	Captain Bedroom, Bathroom and Work Area, Accessible	1 bedroom containing desk, chair, wall-mounted TV, 1 bed, with accessible in-suite bathroom.	250	10' x 11' 9' x 10' 5' x 10'	299
Fire House - Firefighter Quarters Subtotal			1,687		1,408
No.	Type of Space	Space Attributes	Square Footage		Renovation SF
UTILITY SUPPORT			Replacement Program	Size	
22	Mechanical Room	HVAC equipment; hot water heater; fire sprinkler riser	108	9' x 12'	NIC
23	Electrical Room	Main service panel, fire alarm panel; sub panels	108	9' X 12'	27
24	Communications Room	Telephone service racks, alert response system hub, data server hub, radio equipment; security system	140	10' x 14'	NIC
UTILITY SUPPORT Subtotal			356		27
Fire House No. 6 : Summary			Replacement Program		Renovation SF
Fire House - App Bay/Bay Support Subtotal			4,170		3,094
Fire House - Firefighter Offices Subtotal			508		0
Fire House - Firefighter Quarters Subtotal			1,687		1,408
Utility Support/Vertical Circulation Subtotal			356		27
SUBTOTAL (SF)			6,721		4,529
Circulation at 30%			2,016		1,783
FIRE HOUSE NO. 6: GRAND TOTAL (SF)			8,737		6,312

FIRE HOUSE - APPARATUS BAY/APPARATUS BAY SUPPORT



1. APPARATUS BAY - 2 DRIVE-THROUGH BAYS (2,560 S.F.)

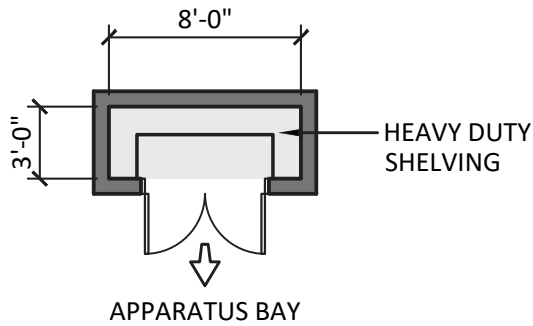
SCALE: 1/16"=1'-0"



CITY OF BERKELEY
FIRE HOUSE NO. 6
ENGINE 6 & RESERVE ENGINE

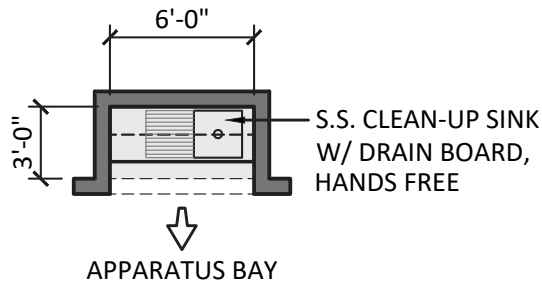


FIRE HOUSE - APPARATUS BAY/APPARATUS BAY SUPPORT



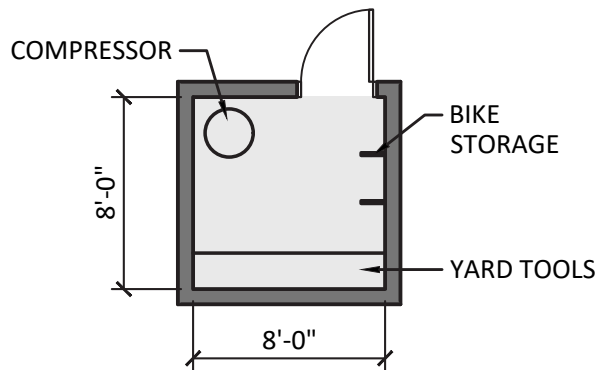
2. MEDICAL SUPPLY CLOSET (24 S.F.)

SCALE: 1/8"=1'-0"




3. CLEAN-UP (18 S.F.)

SCALE: 1/8"=1'-0"

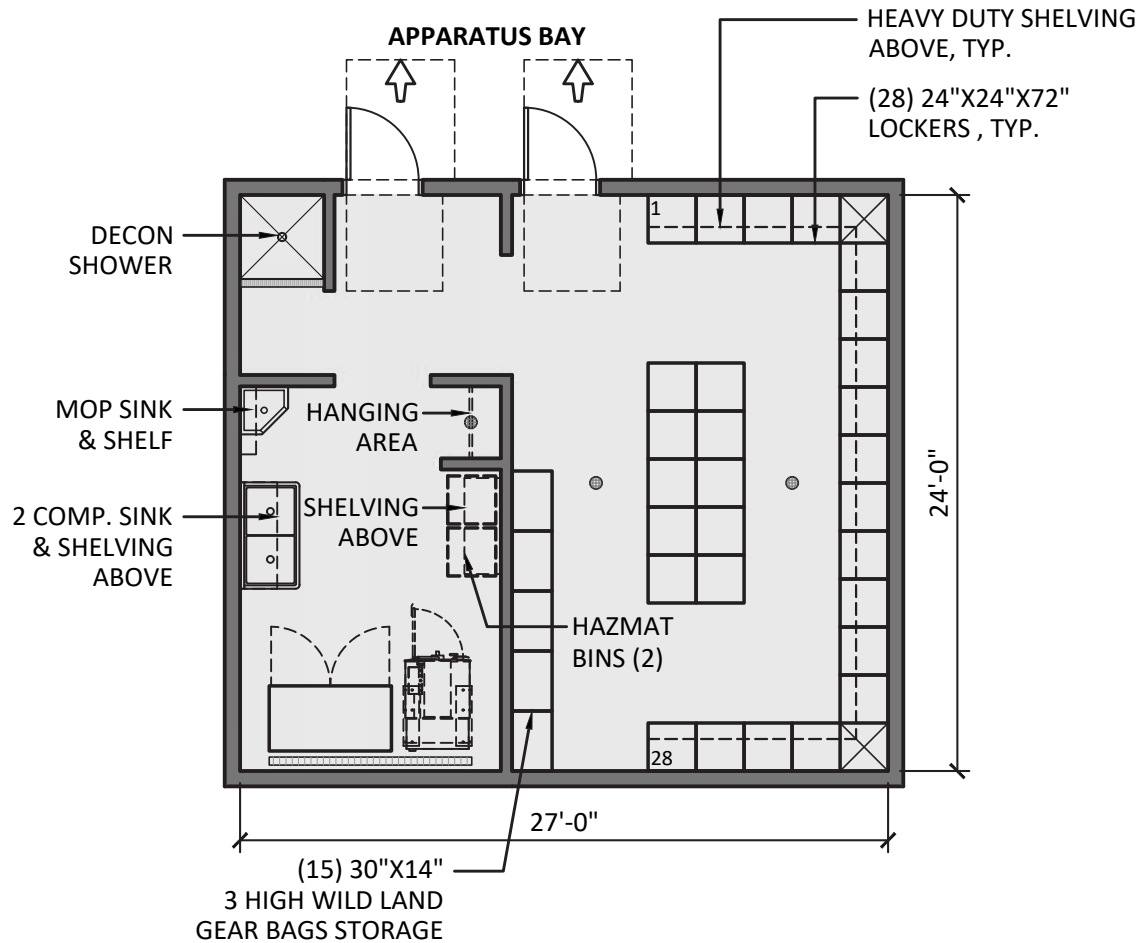


4. EQUIPMENT STORAGE (64 S.F.)

SCALE: 1/8"=1'-0"



FIRE HOUSE - APPARATUS BAY/APPARATUS BAY SUPPORT



5. TURNOUT GEAR ROOM (648 S.F.)

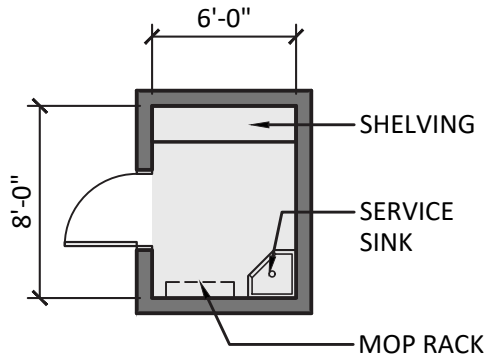
SCALE: 1/8"=1'-0"



CITY OF BERKELEY
FIRE HOUSE NO. 6
 ENGINE 6 & RESERVE ENGINE

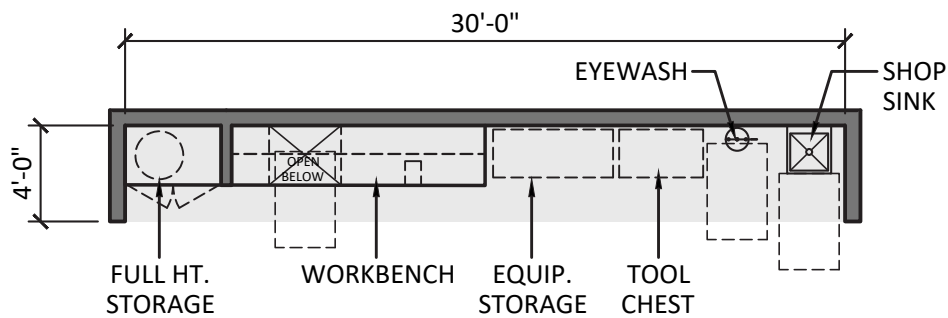


FIRE HOUSE - APPARATUS BAY/APPARATUS BAY SUPPORT



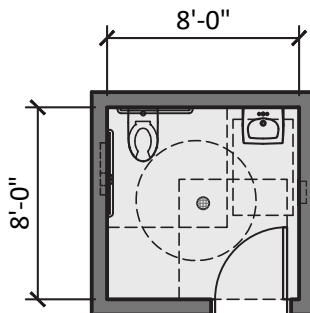
6. JANITOR ROOM (48 S.F.)

SCALE: 1/8"=1'-0"



7. WORKSHOP ALCOVE (120 S.F.)

SCALE: 1/8"=1'-0"

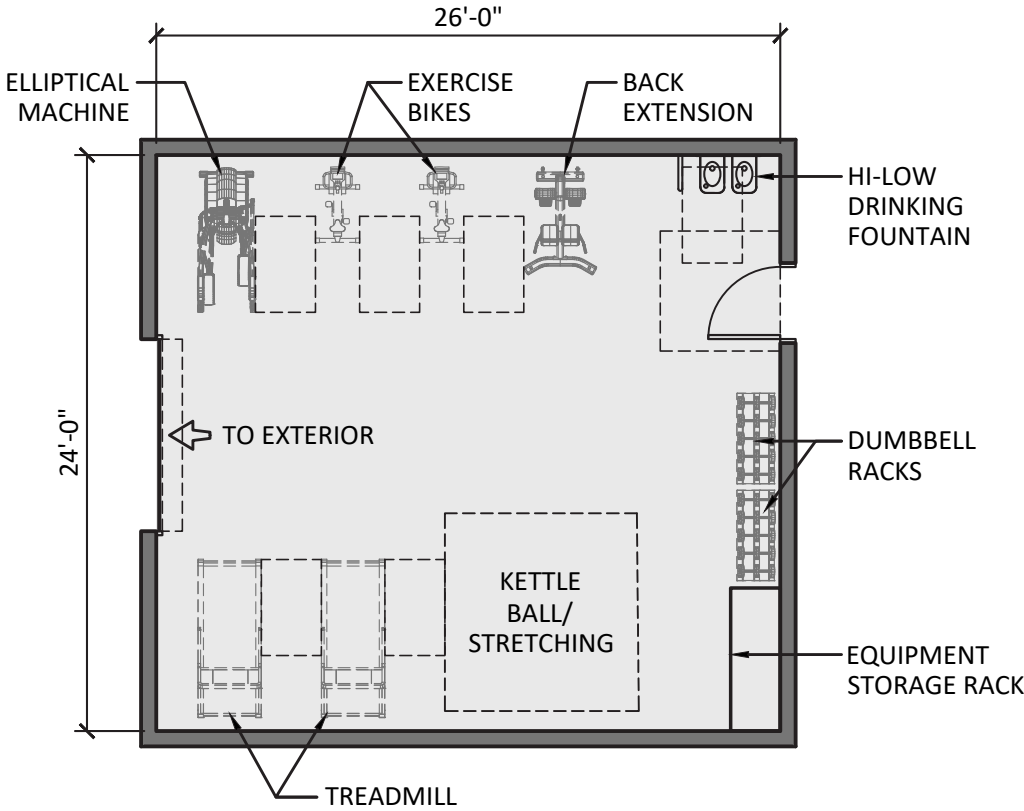


8. FIREFIGHTER RESTROOM (64 S.F.)

SCALE: 1/8"=1'-0"



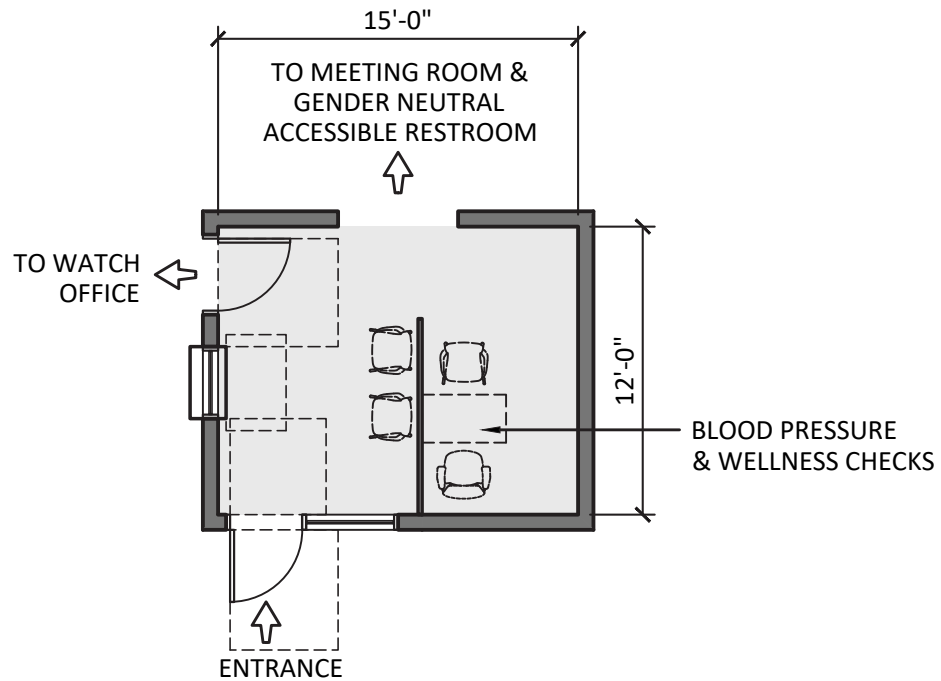
FIRE HOUSE - APPARATUS BAY/APPARATUS BAY SUPPORT



9. FITNESS ROOM (624 S.F.)
SCALE: 1/8"=1'-0"

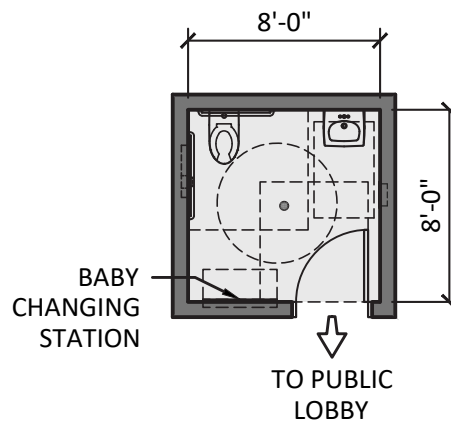


FIRE HOUSE - FIREFIGHTER OFFICES



10. FIRE HOUSE PUBLIC LOBBY (180 S.F.)

SCALE: 1/8"=1'-0"

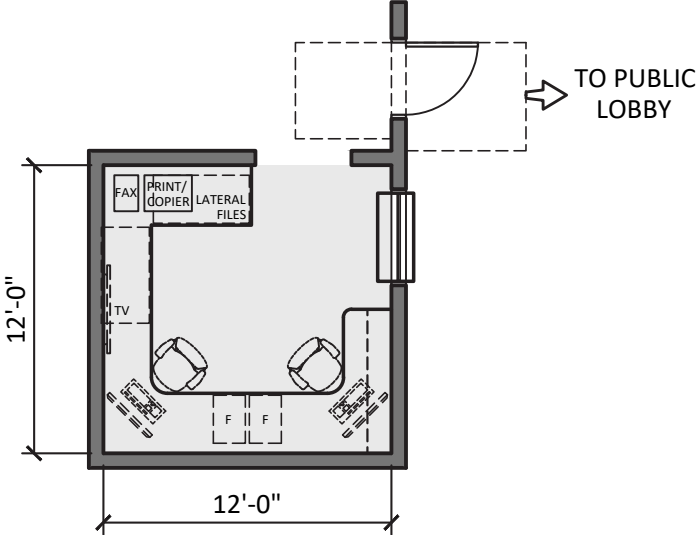


11. FIRE HOUSE PUBLIC RESTROOM (64 S.F.)

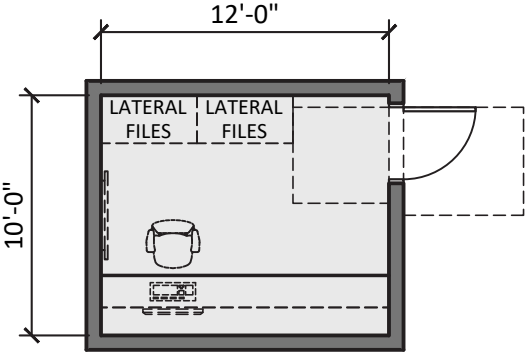
SCALE: 1/8"=1'-0"




FIRE HOUSE - FIREFIGHTER OFFICES



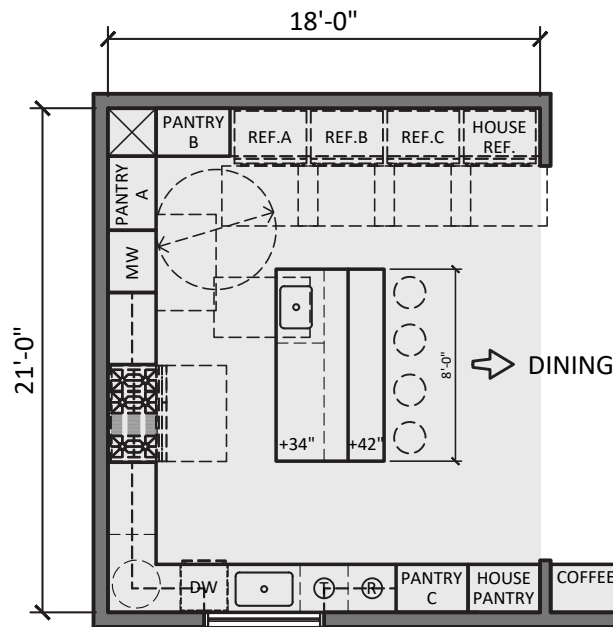
12. WATCH OFFICE (144 S.F.)
SCALE: 1/8"=1'-0"



13. CAPTAIN'S OFFICE (120 S.F.)
SCALE: 1/8"=1'-0"

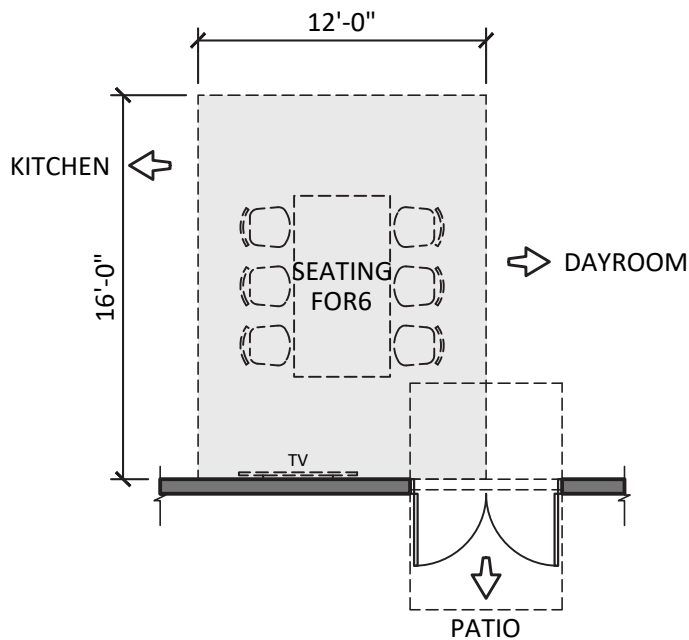


FIRE HOUSE - FIREFIGHTER QUARTERS



14. KITCHEN (378 S.F.)

SCALE: 1/8"=1'-0"

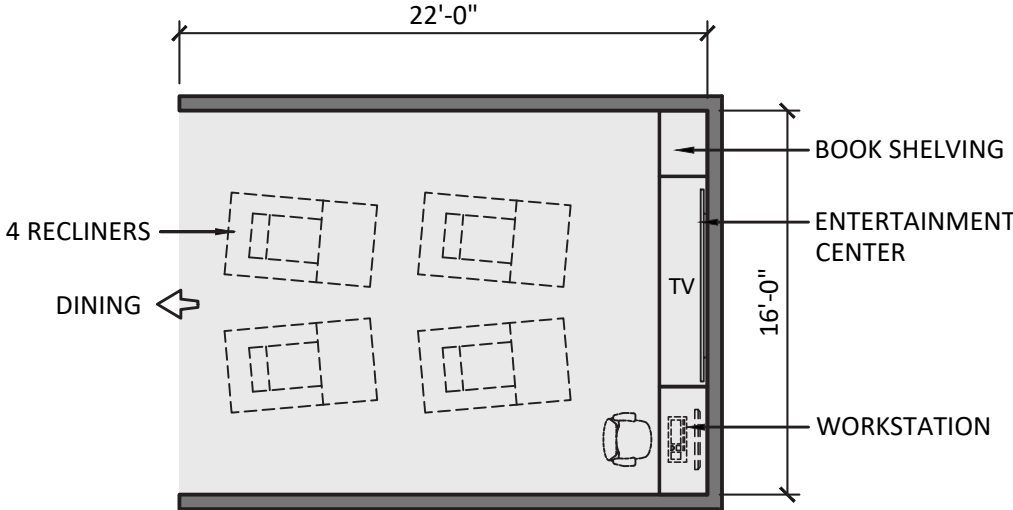


15. DINING AREA (192 S.F.)

SCALE: 1/8"=1'-0"

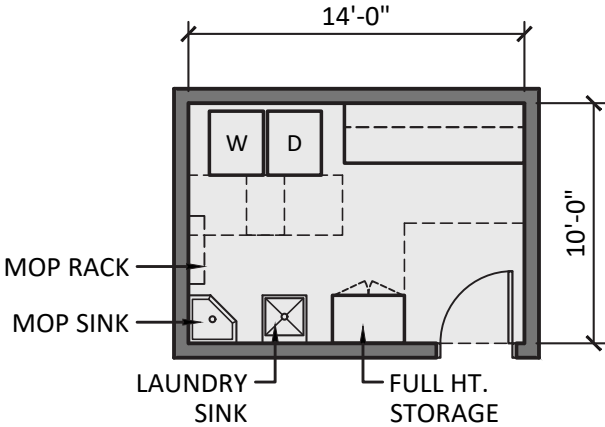


FIRE HOUSE - FIREFIGHTER QUARTERS




16. DAYROOM (352 S.F.)

SCALE: 1/8"=1'-0"

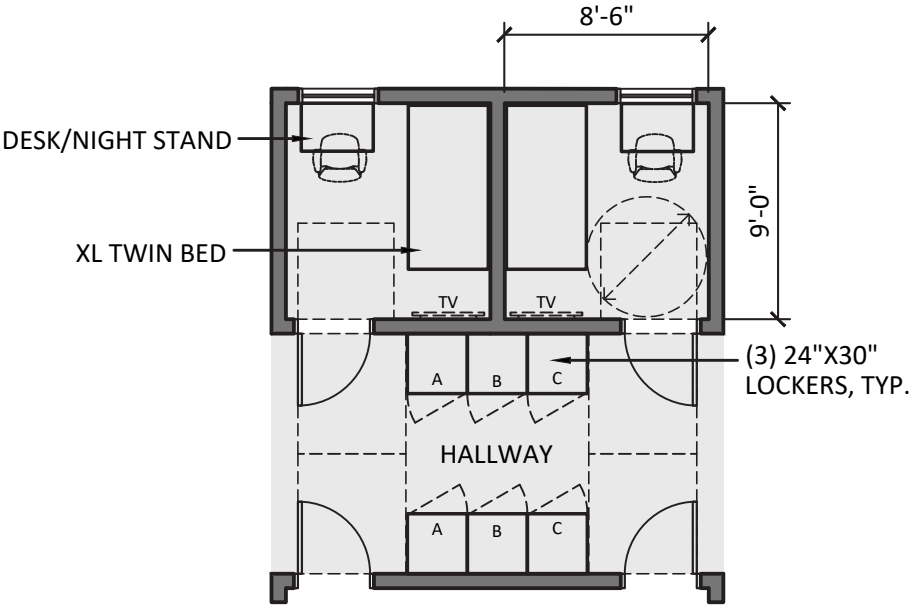


17. LAUNDRY ROOM (140 S.F.)

SCALE: 1/8"=1'-0"

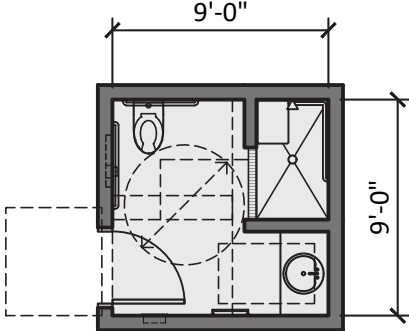


FIRE HOUSE - FIREFIGHTER QUARTERS




18. FIREFIGHTER BEDROOM - 3 (230 S.F.)

SCALE: 1/8"=1'-0"

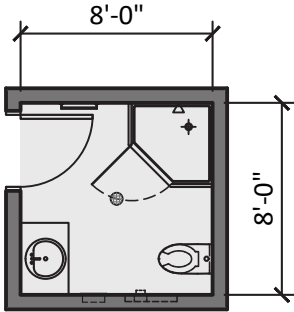


19. FIREFIGHTER BATHROOM - ADA (81 S.F.)

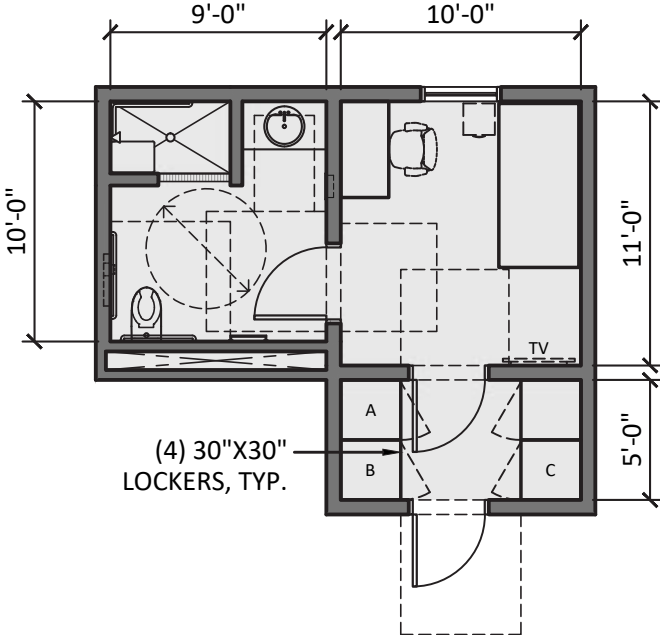
SCALE: 1/8"=1'-0"



FIRE HOUSE - FIREFIGHTER QUARTERS



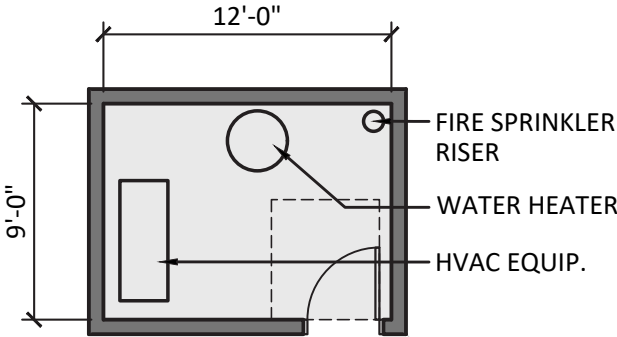
20. FIREFIGHTER BATHROOM (64 S.F.)
SCALE: 1/8"=1'-0"



21. CAPTAIN BEDROOM & ACCESSIBLE BATHROOM (250 S.F.)
SCALE: 1/8"=1'-0"

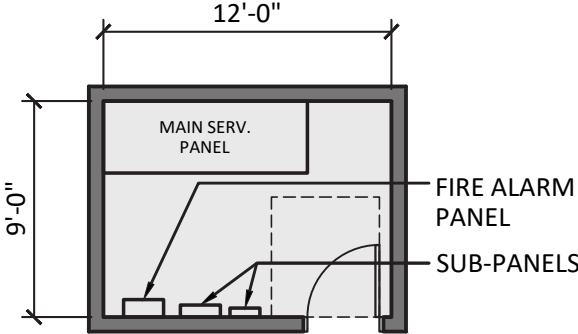


FIRE HOUSE - UTILITY SUPPORT/VERTICAL CIRCULATION



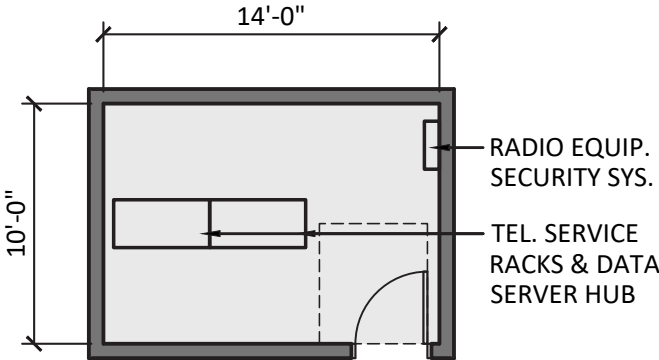
22. MECHANICAL ROOM (108 S.F.)

SCALE: 1/8"=1'-0"




23. ELECTRICAL ROOM (108 S.F.)

SCALE: 1/8"=1'-0"



24. COMMUNICATIONS ROOM (140 S.F.)

SCALE: 1/8"=1'-0"





SITE PLAN DIAGRAM

SCALE: 1/64" = 1'-0"

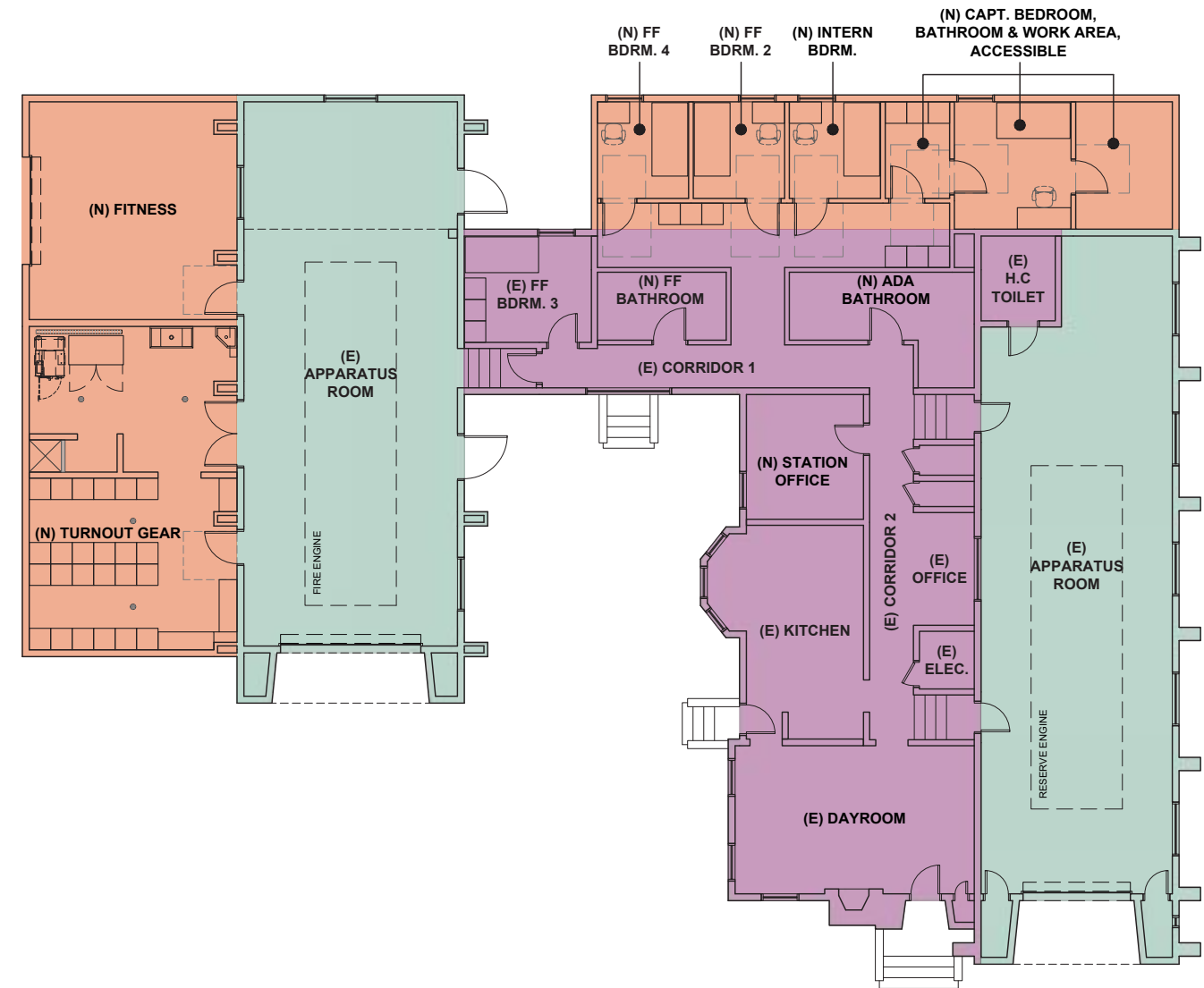
FIRE STATION NO. 6

EXISTING LOT AREA: 26,000 S.F.
 EXISTING BUILDING AREA: 4,596 S.F.
 ADDED BUILDING AREA: 1,990 S.F.
 TOTAL BUILDING AREA: 6,312 S.F.



LEGEND:

- EXISTING BUILDING AREA
- ADDED BUILDING AREA
- RENOVATION AREA
- DEMO (E) STRUCTURE



FLOOR PLAN DIAGRAM

SCALE: 1/16" = 1'-0"



FIRE STATION 7



CITY OF BERKELEY

FIRE HOUSE NO. 7

3000 SHASTA ROAD, BERKELEY, CA 94708

DRAFT
MAY 08, 2023

PROJECT DESCRIPTION

The existing Fire House No. 7 is a two story, 6,920 SF station and was designed to provide operational space and living quarters for four personnel in 2005. The fire station currently houses 6 personnel per shift during wildfire season. Apparatus at the site include Engine 7(3) and surge unit Type VI with surge staffing. The staffing is anticipated to increase to 8 personnel per shift.

Because this station is not anticipated to add a new unit, only a new staff members, it is a strong candidate for renovation and addition. The recommended solution includes:

1. Renovate a portion of the first level to provide dedicated turnout storage and decontamination space. Expand the second level to provide additional sleeping rooms and restrooms; and a dedicated fitness room. The expansion area is proposed to be 1,080SF and will occur over the existing second level roof deck. The total building SF will increase to 8,000SF.

The ROM Project Budget for the Recommended Option is \$10-13M; not including escalation beyond 2024.



Fire House No. 7
Engine 7, Type VI (Cross staffed)
3000 Shasta Road

CONCEPTUAL SPACE NEEDS OUTLINE

Fire House Company Make-up - Staffing Per shift	Current	Future
Engine 7 - Captain, Engineer, Firefighter/Paramedic	3	4
Surge Unit Type VI (cross-staffed)	3	4
Reserve Engine Type I	0	0
Polaris (2 total)	0	0
Water Tender (2 total)	0	0
Medic Intern	1	1
TOTAL CURRENT AND FUTURE STAFFING:	7	9

No.	Type of Space	Space Attributes	Square Footage	
			Program	Size
SITE OPERATIONS				
	Firefighter Parking	18 firefighter parking spaces, secure and separate from public parking	3,600	10'x20' ea.
	Visitor Parking	One regular and one ADA adjacent to entrance, shared with other public parking areas.	200	10' x 20
	Apparatus Washing Area	Adjacent to hydrant for refill and testing; locate at rear of App. Bays; provide clarifier for run-off	0	rear apron
	Hose Maintenance Area	Use rear apron area for cleaning hose; roll wet and store on apparatus	0	rear apron
	Yard Hydrant	Located at rear yard	0	rear apron
	Generator Area	Located at rear yard	150	10'x15'
	Fueling Area	Above Grade Convault System - 500 GA	240	12' x 20'
	Trash Enclosure	Exterior access for service; space for dumpster and recycling bins, Covered	150	10'x15'
	Flagpole	Flagpole area with lighting	25	5'x5'
	Outdoor Patio or Deck	Outdoor uses; adjacent to Kitchen	200	10'x20'

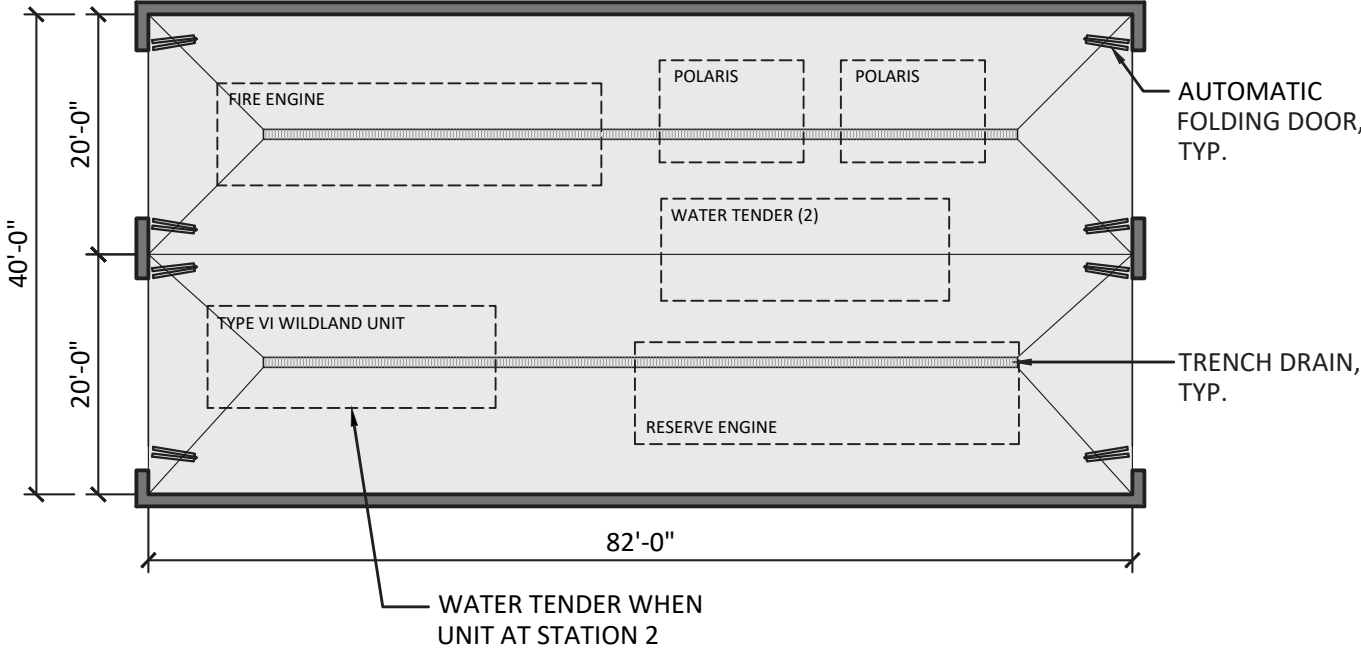
No.	Type of Space	Space Attributes	Square Footage		Renovation SF
			Replacement Program	Size	
FIRE HOUSE - APP BAY/APP BAY SUPPORT					
1	Apparatus Bay (One Engine, Type 3 Engine) Two apparatus bays	Engine, Surge Unit Type VI, Reserve Engine Type I, Polaris Vehicle (x2), Water Tender (x2). Systems include tailpipe exhaust, power and air cord drops to each vehicle; electric heating system; night lighting; bi-folding auto-close doors; trench drains	3,280	(2) 20'x 82'	2190
2	Medical Supply Closet	Heavy Duty Shelving; medical supplies off of apparatus	24	3' x 8'	34
3	Clean Up	Clean-up sink, shelving, Alcove in bay.	18	3' x 6'	18
4	Equipment Storage	Yard equipment, bike storage (LEED Requirement), compressor	64	8' x 8'	inc. in medical closet
5	Turnout Gear Room	Two lockers for each assigned personnel (5 Personnel per day x 3 = 15 x 2= 30 lockers); One locker for each surge team member (four personnel x 3= 12), four unassigned for 46 total lockers. Power at each locker, continuous exhaust fan, floor drain, heavy duty shelving; wildland gear bags. Dirty area in room with Extractor and Dryer, decon shower and hanging area. Part of response return path.	840	24' x 35'	521
6	Janitor Room	Service sink, mop rack; janitorial supplies;	48	6' x 8'	40
7	Work Shop Alcove	Work bench/shop area for vise, peg board, tool storage with large flat work surface, Misc. equipment storage , tool chest, Full height storage cabinet, shop sink and eyewash.	120	4' x 30'	173
8	Firefighter Restroom	Fire fighter toilet and sink, off of apparatus bay	64	8' x 8'	72
9	Fitness Room	Dedicated Fitness Room	624	24' x 26'	723
Fire House - App Bay/Support Subtotal			5,082		3,771
No.	Type of Space	Space Attributes	Square Footage		Renovation SF
			Replacement Program	Size	
FIRE HOUSE - FIREFIGHTER OFFICES					
10	Fire House Public Lobby	Lobby with seating; adjacent to the public restroom. Service window separation between Watch Office and lobby. Alcove in Lobby for Blood Pressure and other wellness checks.	180	12' x 15'	108
11	Fire House Public Restroom	One All Gender Restroom, accessible, off of Lobby	64	8'x8'	NIC
12	Watch Office	Workstations for 2-persons; provide space for lateral file cabinets (one cabinet per company) copy machine and office supply storage, book shelving; conference function	144	12' x 12'	196
13	Captains Office (Assume there will only be one house captain)	Workstation for 1-person; provide space for lateral file cabinets.	120	10' x 12'	inc. in Watch Office
Fire House - Firefighter Offices Subtotal			508		304

No.	Type of Space	Space Attributes	Square Footage		Renovation SF
			Replacement Program	Size	
FIRE HOUSE - FIREFIGHTER QUARTERS					
14	Kitchen	3-refrigerators; 3-shift pantries; 1-house pantry and refrigerator; 1-dishwasher; electric induction range/oven with hood; large microwave; large, 12" deep sink with disposer; prep sink at island; trash and recycling areas; coffer service area; open to Dining Area	378	18' x 21'	246
15	Dining Area	Seating for 9 persons; wall-mounted TV; open to kitchen; open to Day Room	240	12' x 20'	246
16	Day Room	Seating for 9 with recliner chairs; entertainment center and book shelving; Open to Dining, one work station along wall.	528	22' x 24'	475
17	Laundry Room	Service sink; countertop; janitorial supplies; mop rack, Washer/Dryer	140	10' x 14'	157
18	Firefighter Bedroom	4-separate bedrooms each containing desk, chair, wall-mounted TV, 1 bed with lockers outside door.	306	8'-6" x 9' (4)	
19	Surge Unit Bedroom	1 bedroom containing (4) murphy beds	253	11' x 23'	240
20	Firefighter Bathroom ADA	1 accessible restroom with shower, sink, toilet	81	9' x 9'	81
21	Firefighter Bathrooms	3 restrooms with shower, sink, toilet	192	8' x 8' (3)	285
22	Captain Bedroom, Bathroom and Work Area, Accessible	1 bedroom containing desk, chair, wall-mounted TV, 1 bed, with accessible in-suite bathroom.	250	10' x 11' 5' x 10' 10' x 9'	161
Fire House - Firefighter Quarters Subtotal			2,368		1,891


No.	Type of Space	Space Attributes	Square Footage		Renovation SF
			Replacement Program	Size	
UTILITY SUPPORT/VERTICAL CIRCULATION					
23	Mechanical Room	HVAC equipment; hot water heater; fire sprinkler riser	108	9' x 12'	40
24	Electrical Room	Main service panel, fire alarm panel; sub panels	108	9' x 12'	22
25	Communications Room	Telephone service racks, alert response system hub, data server hub, radio equipment; security system	140	10' x 14'	NIC
26	Stairs	(2x) for each level. Two stairways from the second floor for exiting	576	18' x 8'	144
27	Fire House Elevator	Elevator and machine room	240	8' x 10' (3)	100
Utility Support/ Vertical Circulation Subtotal			1,172		306

Engine 7, Type VI Cross Staffed: Summary		Replacement Program	Renovation SF
	Fire House - App Bay/Bay Support Subtotal	5,082	3,771
	Fire House - Firefighter Offices Subtotal	508	304
	Fire House - Firefighter Quarters Subtotal	2,368	1,891
	Utility Support/Vertical Circulation Subtotal	1,172	306
	BUILDING SUBTOTAL (SF)	9,130	6,272
	Circulation at 30%	2,739	1,728
	Engine 7, Type VI Cross Staffed: GRAND TOTAL (SF)	11,869	8,000


FIRE HOUSE - APPARATUS BAY/APPARATUS BAY SUPPORT



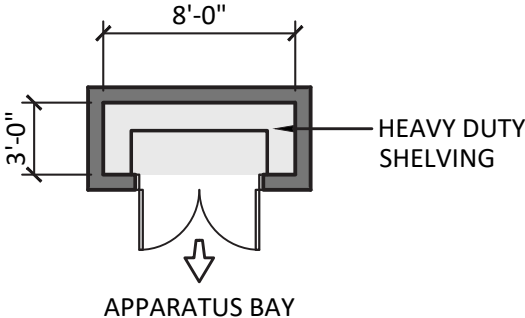
1. APPARATUS BAY - 2 DRIVE-THROUGH BAYS (3,280 S.F.)
 SCALE: 1/16"=1'-0"



CITY OF BERKELEY
FIRE HOUSE NO. 7
 ENGINE 7, TYPE VI (Cross staffed)

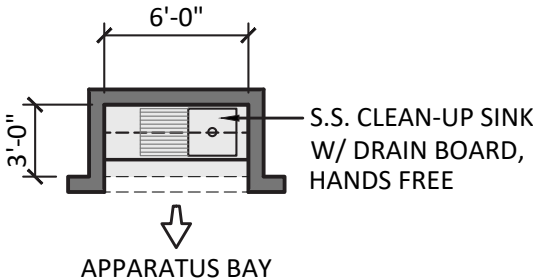


FIRE HOUSE - APPARATUS BAY/APPARATUS BAY SUPPORT



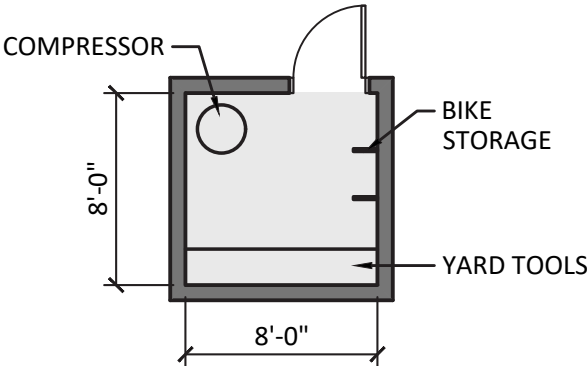
2. MEDICAL SUPPLY CLOSET (24 S.F.)

SCALE: 1/8"=1'-0"




3. CLEAN-UP (18 S.F.)

SCALE: 1/8"=1'-0"




4. EQUIPMENT STORAGE (64 S.F.)

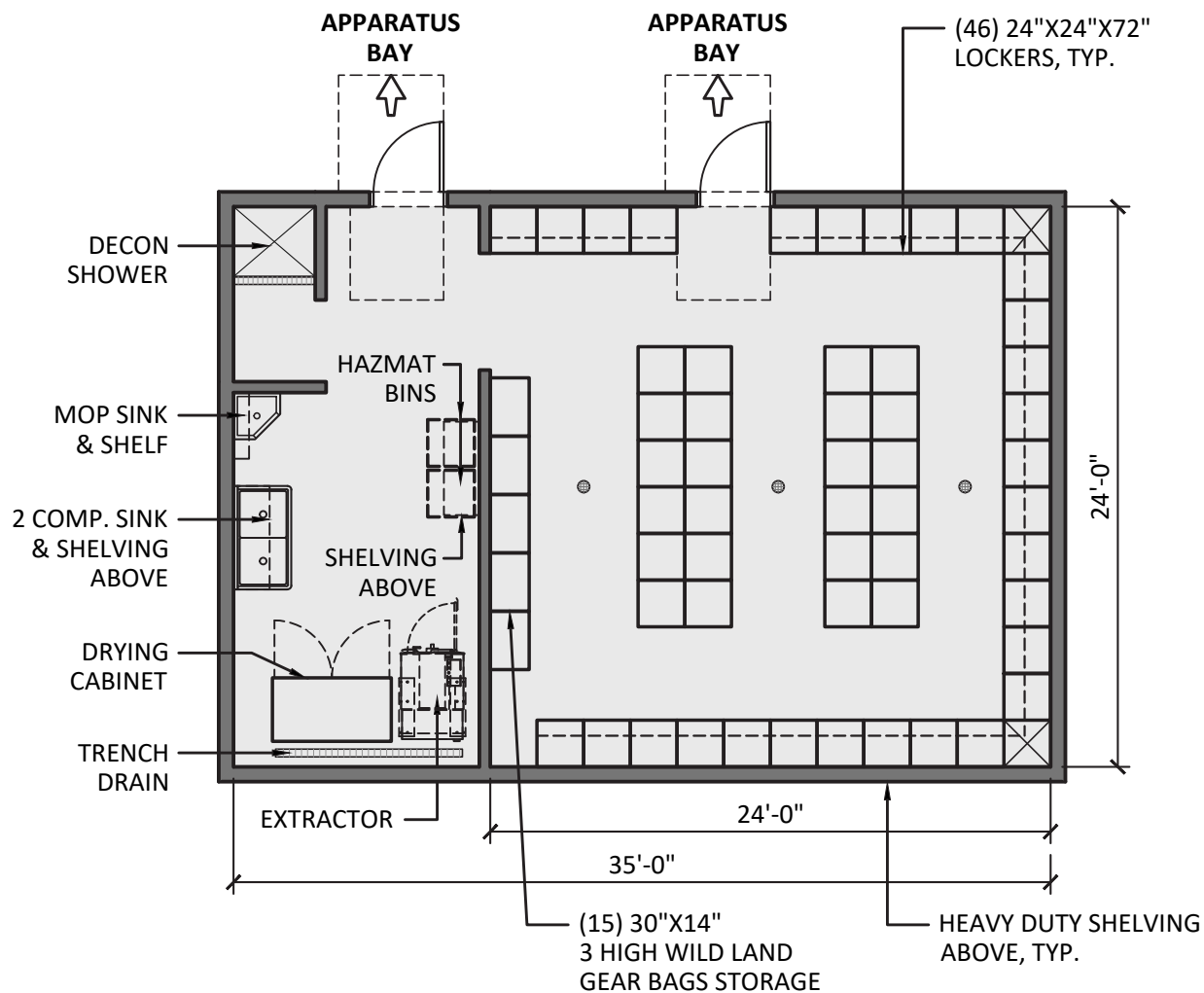
SCALE: 1/8"=1'-0"



CITY OF BERKELEY
FIRE HOUSE NO. 7
ENGINE 7, TYPE VI (Cross staffed)



FIRE HOUSE - APPARATUS BAY/APPARATUS BAY SUPPORT

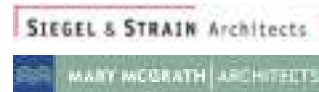


5. TURNOUT GEAR ROOM (840 S.F.)

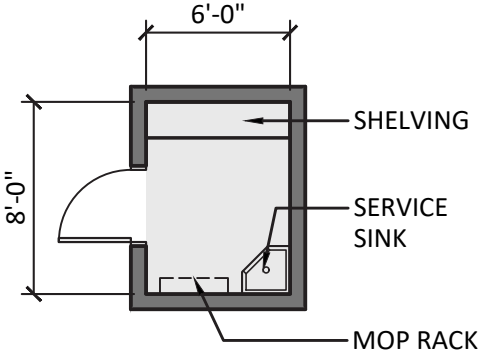
SCALE: 1/8"=1'-0"



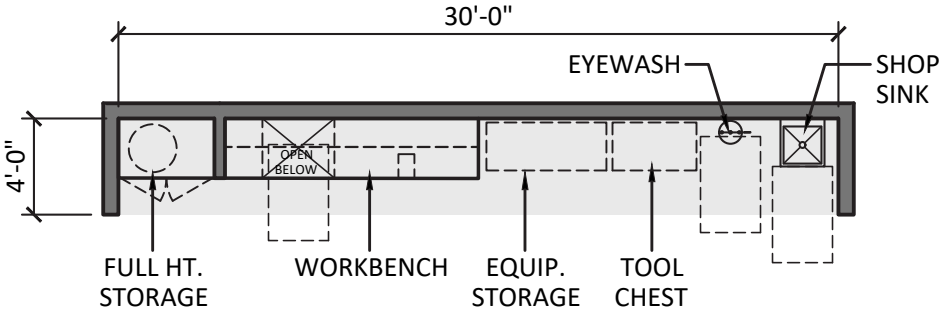
CITY OF BERKELEY
FIRE HOUSE NO. 7
ENGINE 7, TYPE VI (Cross staffed)



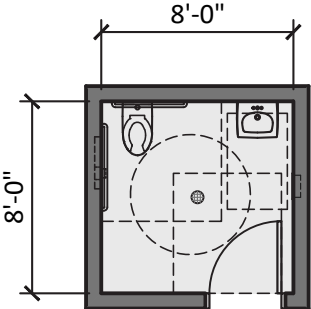
FIRE HOUSE - APPARATUS BAY/APPARATUS BAY SUPPORT




6. JANITOR ROOM (48 S.F.)
SCALE: 1/8"=1'-0"



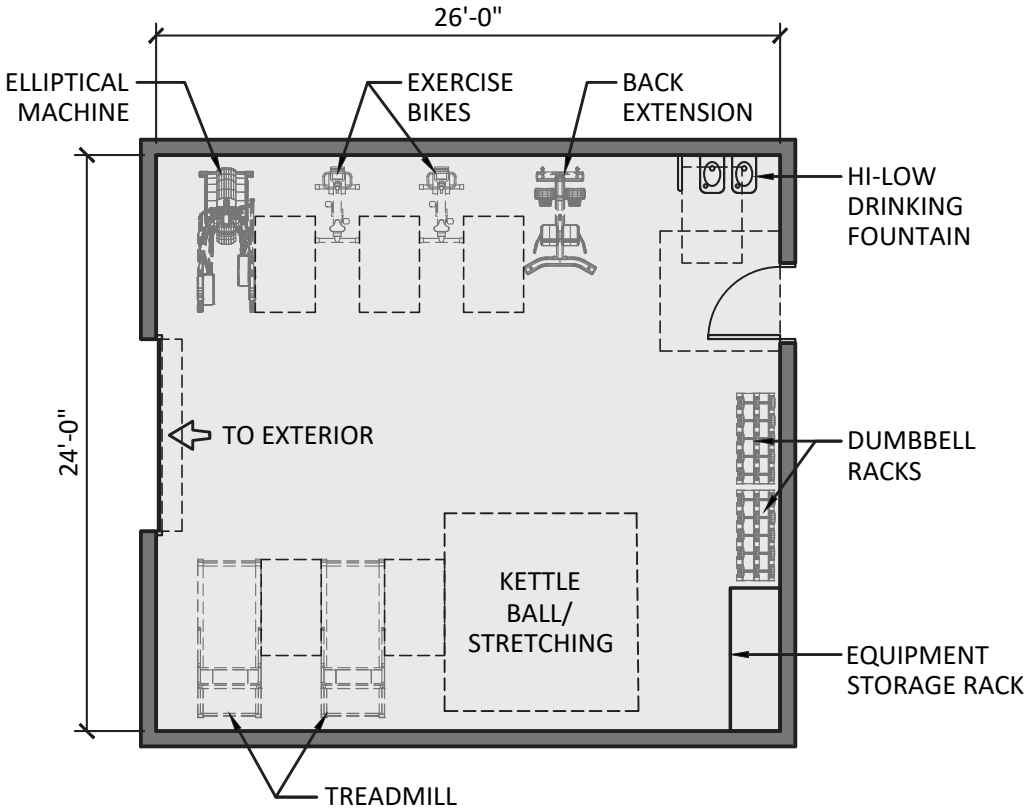
7. WORKSHOP ALCOVE (120 S.F.)
SCALE: 1/8"=1'-0"



8. FIREFIGHTER RESTROOM (64 S.F.)
SCALE: 1/8"=1'-0"




FIRE HOUSE - APPARATUS BAY/APPARATUS BAY SUPPORT




9. FITNESS ROOM (624 S.F.)

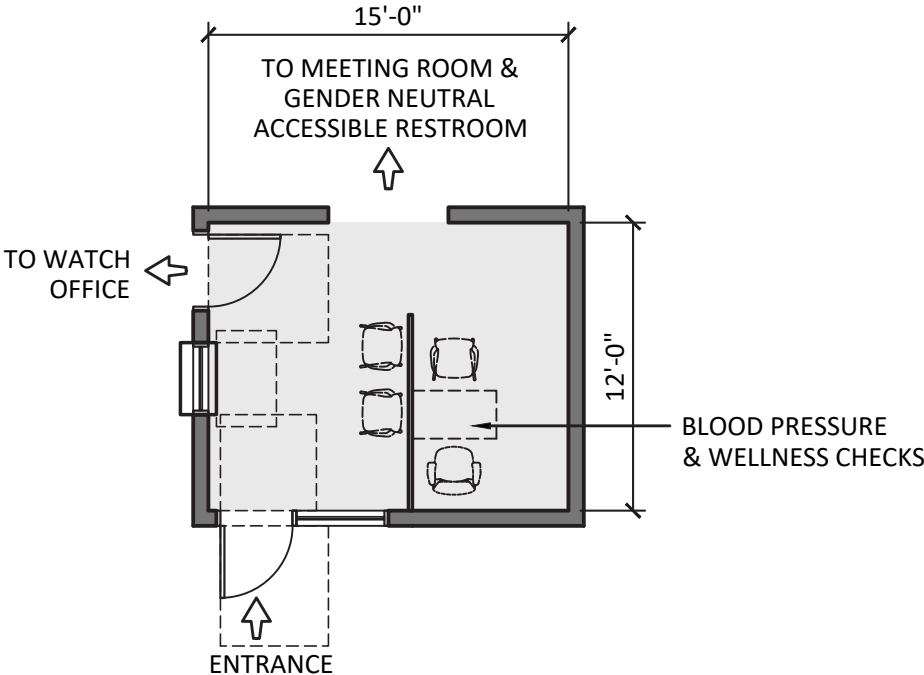
SCALE: 1/8"=1'-0"



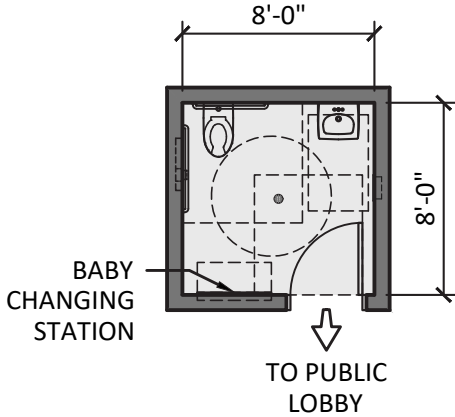
CITY OF BERKELEY
FIRE HOUSE NO. 7
ENGINE 7, TYPE VI (Cross staffed)




FIRE HOUSE - FIREFIGHTER OFFICES



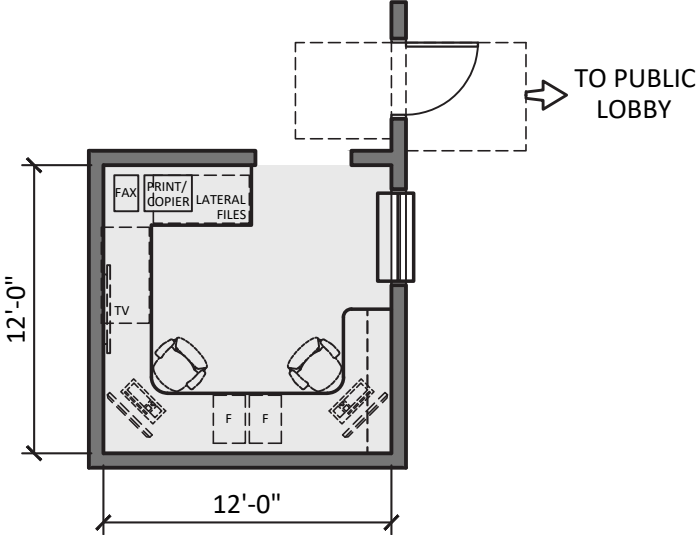
10. FIRE HOUSE PUBLIC LOBBY (180 S.F.)
SCALE: 1/8"=1'-0"



11. FIRE HOUSE PUBLIC RESTROOM (64 S.F.)
SCALE: 1/8"=1'-0"

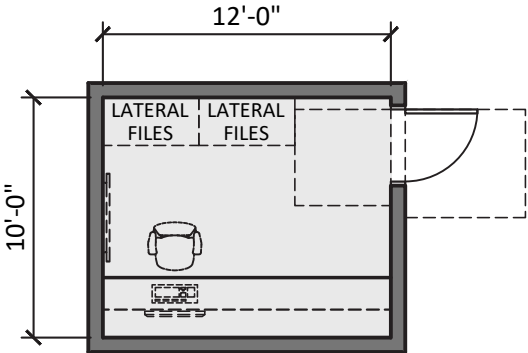


FIRE HOUSE - FIREFIGHTER OFFICES




12. WATCH OFFICE (144 S.F.)

SCALE: 1/8"=1'-0"

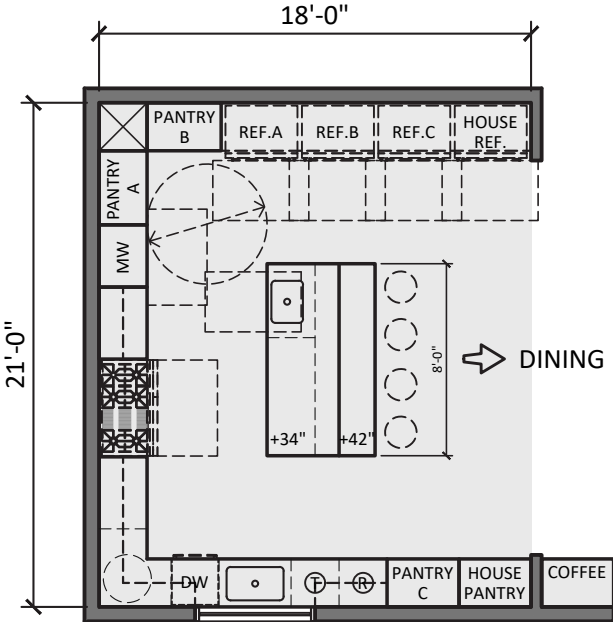


13. CAPTAIN'S OFFICE (120 S.F.)

SCALE: 1/8"=1'-0"

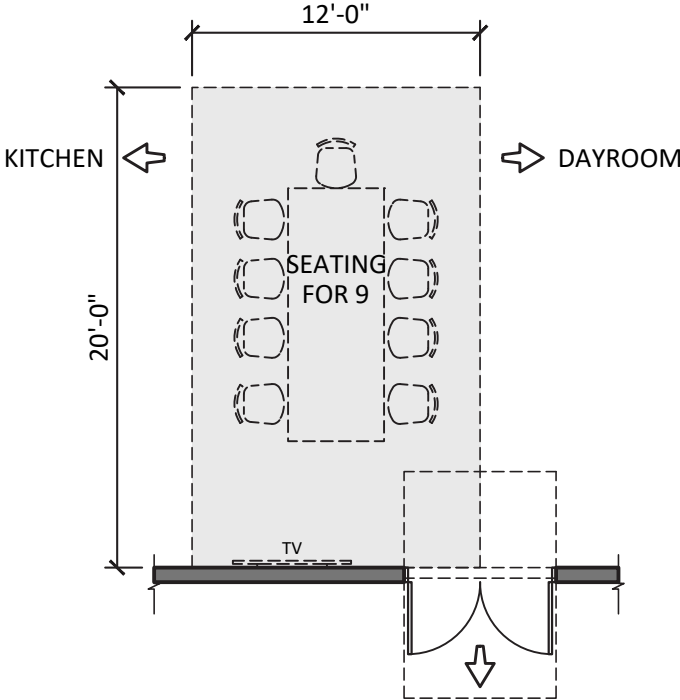


FIRE HOUSE - FIREFIGHTER QUARTERS




14. KITCHEN (378 S.F.)

SCALE: 1/8"=1'-0"




15. DINING AREA (240 S.F.)

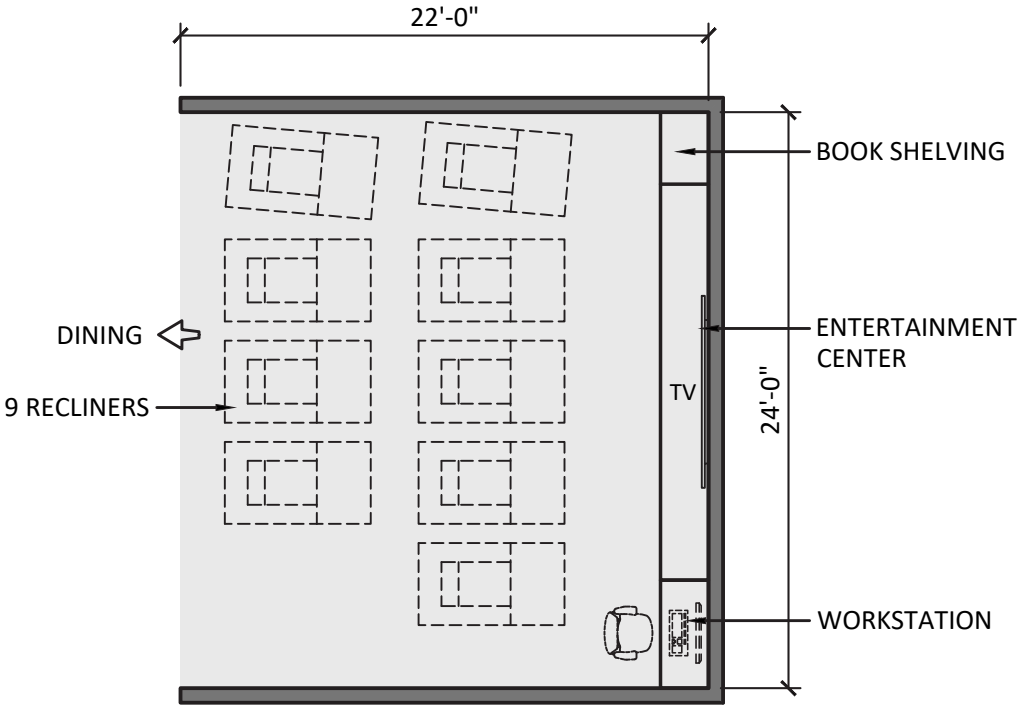
SCALE: 1/8"=1'-0"



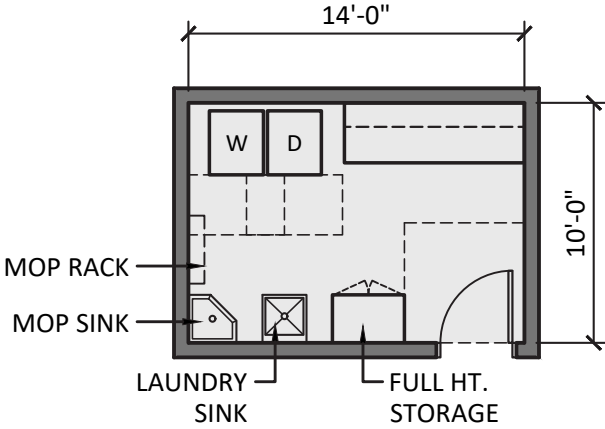
CITY OF BERKELEY
FIRE HOUSE NO. 7
 ENGINE 7, TYPE VI (Cross staffed)




FIRE HOUSE - FIREFIGHTER QUARTERS



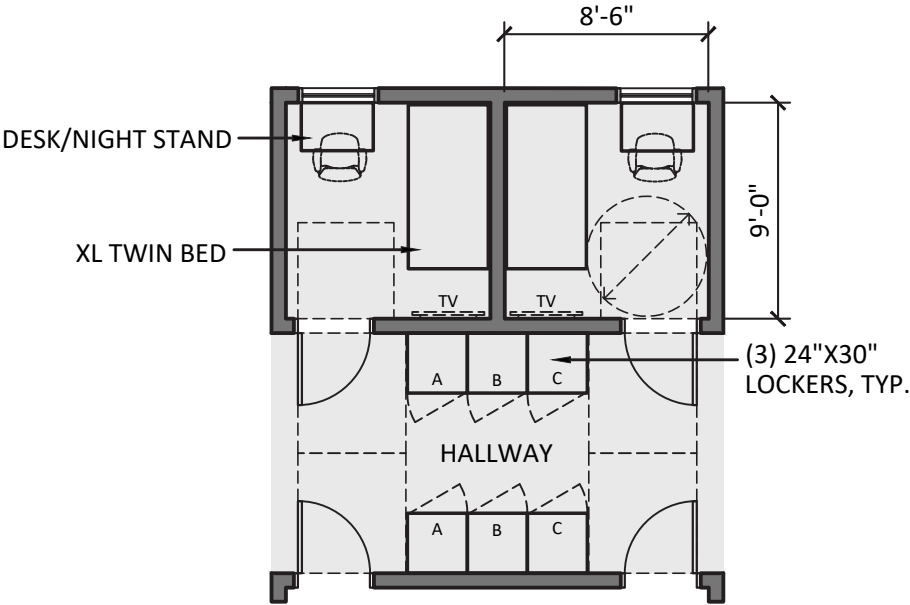
16. DAYROOM (528 S.F.)
SCALE: 1/8"=1'-0"



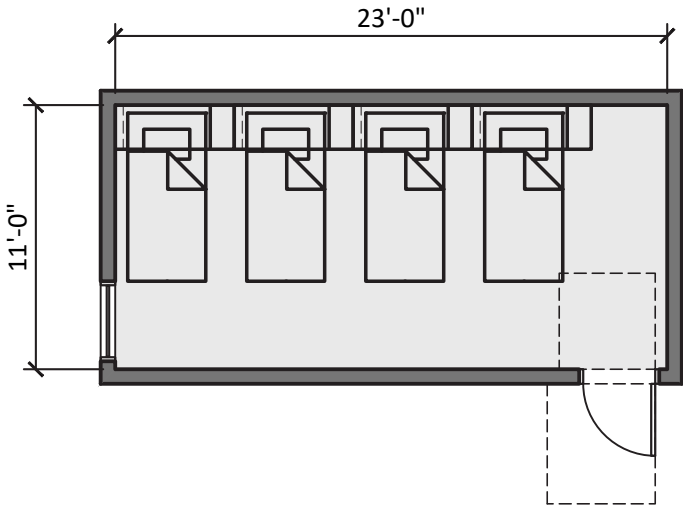
17. LAUNDRY ROOM (140 S.F.)
SCALE: 1/8"=1'-0"



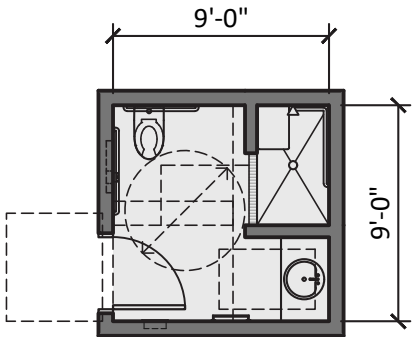
FIRE HOUSE - FIREFIGHTER QUARTERS




18. FIREFIGHTER BEDROOM - 4 (306 S.F.)
 SCALE: 1/8"=1'-0"



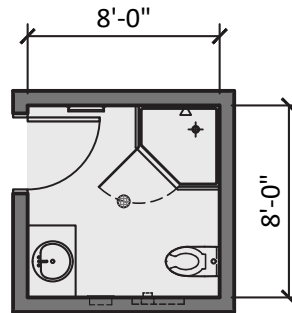
19. SURGE UNIT BEDROOM (253 S.F.)
 SCALE: 1/8"=1'-0"



20. FIREFIGHTER BATHROOM - ADA (81 S.F.)
 SCALE: 1/8"=1'-0"

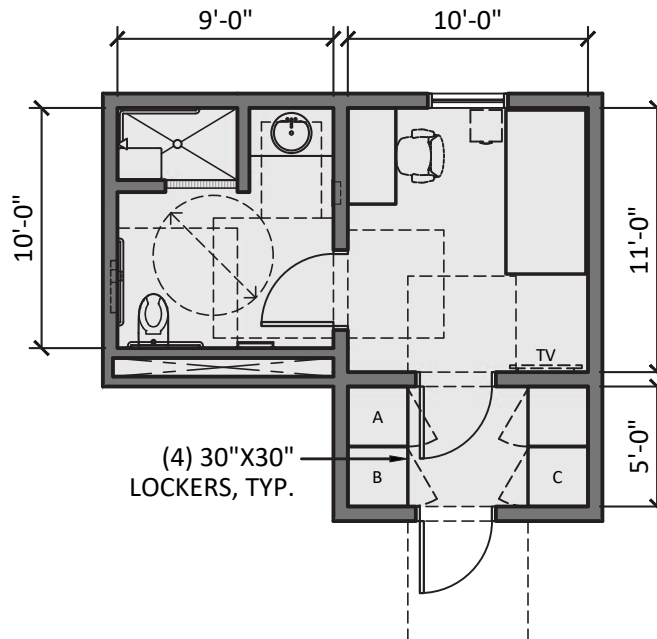


FIRE HOUSE - FIREFIGHTER QUARTERS



21. FIREFIGHTER BATHROOM - 3 (192 S.F.)

SCALE: 1/8"=1'-0"

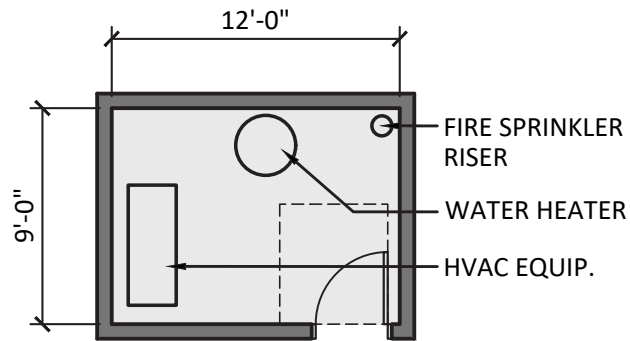


22. CAPTAIN BEDROOM & ACCESSIBLE BATHROOM (250 S.F.)

SCALE: 1/8"=1'-0"

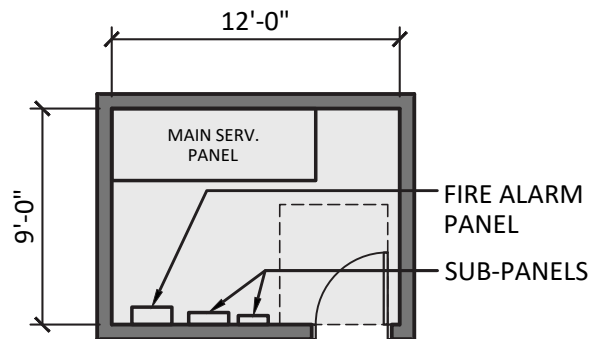


FIRE HOUSE - UTILITY SUPPORT/VERTICAL CIRCULATION



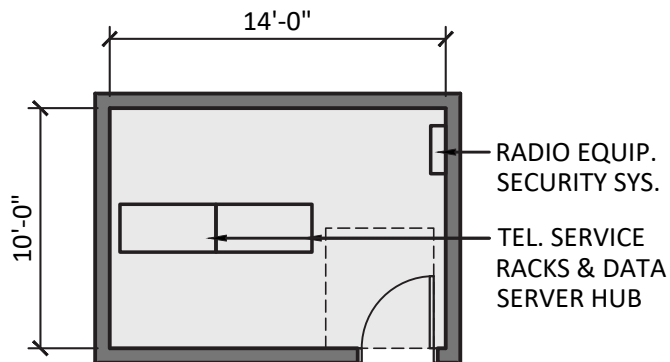
23. MECHANICAL ROOM (108 S.F.)

SCALE: 1/8"=1'-0"



24. ELECTRICAL ROOM (108 S.F.)

SCALE: 1/8"=1'-0"




25. COMMUNICATIONS ROOM (140 S.F.)

SCALE: 1/8"=1'-0"





LEGEND:

 EXISTING BUILDING AREA

SITE PLAN DIAGRAM

SCALE: 1/64" = 1'-0"



CITY OF BERKELEY
FIRE SERVICE MASTER PLAN
SITE STUDIES

TITLE:

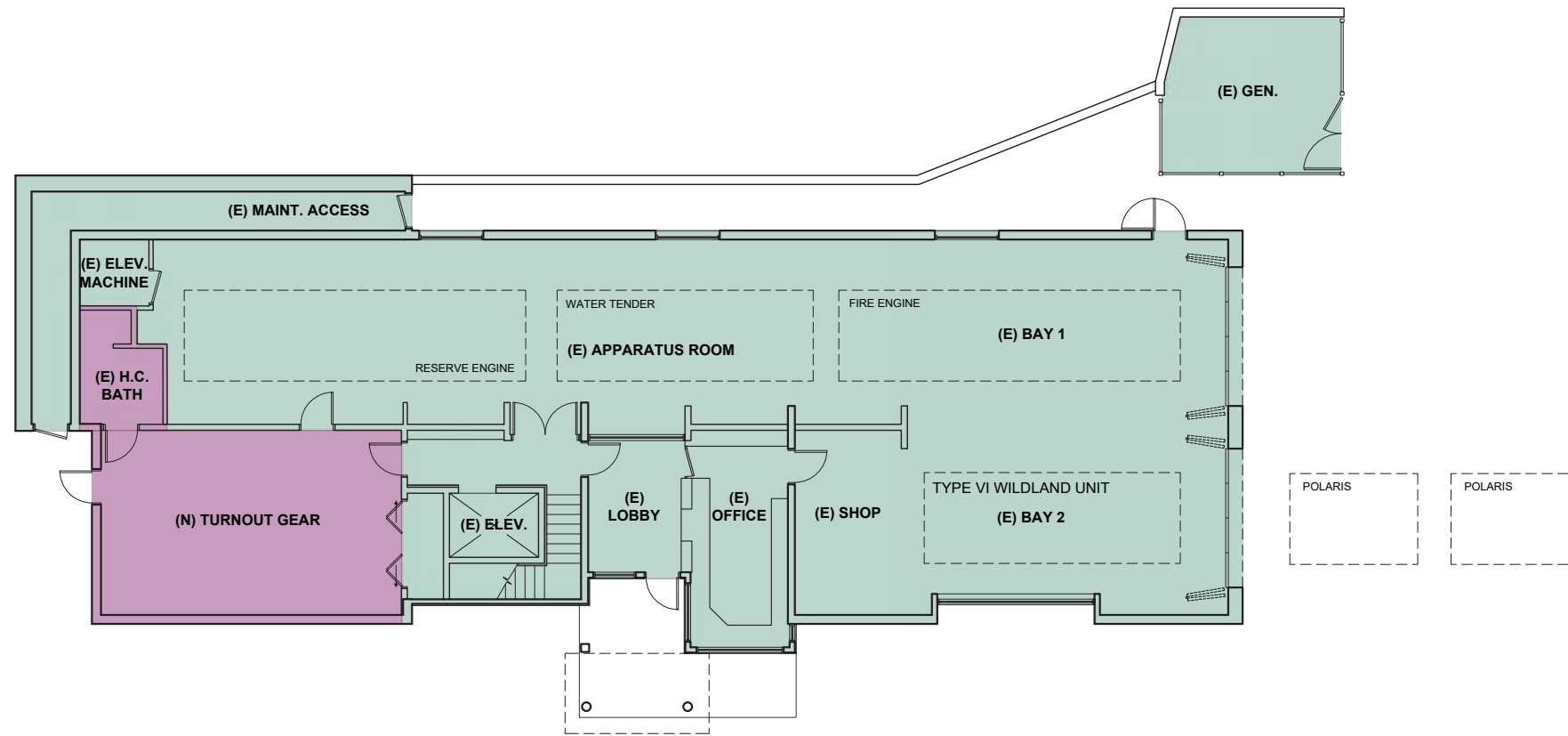
FIRE STATION NO. 7 - SITE PLAN (BUILDING RENOVATION)

3000 SHASTA ROAD, BERKELEY, CA 94708

03.17.2023

SIEGEL & STRAIN Architects
 6201 DOYLE STREET, SUITE B,
 EMERYVILLE, CA 94608
 phone: 510.547.8092 | www.siegelstrain.com

MARY McGRATH ARCHITECTS
 610 16th STREET, SUITE 219, OAKLAND, CA 94612
 phone: 510.208.9400
 www.marymcgratharchitects.com



FIRE STATION NO. 7
2 STORY BUILDING

EXISTING FIRST FLOOR BUILDING AREA: 3,967 S.F.
EXISTING SECOND FLOOR BUILDING AREA: 2,953 S.F.
TOTAL EXISTING BUILDING AREA: 6,920 S.F.

SECOND FLOOR BUILDING AREA EXPANSION:

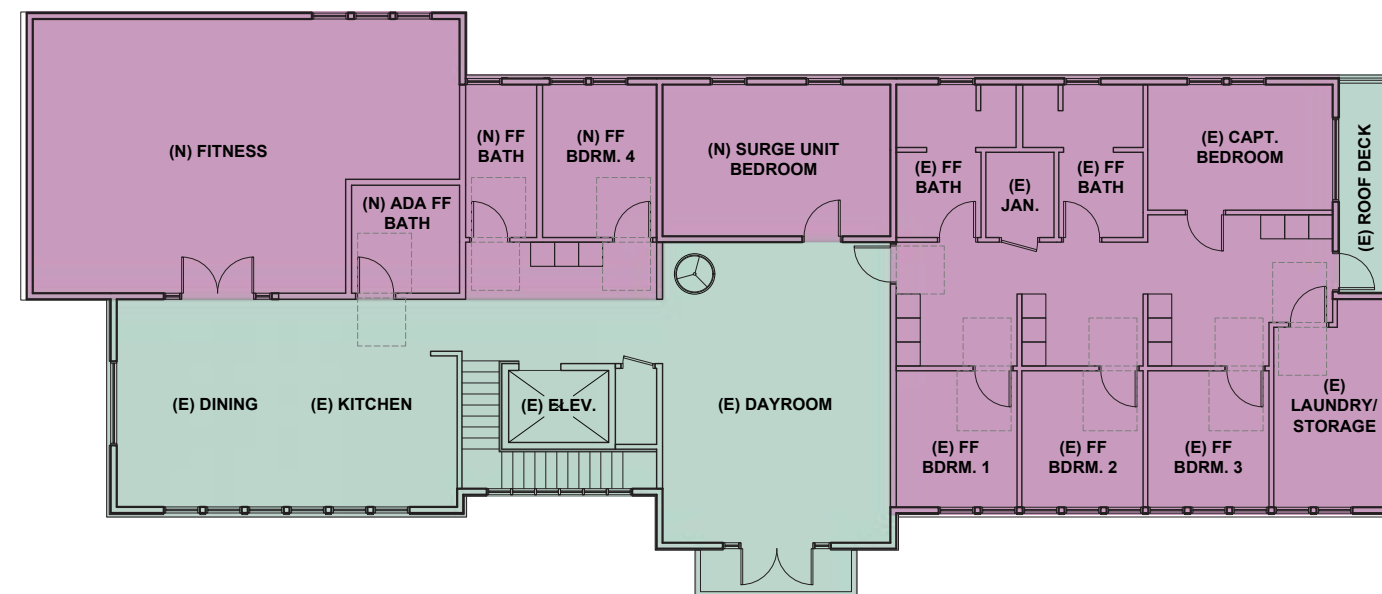
TOTAL BUILDING AREA RENOVATION: 8,000 S.F.

LEGEND:

- EXISTING BUILDING AREA
- RENOVATION AREA

FIRST FLOOR PLAN

SCALE: 1/16" = 1'-0"



SECOND FLOOR PLAN

SCALE: 1/16" = 1'-0"





**HEADQUARTERS,
TRAINING CLASSROOMS &
AMBULANCE DEPLOYMENT CENTER**



CITY OF BERKELEY
FIRE DEPARTMENT HEADQUARTERS
2100 MARTIN LUTHER KING JR. WAY, BERKELEY, CA 94704

DRAFT
MAY 08, 2023

PROJECT DESCRIPTION

The current BFD Headquarters is located within the Public Safety Building in downtown Berkeley. There is not adequate space at this location for all of the current staff nor the proposed additional staff, WUI division, training classrooms, or the proposed ambulance deployment center.

The recommendation is to relocate the headquarters to a city owned building which is large enough to accommodate the administrative offices, training classrooms, and the ambulance deployment center.

The ROM Project Budget for the Recommended Option is \$33-36 not including escalation beyond 2024.



**Fire Department Administrative Offices and Training Classrooms
Ambulance Deployment Center**

CONCEPTUAL SPACE NEEDS OUTLINE

No.	Type of Space	Space Attributes	Square Footage	
			Program	Size
SITE OPERATIONS				
	Staff Parking	40? staff parking spaces	TBD	10'x20' ea.
	Fire Department Vehicles	40? City Vehicle parking spaces	TBD	10'x20' ea.
	Visitor Parking	4 Total - One Accessible with ramp	1,000	10' x 20
	Generator Area	Located at rear yard	150	10'x15'
	Trash Enclosure	Exterior access for service; space for dumpster and recycling bins	150	10'x15'
	Flagpole	Flagpole area with lighting	25	5'x5'
	Outdoor Patio	Outdoor uses; adjacent to Staff Breakroom	200	10'x20'

Fire Department Administrative Offices and Training Classrooms

No.	Type of Space	Space Attributes	Square Footage	
			Program	Size
OFFICE OF THE CHIEF, OPERATIONS and SUPPORT SERVICES				
A1	Fire Chief Office	Private office, lateral file cabinets, meeting table for 4, shelving	256	16' x 16'
A2	Communications Specialist	Private office, lateral file cabinets, shelving	143	11' x 13'
A3	Project Manager	Private Office	132	11' x 12'
A4	Confidential Secretary	Private office, lateral file cabinets, shelving	132	11' x 12'
A5	Deputy Fire Chief Operations Office	Private office, lateral file cabinets, meeting over desk, shelving	156	12' x 13'
A6	Administrative Assistance (2)	Open work stations	160	8' x 10' (2)
A7	Deputy Fire Chief Support Services	Private office, lateral file cabinets, meeting over desk, shelving	156	12' x 13'
A8	Assistant Fire Chief Support Services	Private office, lateral file cabinets, meeting over desk, shelving	156	12' x 13'
A9	Assistant Mgmt. Analyst (2)	Private office, lateral file cabinets, shelving	264	11' x 12' (2)
A10	Small Conference	Seating for 6-8; white board	180	15' x 12'
OFFICE OF THE CHIEF, OPERATIONS, SUPPORT SERVICES Work Area Subtotal			1,735	

Training Division			Program	Size
T1	Training Assistant Chief	Private office, lateral file cabinets, meeting over desk, shelving	156	12' x 13'
T2	Training Admin.	Open work station	80	8' x 10'
T3	Training Specialist	Private Office	132	11' x 12'
T4	Training Officer (2)	Private office, lateral file cabinets, shelving	264	11' x 12' (2)
T5	Training Support (Interns and RTO) (4)	Touch down work stations adjacent to plan WUI Captain	144	6' x 6' (4)
T6	Administrative Assistance (2)	Open work stations	160	8' x 10' (2)
T7	Human Performance Coaches Strength and Rehab (2)	Private office with area for training table.	336	12' x 14' (2)
T8	Human Performance Coaches (Nutrition and Behavior)	Private office with area for training table.	336	12' x 14' (2)
T9	Small Conference	Seating for 6-8; white board	180	15' x 12'
TRAINING DIVISION Area Subtotal			1,788	

Fire Department Administrative Offices and Training Classrooms				
No.	Type of Space	Space Attributes	Program	Size
ADMINISTRATION AND FISCAL			Program	Size
F1	Admin & fiscal Service Manager	Private office with plan layout desk, lateral file cabinets, shelving	143	11' x 13'
F2	Associate Mgmt. Analyst (2)	Private office, lateral file cabinets, shelving	264	11' x 12' (2)
F3	Accounting Office Spec. III (four positions)	Open work stations, lateral file cabinets, shelving, adjacent to copy, file, supply room	320	8' x 10' (4)
F4	Office Specialist II (2)	Open work stations, lateral file cabinets, shelving, adjacent to copy, file, supply room	160	8' x 10' (2)
F5	Budget Associate Management Analyst	Open work stations, lateral file cabinets, shelving, adjacent to copy, file, supply room	80	8' x 10' (1)
F6	Small Conference	Seating for 6-8; white board	180	15' x 12'
ADMINISTRATION AND FISCAL Area Subtotal			1,147	

EMS			Program	Size
EMS1	EMS Assistant Fire Chief	Private office, lateral file cabinets, shelving	143	11' x 13'
EMS2	EMS Captains (2)	Shared Private Office with two desks	156	12' x 13'
EMS3	EMS Quality Improvement	Private office, lateral file cabinets, shelving	143	11' x 13'
EMS4	EMS Open work Area 95 positions) EMS Admin. Assistant EMS CQI EMS Recruitment/Academy Interns (2)	Open work stations adjacent to lobby, lateral file cabinets, shelving, adjacent to copy, file, supply room	400	8' x 10' (5)
Fire Department EMS Work Area Subtotal			842	

Emergency Management			Program	Size
EM1	Emergency Manager Program Manager II	Private office with meeting space over desk, lateral file cabinets, shelving	143	11' x 13'
EM2	Emergency Services Coordinator Open work Area (3 positions)	Open work stations, lateral file cabinets, shelving, adjacent to copy, file, supply room	240	8' x 10' (3)
EM3	Emergency Planning Support (interns 2)	Open work stations, lateral file cabinets, shelving, adjacent to copy, file, supply room	160	8' x 10' (2)
Fire Department Emergency Management Work Area Subtotal			543	

Fire Prevention			Program	Size
FP1	Fire Marshal	Private office with meeting space over desk, lateral file cabinets, shelving	143	11' x 13'
FP2	Assistant Mgmt. Analyst	Private office, lateral file cabinets, shelving	132	11' x 12'
FP3	Deputy Fire Marshal	Private office with meeting space over desk. Layout out space for plan review.	143	11' x 13'
FP4	Fire Prevention Open Work Area Plans Review (Two Positions)	Open Work Area adjacent to Fire Marshall ; two work stations and work counter for plan layout, storage area for inactive files.	200	10' x 10' (2)
FP5	Inspector Open work Area (Five positions)	Open works station with area for plan layout	400	8' x 10' (5)
FP6	Light Duty Work Stations (2)	Open works station with area for plan layout	160	8' x 10' (2)
FP7	Library and Storage - Archives	Full-height shelving	100	10' x 10'
FP8	Small Conference	seating for 6-8; white board	180	15' x 12'
Fire Prevention Work Area Subtotal			1,458	

Fire Department Administrative Offices and Training Classrooms				
No.	Type of Space	Space Attributes	Program	Size
Wildland Division (WUI)			Program	Size
WD1	Assistant Chief	Private office with meeting space over desk, lateral file cabinets, shelving	143	11' x 13'
WD2	Office Specialist	Open work station, lateral file cabinets, shelving, adjacent to copy, file, supply room	80	8' x 10' (1)
WD3	WUI Captain	Open work station, lateral file cabinets, shelving, adjacent to copy, file, supply room	80	8' x 10' (1)
WD4	Vegetation Management	Open work station, lateral file cabinets, shelving, adjacent to copy, file, supply room	80	8' x 10' (1)
WD5	Inspector Open work Area (Three positions)	Touch down work stations adjacent to plan WUI Captain	108	6' x 6' (3)
WD6	Field Coordinator/Inspection education/Interns (6 TD)	Touch down work stations adjacent to plan WUI Captain	216	6' x 6' (6)
Wildland Division Work Area Subtotal			707	
Shared and Support Spaces			Program	Size
S1	Public Entry Lobby	Interior space for visitor seating; Reception counter, adjacent to small conference room	168	12' x 14'
S2	Historic Display	Interior lobby space for the display of BFD Historic artifacts	168	12' x 14'
S3	Public Restroom	ADA Accessible restrooms adjacent to Lobby, 2 Gender Neutral	128	8' x 8' x 2
S4	Admin Workroom/Storage	full-height shelving, open area for copy machine, central work counter for report assembly, storage for office supplies, form storage, mail box for each station and admin. personnel	224	14'x16'
S5	Large Conference Room	seating for 20-24; storage cabinets, counter space, white board, Adjacent to Lobby	900	30' x 30'
S6	Small Conference	seating for 6-8; white board (adjacent to Lobby)	180	15' x 12'
S7	Admin. Break Room	seating for 8; kitchenette, vending	224	14'x16'
S8	Staff Restroom/locker Room	ADA Accessible restroom adjacent to break room. 6- 36" high lockers. One restroom/locker room each for men and women.	384	12' x 16' (2)
S9	Fitness Room	Space for 5-6 people to work out at one time.	1,200	30' x 40'
S10	Admin. Janitors Room	Storage for cleaning supplies, vacuum, mop sink with mop rack, mop bucket, paper goods,	48	6' x 8'
S11	General Storage - Supply	Full-height shelving. Public Ed. Storage	64	8' x 8'
S12	Admin File Storage	File cabinets (locking)	108	9' x 12'
S13	General Building Storage	Storage for building supplies such as light bulbs, extra paint, ceiling tiles, etc.)	48	6' x 8'
Fire Department Shared and Support Spaces Subtotal			3,676	

Fire Department Administrative Offices and Training Classrooms				
No.	Type of Space	Space Attributes		
EOC/Training Classroom				
No.	Type of Space	Space Attributes		
E1	Main Classroom	Seating for 60; storage areas; counters	2,208	46' x 48'
E2	Equipment Storage	shelving for equipment	180	12' x 15'
E3	Table and Chair Storage	Table and Chair storage	192	12' x 16'
E4	Secondary Classroom	seating for 24-30	768	24' x 32'
Training Classroom Subtotal:			3,348	
UTILITY SUPPORT SPACE				
	UTILITY SUPPORT SPACE		Program	Size
U1	Mechanical Room	HVAC equipment; hot water heater; fire sprinkler riser.	160	8' x 10' (2)
U2	Electrical Room	Main service panel, fire alarm panel; sub panels	192	12' x 16'
U3	Communications Room	Telephone service racks, alert response system hub, data server hub, radio equipment; security system	192	12' x 16'
Utility Support Subtotal			544	
Headquarters Space Needs Summary			Program	
Fire Department Administrative Work Area Subtotal			1,735	
Training Division Subtotal			1,788	
Fire Department Finance Work Area Subtotal			1,147	
Fire Department EMS Work Area Subtotal			842	
Fire Department Emergency Management Work Area Subtotal			543	
Fire Prevention Work Area Subtotal			1,458	
Wildland Division Work Area Subtotal			707	
Fire Department Shared and Support Spaces Subtotal			3,676	
EOC and Training Classrooms			3,348	
Utility Support Subtotal			544	
Headquarters Subtotal:			15,788	
Circulation at 30%			4,736	
Headquarters Subtotal (SF):			20,524	
Ambulance Deployment Center Subtotal (SF): (See attached spreadsheet)			8,324	
Sub total:			28,848	Net SF
Grossing Factor: 15%			4,327	
Grand Total HQ, Training Classrooms and Deployment Center:			33,176	

Ambulance Deployment Center
2 Paramedics, 8 EMTs, (12 and 10 hour shifts)
Located at HQ

CONCEPTUAL SPACE NEEDS OUTLINE

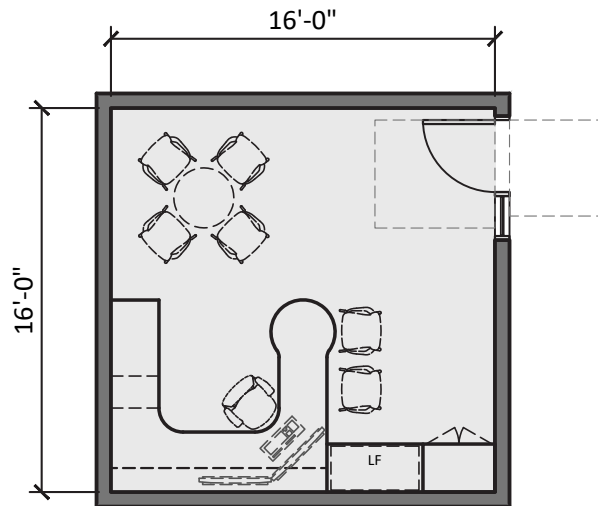
Deployment Center Staffing	Current	Future
One ALS Unit	2	0
Four BLS Units	8	0
Ambulance - Reserve	0	0
TOTAL CURRENT AND PLANNED STAFFING:	10	0

No.	Type of Space	Space Attributes	Square Footage	
			Program	Size
SITE OPERATIONS				
	Firefighter Parking	24 firefighter parking spaces, secure and separate from public parking	4,800	10'x20' ea.
	Generator Area	Located at rear yard	150	10'x15'
	Outdoor Patio or Deck	Outdoor uses; adjacent to Kitchen	200	10'x20'

No.	Type of Space	Space Attributes	Square Footage	
			Program	Size
Ambulance Deployment Center - APP BAY/APP BAY SUPPORT				
1	Parking for five Ambulances	Five Ambulances . Bay size for five units. Need power to each unit.	2,400	(5) 16' x 30'
2	Medical Supply Closet	Heavy Duty Shelving; medical supplies off of apparatus bay.	160	10' x 16'
3	Medical Clean Up	Clean-up sink, shelving, Alcove in bay or near units at entry	18	3' x 6'
4	Janitor Room	Service sink, mop rack; janitorial supplies;	48	6' x 8'
5	Medical Equipment Storage and Charging	Heavy Duty Shelving Equipment Charging location	64	8' x 8'
6	Restroom	Medic/EMS toilet and sink, off of apparatus bay	64	8' x 8'
7	Fitness Room	Work out area with cardio and other equipment. Share with HQ.	576	24' x 24'
Deployment Center - App Bay/Support Subtotal			2,754	

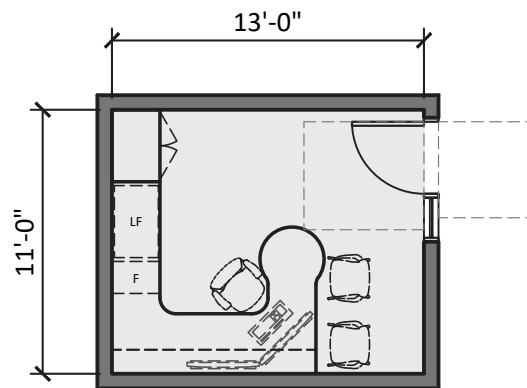
No.	Type of Space	Space Attributes	Square Footage	
Deployment Center Staging Area			Program	Size
8	Kitchenette	Kitchen with two refrigerators, sink, dishwasher and 2 microwaves and space for ice machine. Share with HQ.	192	12' x 16'
9	Dining Area	Seating for 10 persons; wall-mounted TV; open to kitchen; Share with HQ	168	14' x 12'
10	Laundry Room	Service sink; countertop; janitorial supplies; mop rack, Washer/Dryer, Extractor and TO Dryer, SCBA Washer	240	12' x 20'
11	Locker Area	44-36" high lockers, double stacked in open room. 18" wide x 2' deep.	360	18' x 20'
12	Gender Neutral Bathroom/Shower ADA	1 accessible restroom with shower, sink, toilet	81	9' x 9'
13	Gender Neutral Bathrooms	2 restrooms with sink, toilet	128	8' x 8' (2)
14	Changing Rooms	10 private changing rooms	480	6' x 8' (10)
Deployment Center - Staging Area Subtotal			1,649	

Ambulance Deployment Center:		Program	
	App Bay/Bay Support Subtotal	2,754	
	Staging Area Subtotal	1,649	
	Utility Support Subtotal	2,000	
	BUILDING SUBTOTAL (SF)	6,403	
	Circulation at 30%	1,921	
Ambulance Deployment Center: GRAND TOTAL (SF)		8,324	



A1 FIRE CHIEF OFFICE (256 S.F.)

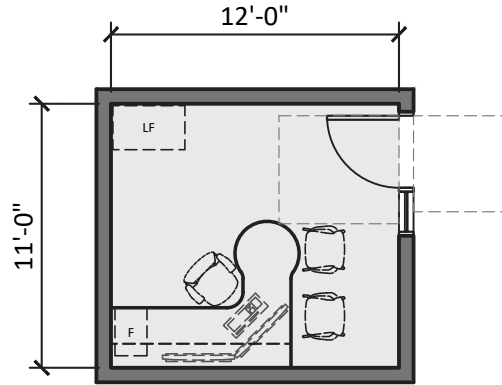
SCALE: 1/8"=1'-0"



A2 COMMUNICATIONS SPECIALIST (143 S.F.)

SCALE: 1/8"=1'-0"

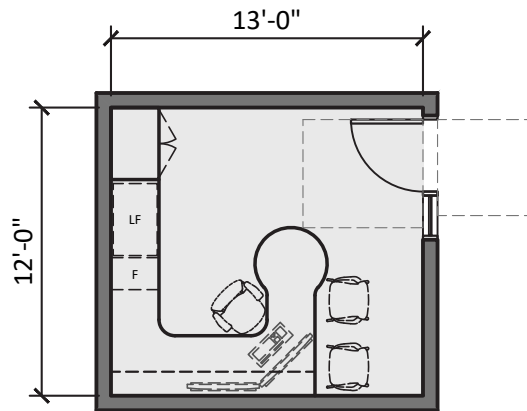




A3 PROJECT MANAGER (132 S.F.)


A4 CONFIDENTIAL SECRETARY (132 S.F.)

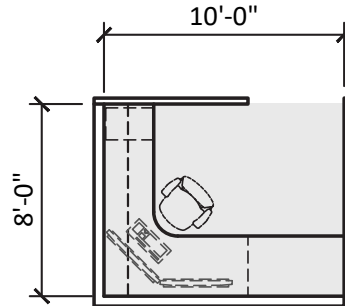
SCALE: 1/8"=1'-0"



A5 DEPUTY FIRE CHIEF OPERATIONS OFFICE (156 S.F.)

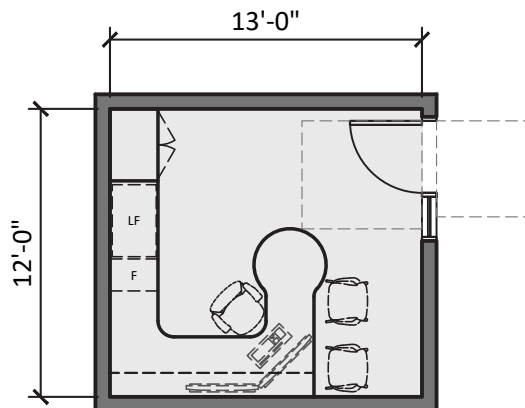
SCALE: 1/8"=1'-0"





A6 ADMINISTRATIVE ASSISTANCE - 2 (160 S.F.)


SCALE: 1/8"=1'-0"

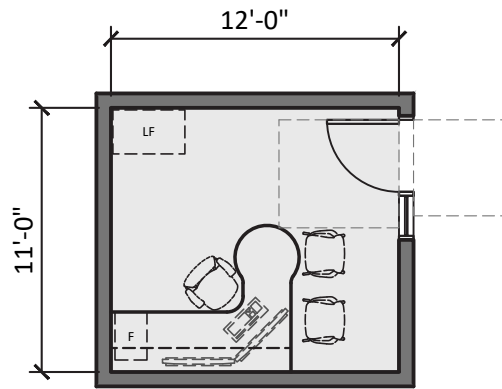


A7 DEPUTY FIRE CHIEF SUPPORT SERVICES (156 S.F.)

A8 ASSISTANT FIRE CHIEF SUPPORT SERVICES (156 S.F.)

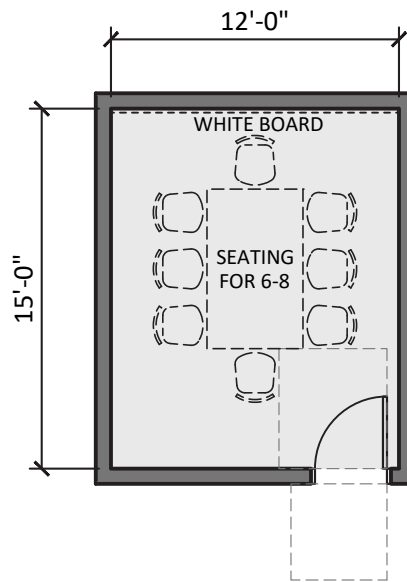
SCALE: 1/8"=1'-0"






A9 ASSISTANT MGMT. ANALYST - 2 (264 S.F.)

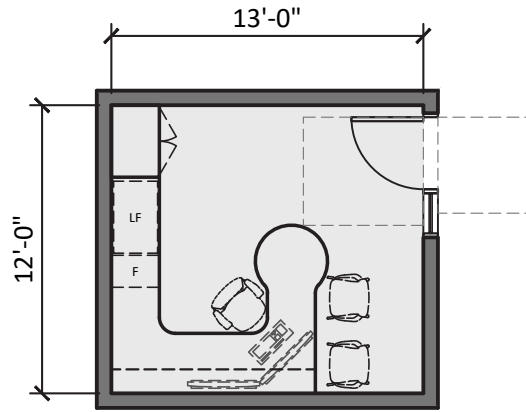
SCALE: 1/8"=1'-0"



A10 SMALL CONFERENCE (180 S.F.)

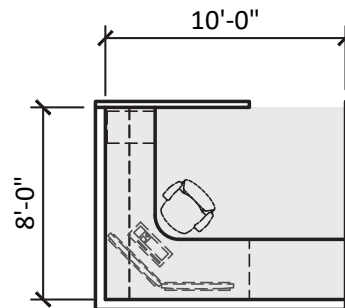
SCALE: 1/8"=1'-0"





T1 TRAINING ASSISTANT CHIEF (156 S.F.)

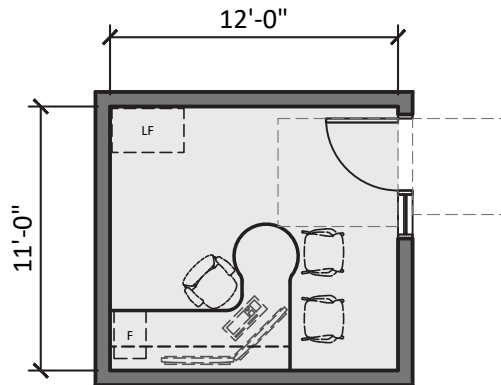
SCALE: 1/8"=1'-0"



T2 TRAINING ADMIN. (80 S.F.)

SCALE: 1/8"=1'-0"

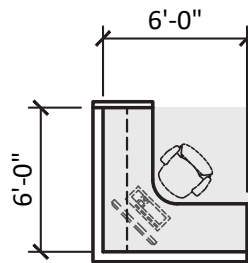




T3 TRAINING SPECIALIST (132 S.F.)

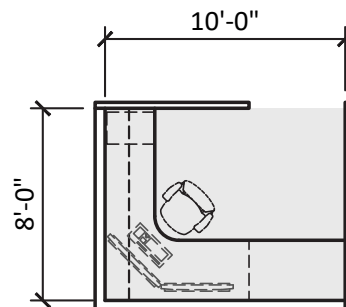
T4 TRAINING OFFICER - 2 (264 S.F.)

SCALE: 1/8"=1'-0"



T5 TRAINING SUPPORT (INTERNS AND RTO - 4) (144 S.F.)

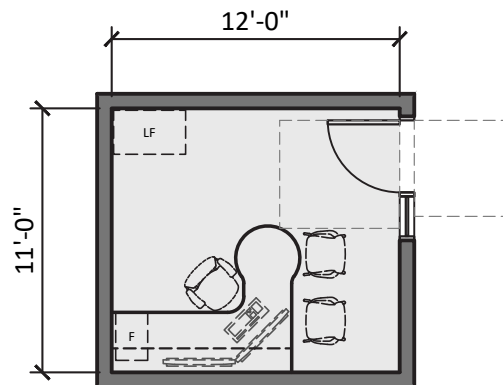
SCALE: 1/8"=1'-0"



T6 ADMINISTRATIVE ASSISTANCE - 2 (160 S.F.)

SCALE: 1/8"=1'-0"

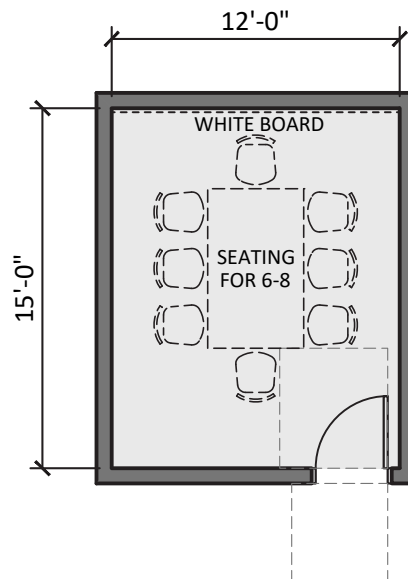




T7 HUMAN PERFORMANCE COACHES (STRENGTH AND REHAB - 2 (336 S.F.)

T8 HUMAN PERFORMANCE COACHES (NUTRITION AND BEHAVIOR - 2 (336 S.F.)

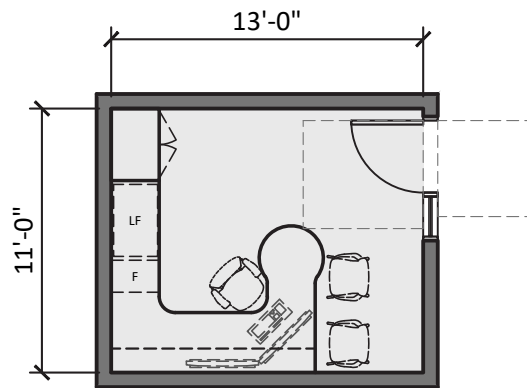
SCALE: 1/8"=1'-0"



T9 SMALL CONFERENCE (180 S.F.)

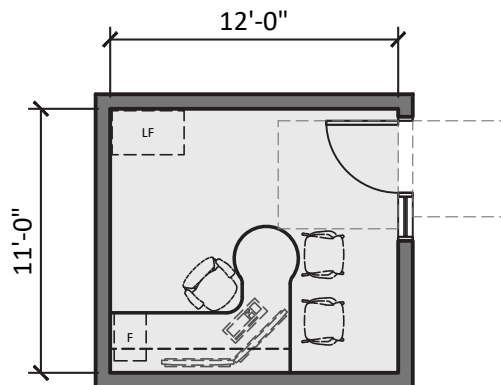
SCALE: 1/8"=1'-0"





F1 ADMIN. & FISCAL SERVICE MANAGER (143 S.F.)

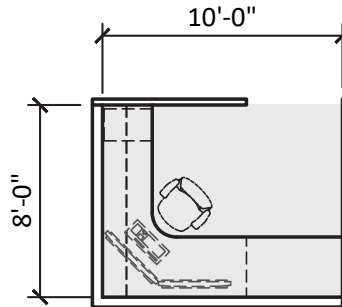
SCALE: 1/8"=1'-0"



FP2 ASSOCIATE MGMT. ANALYST - 2 (264 S.F.)

SCALE: 1/8"=1'-0"



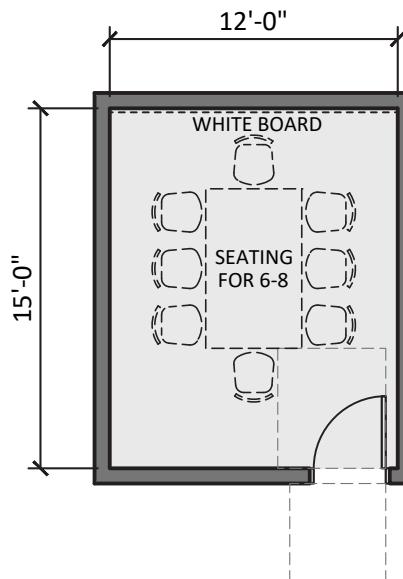


F3 ACCOUNTING OFFICE SPEC. III - 4 POSITIONS (320 S.F.)

F4 OFFICE SPECIALIST II - 2 (160 S.F.)

F5 BUDGET ASSOCIATE MANAGEMENT ANALYST (80 S.F.)

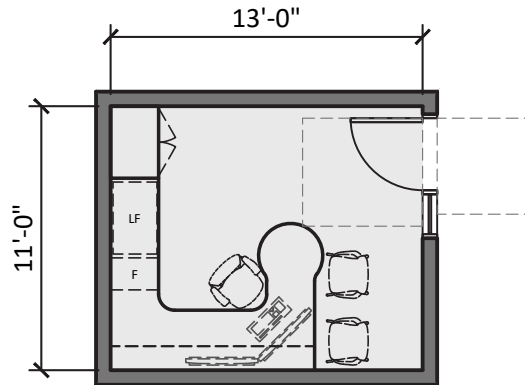
SCALE: 1/8"=1'-0"



F6 SMALL CONFERENCE (180 S.F.)

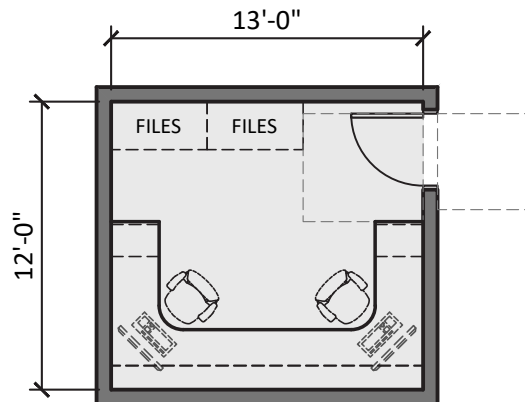
SCALE: 1/8"=1'-0"





EMS1 EMS ASSISTANT FIRE CHIEF (143 S.F.)

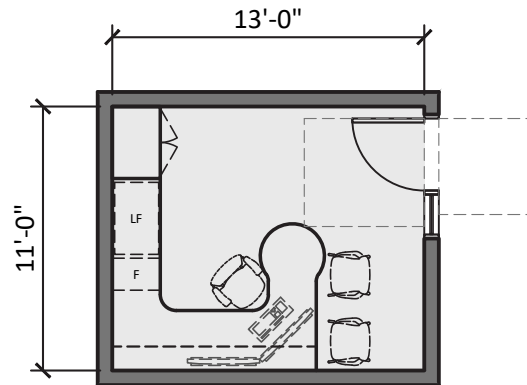
SCALE: 1/8"=1'-0"



EMS2 EMS CAPTAINS (156 S.F.)

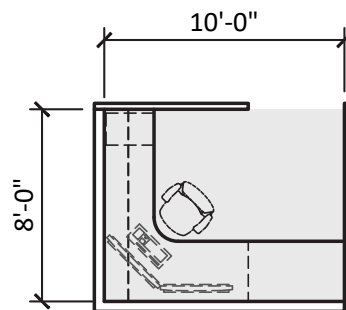
SCALE: 1/8"=1'-0"





EMS3 EMS QUALITY IMPROVEMENT (143 S.F.)

SCALE: 1/8"=1'-0"



EMS4 EMS OPEN WORK AREA (95 POSITIONS)

EMS ADMIN. ASSISTANT

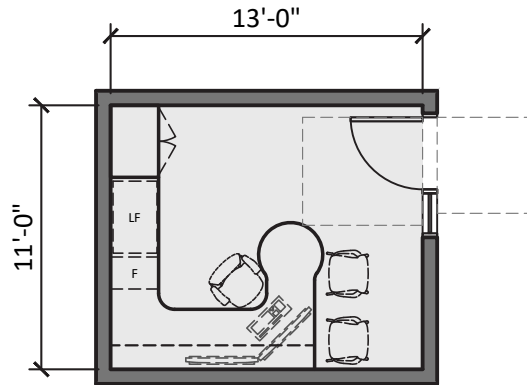
EMS CQI

EMS RECRUITMENT/ACADEMY INTERNS - 2

(8'X10') (5) 400 S.F.

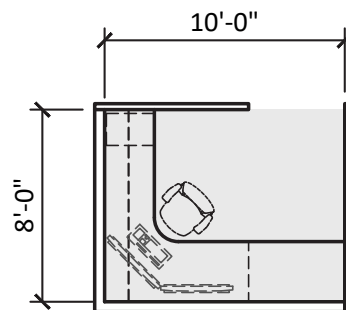
SCALE: 1/8"=1'-0"





EM1 EMERGENCY MANAGER PROGRAM MANAGER II (143 S.F.)


SCALE: 1/8"=1'-0"

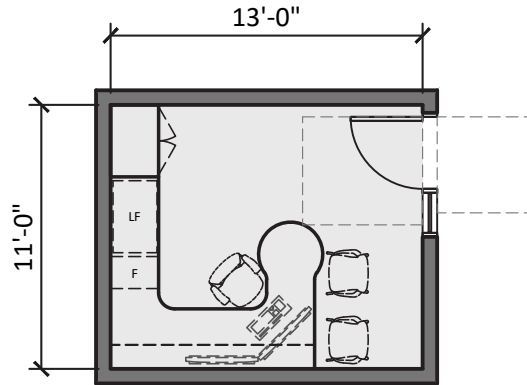


EM2 EMERGENCY SERVICES COORDINATOR OPEN WORK AREA - 3 POSITIONS (240 S.F.)

EM3 EMERGENCY PLANNING SUPPORT - 2 INTERNS (160 S.F.)

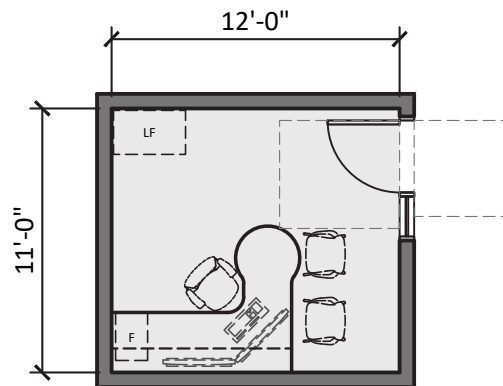
SCALE: 1/8"=1'-0"





FP1 FIRE MARSHAL (143 S.F.)

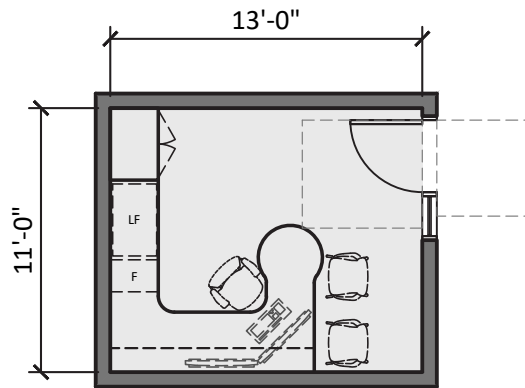
SCALE: 1/8"=1'-0"



FP2 ASSISTANT MGMT. ANALYST (132 S.F.)

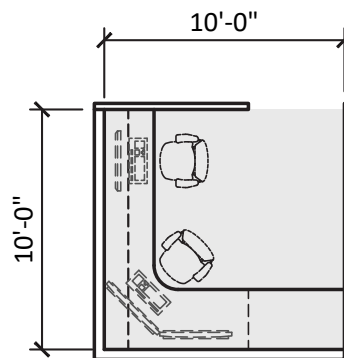
SCALE: 1/8"=1'-0"





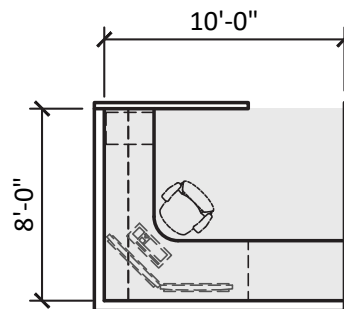
FP3 DEPUTY FIRE MARSHAL (143 S.F.)

SCALE: 1/8"=1'-0"



FP4 FIRE PREVENTION OPEN WORK AREA - TWO POSITIONS (200 S.F.)

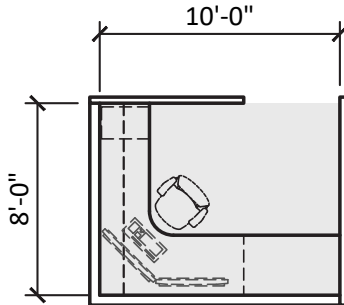
SCALE: 1/8"=1'-0"



FP5 INSPECTOR OPEN WORK AREA - FIVE POSITIONS (400 S.F.)

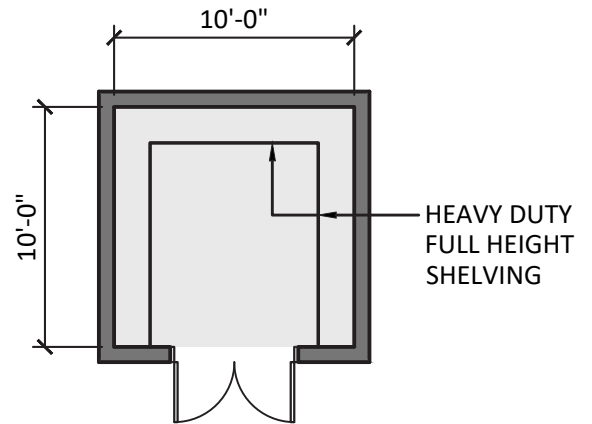
SCALE: 1/8"=1'-0"





FP6 LIGHT DUTY WORKSTATIONS - 2 (160 S.F.)

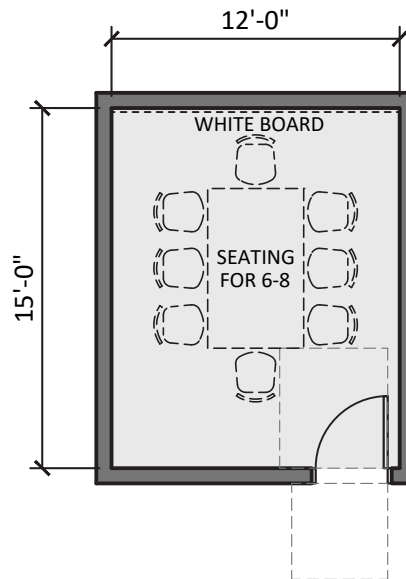
SCALE: 1/8"=1'-0"



FP7 LIBRARY AND STORAGE

- ARCHIVES (100 S.F.)

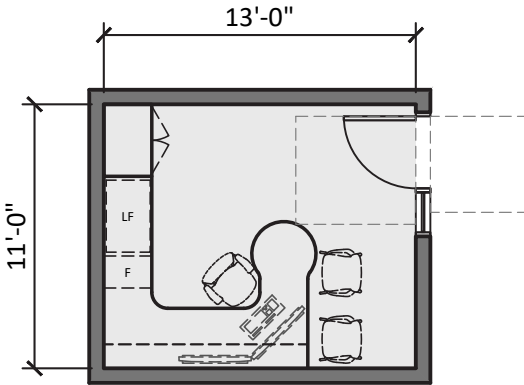
SCALE: 1/8"=1'-0"



FP8 SMALL CONFERENCE (180 S.F.)

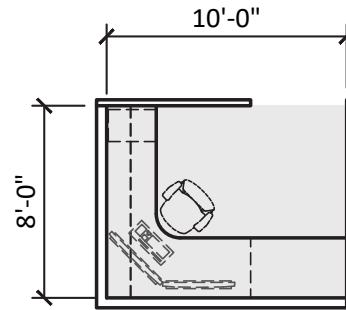
SCALE: 1/8"=1'-0"





WD1 ASSISTANT CHIEF (143 S.F.)

SCALE: 1/8"=1'-0"

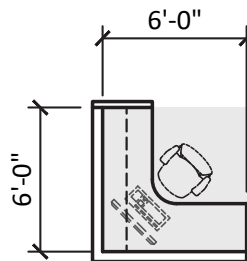


WD2 OFFICE SPECIALIST (80 S.F.)

WD3 WUI CAPTAIN (80 S.F.)

WD4 VEGETATION MANAGEMENT (80 S.F.)

SCALE: 1/8"=1'-0"

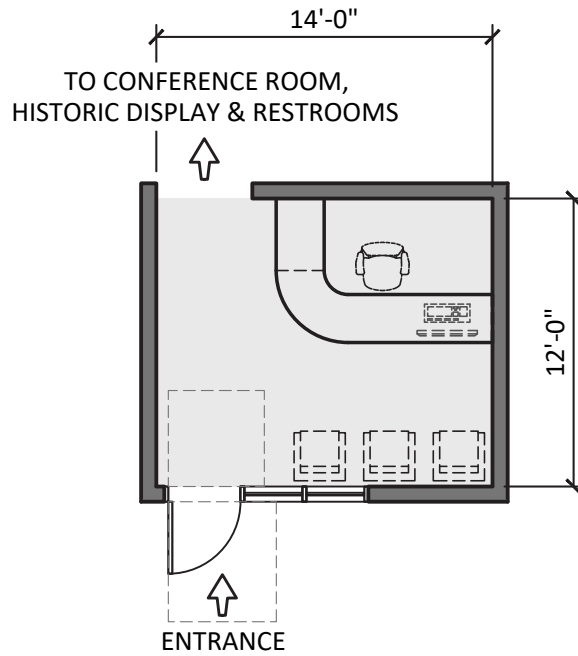


WD5 INSPECTOR OPEN WORK AREA - 3 POSITIONS (108 S.F.)

WD6 FIELD COORDINATOR/INSPECTION EDUCATION/INTERNS - 6 TD (216 S.F.)

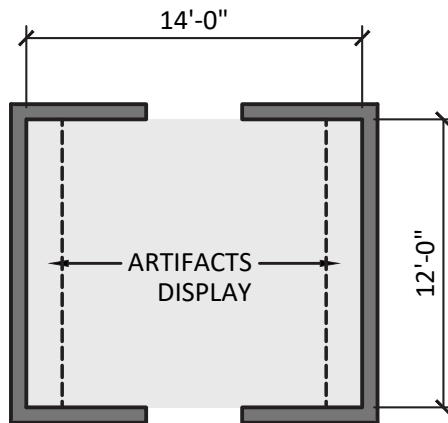
SCALE: 1/8"=1'-0"





S1 PUBLIC ENTRY LOBBY (168 S.F.)

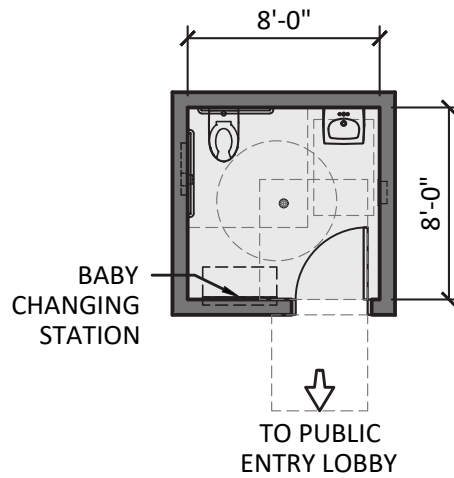
SCALE: 1/8"=1'-0"



S2 HISTORIC DISPLAY (168 S.F.)

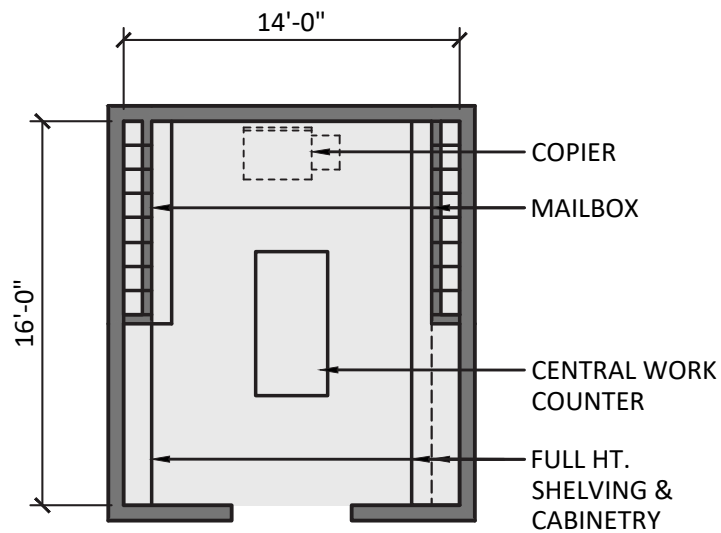
SCALE: 1/8"=1'-0"





S3 PUBLIC RESTROOM - 2 (128 S.F.)

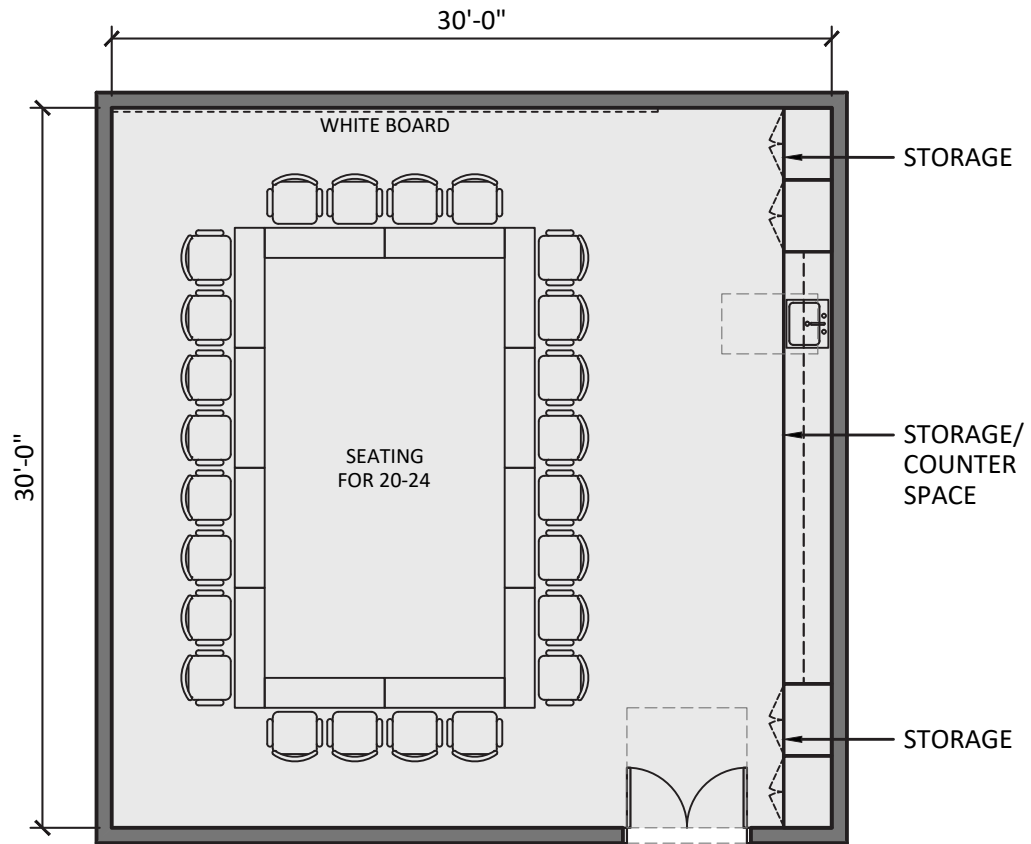
SCALE: 1/8"=1'-0"



S4 ADMIN. WORKROOM/STORAGE (224 S.F.)

SCALE: 1/8"=1'-0"

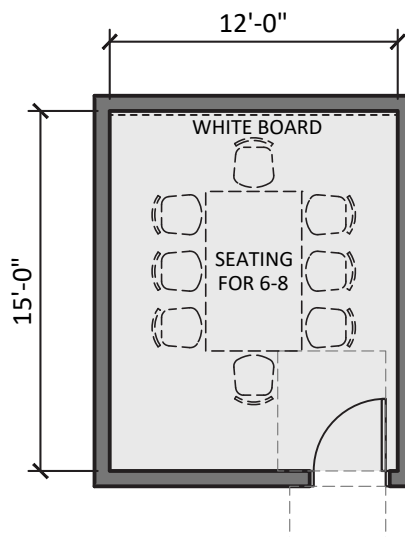




S5 LARGE CONFERENCE ROOM (900 S.F.)


SCALE: 1/8"=1'-0"

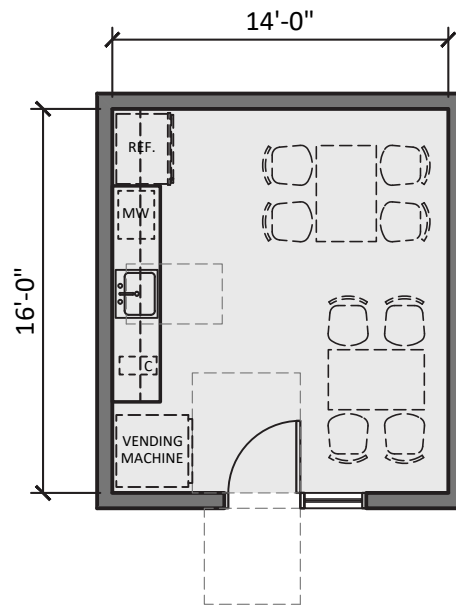
TO PUBLIC
ENTRY LOBBY



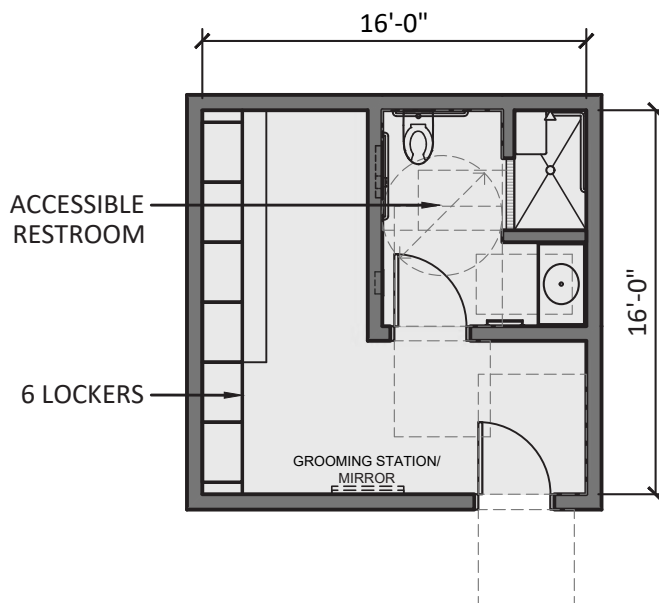
S6 SMALL CONFERENCE (180 S.F.)

SCALE: 1/8"=1'-0"



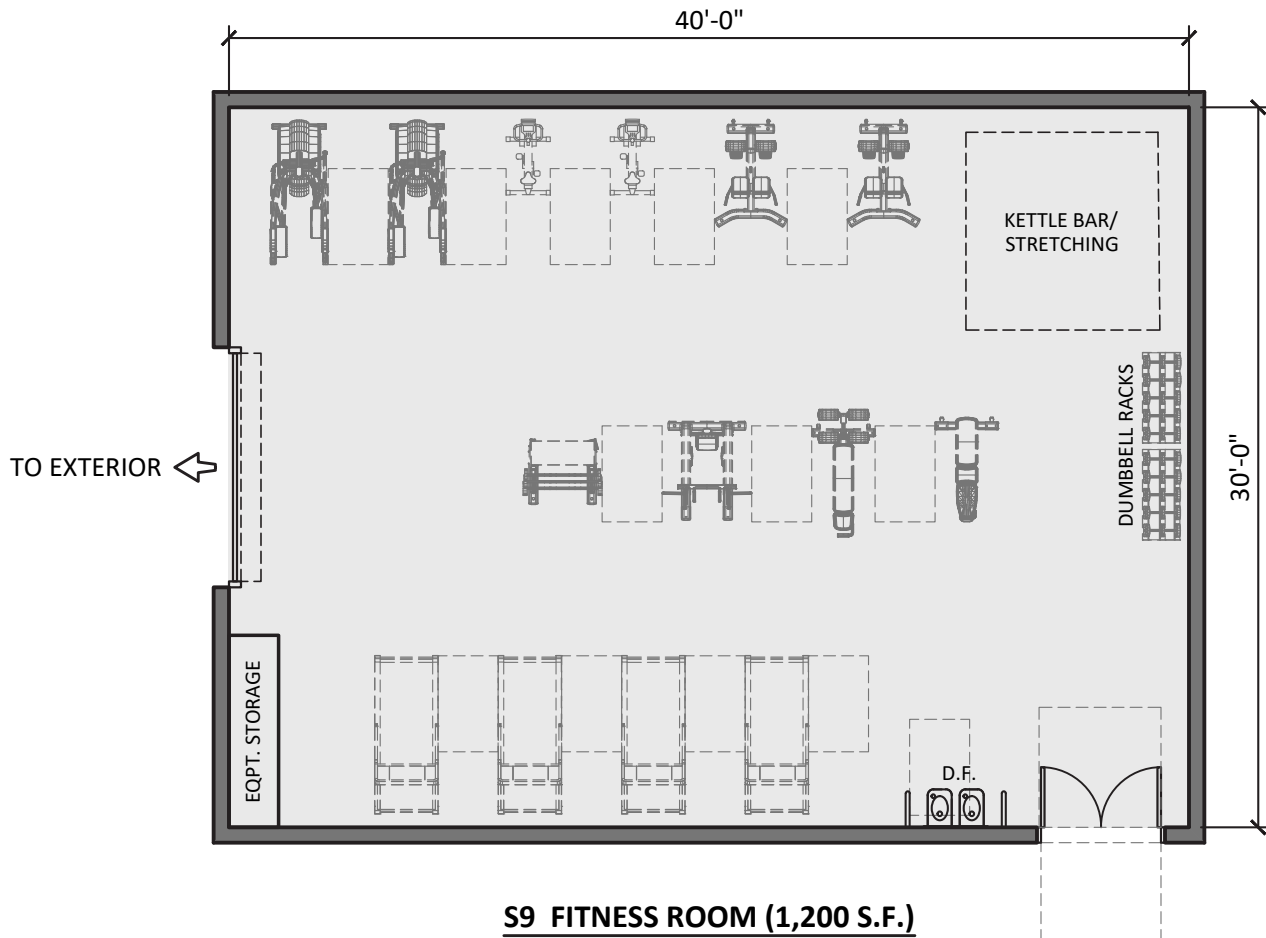


S7 ADMIN. BREAK ROOM (224 S.F.)
SCALE: 1/8"=1'-0"



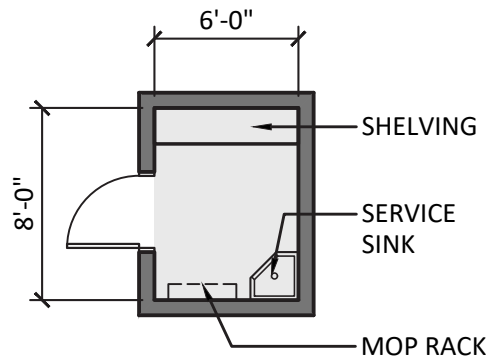
S8 STAFF RESTROOM/LOCKER ROOM - 2 (384 S.F.)
SCALE: 1/8"=1'-0"





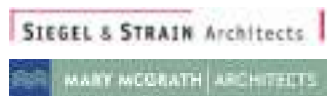
S9 FITNESS ROOM (1,200 S.F.)

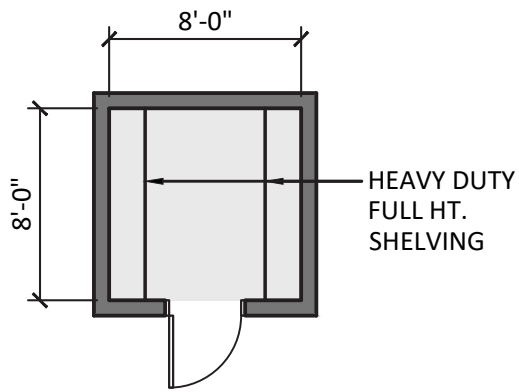
SCALE: 1/8"=1'-0"



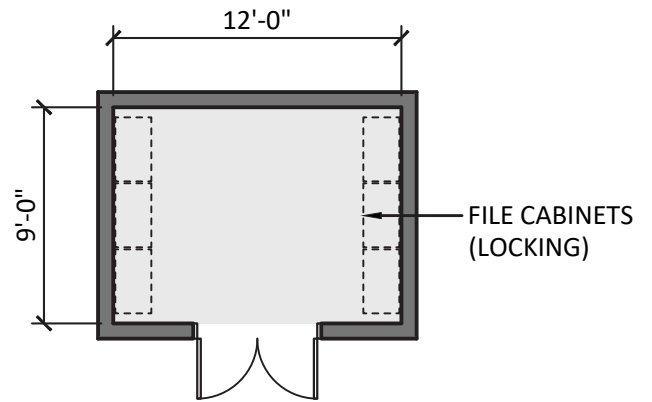
S10 ADMIN. JANITORS ROOM (48 S.F.)

SCALE: 1/8"=1'-0"

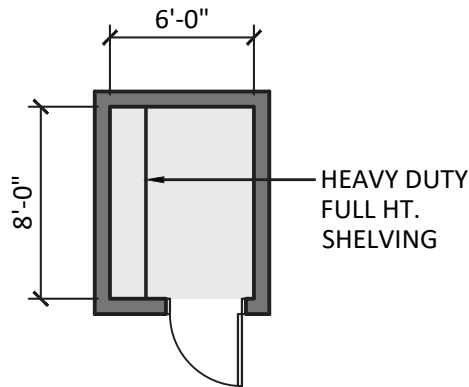





S11 GENERAL STORAGE - SUPPLY (64 S.F.)
SCALE: 1/8"=1'-0"

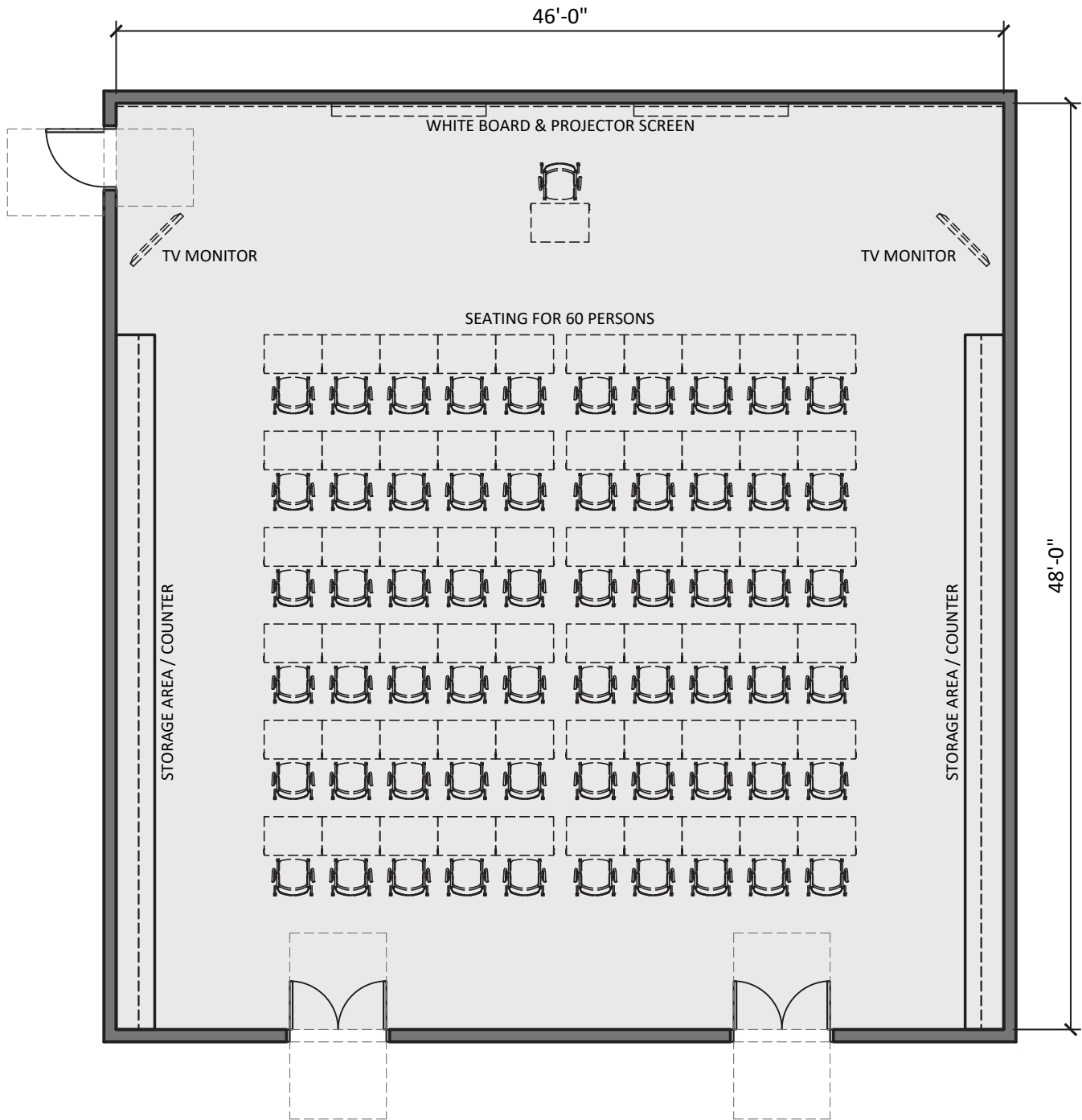


S12 ADMIN. FILE STORAGE (108 S.F.)
SCALE: 1/8"=1'-0"



S13 GENERAL BUILDING STORAGE (48 S.F.)
SCALE: 1/8"=1'-0"






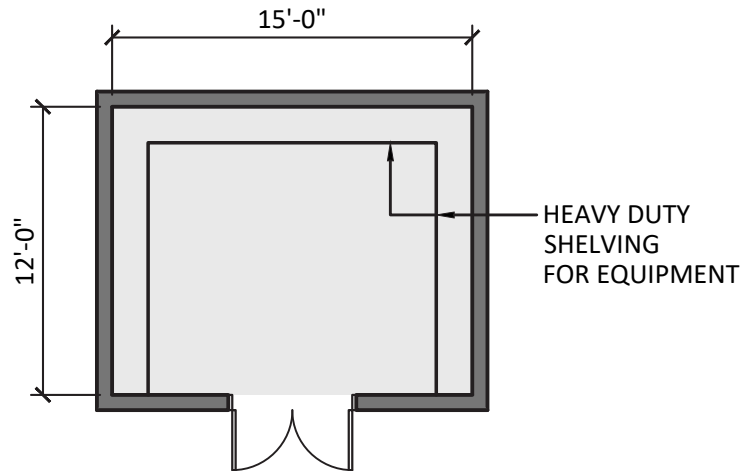
E1 MAIN CLASSROOM (2,208 S.F.)

SCALE: 1/8"=1'-0"



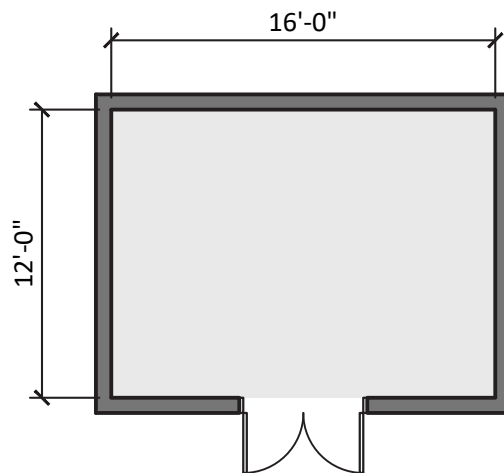
CITY OF BERKELEY
HEADQUARTERS, TRAINING CLASSROOMS &
AMBULANCE DEPLOYMENT CENTER
ALS UNIT, 4 BLS UNITS & AMBULANCE-RESERVE





E2 EQUIPMENT STORAGE (180 S.F.)

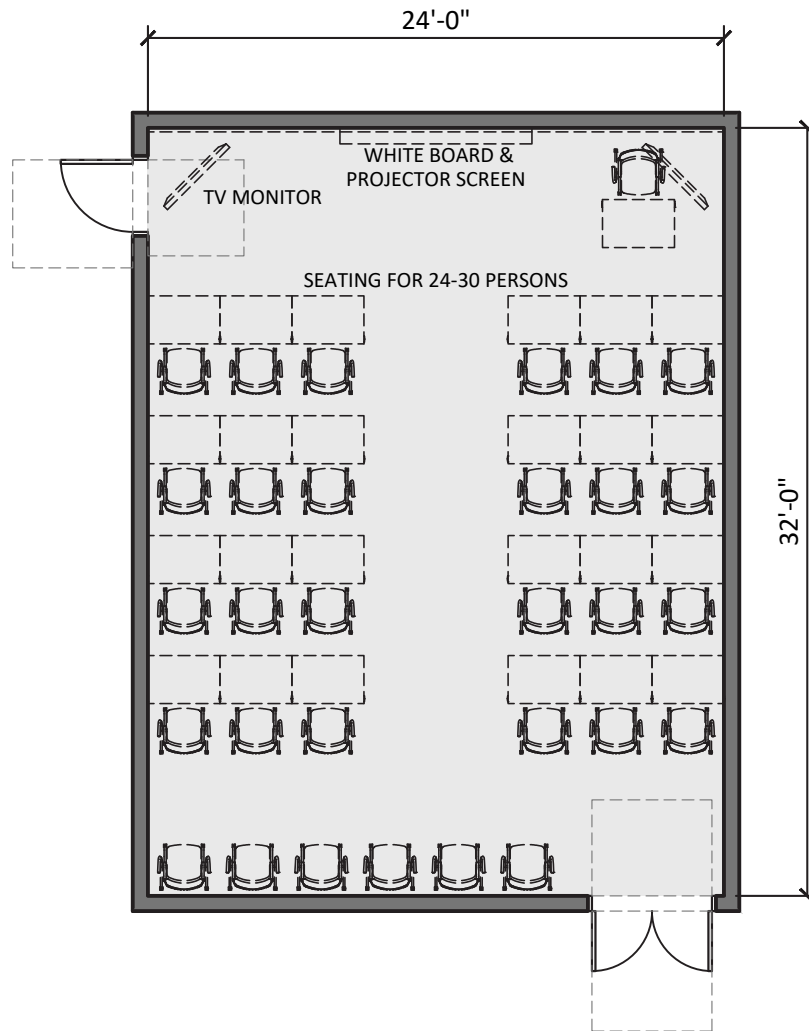
SCALE: 1/8"=1'-0"



E3 TABLE AND CHAIR STORAGE (192 S.F.)

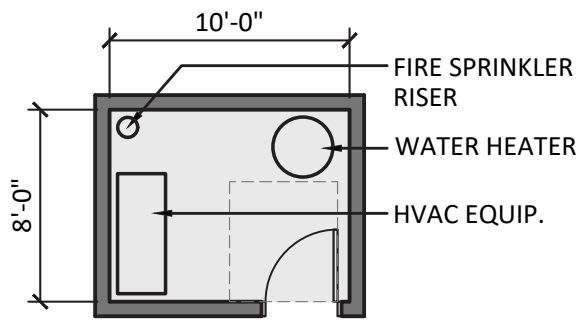
SCALE: 1/8"=1'-0"





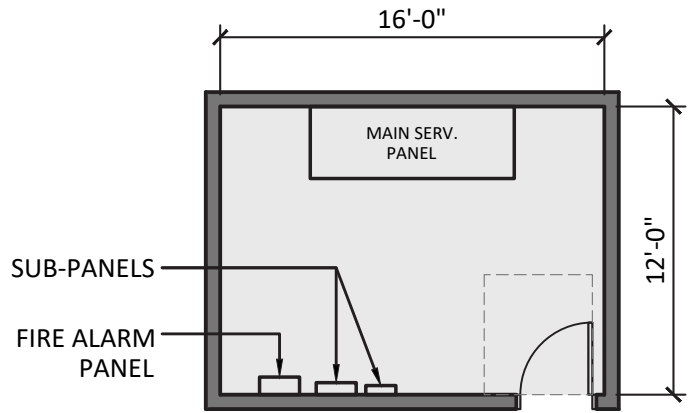
E4 SECONDARY CLASSROOM (768 S.F.)
SCALE: 1/8"=1'-0"





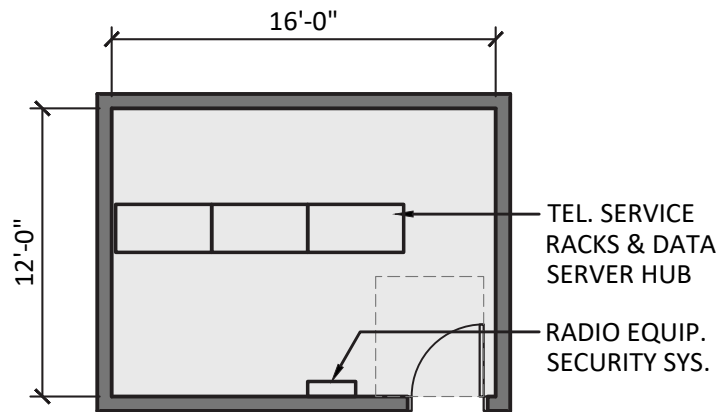
U1 MECHANICAL ROOM - 2 (160 S.F.)

SCALE: 1/8"=1'-0"



U2 ELECTRICAL ROOM (192 S.F.)

SCALE: 1/8"=1'-0"

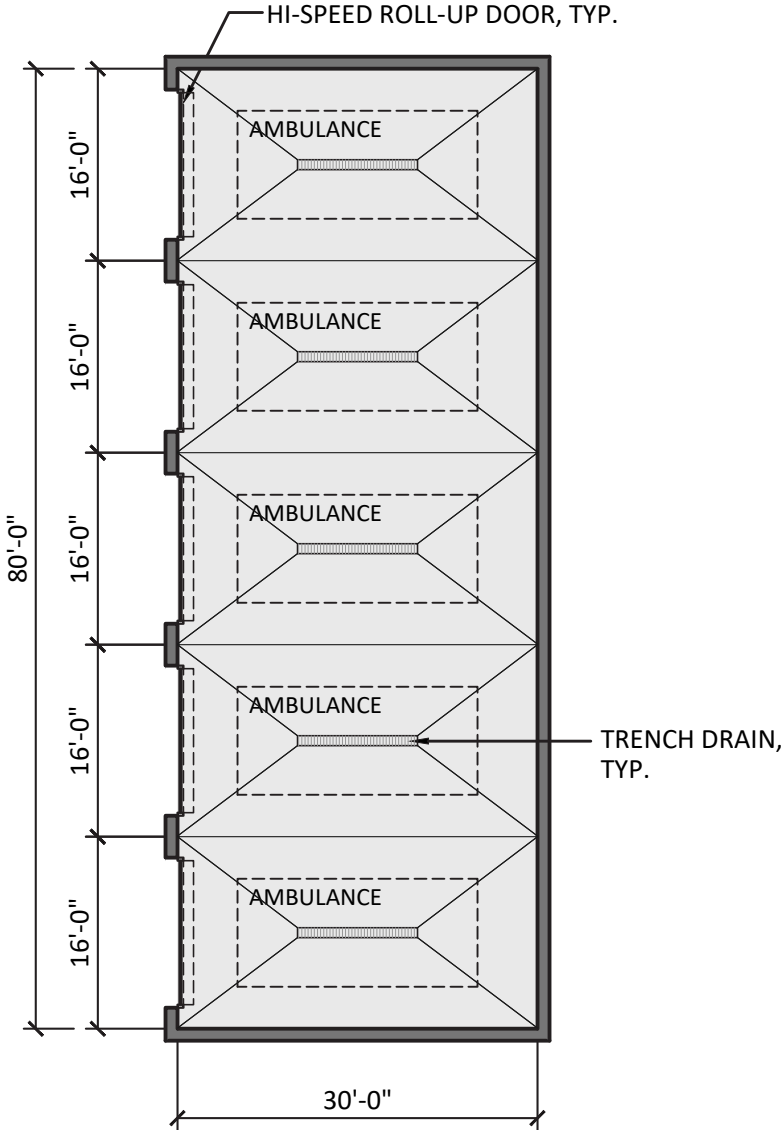


U3 COMMUNICATIONS ROOM (192 S.F.)


SCALE: 1/8"=1'-0"




**AMBULANCE DEPLOYMENT CENTER -
APPARATUS BAY/APPARATUS BAY SUPPORT**



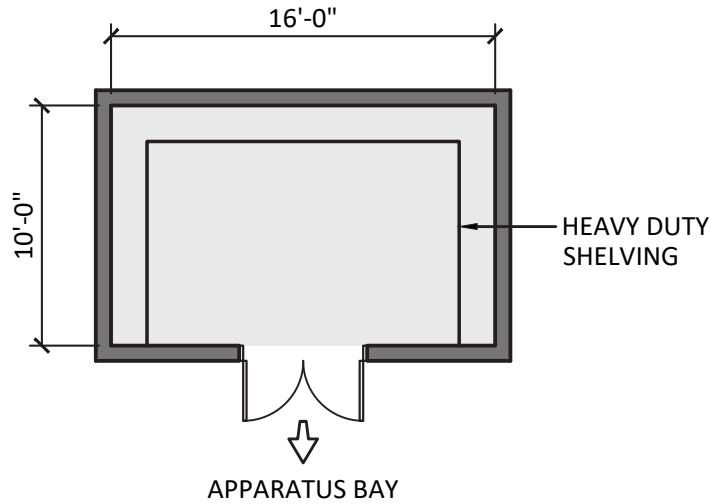
1. APPARATUS BAY - 5 DRIVE-THROUGH BAYS (3,760 S.F.)
SCALE: 1/16"=1'-0"



**CITY OF BERKELEY
HEADQUARTERS, TRAINING CLASSROOMS &
AMBULANCE DEPLOYMENT CENTER
ALS UNIT, 4 BLS UNITS & AMBULANCE-RESERVE**

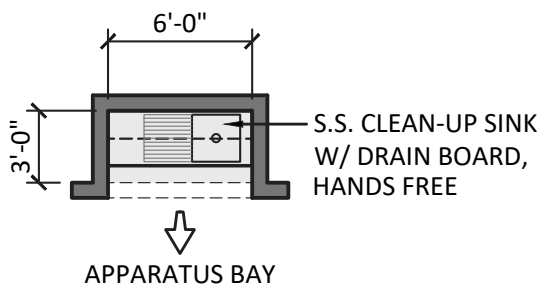


**AMBULANCE DEPLOYMENT CENTER -
APPARATUS BAY/APPARATUS BAY SUPPORT**




2. MEDICAL SUPPLY (160 S.F.)

SCALE: 1/8"=1'-0"

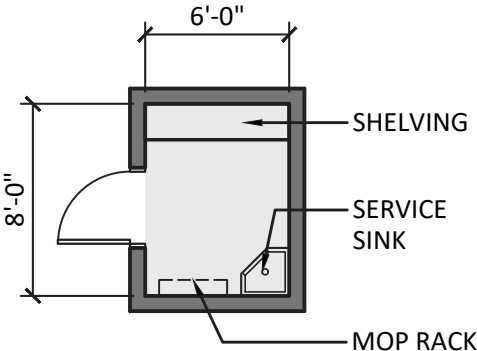


3. CLEAN-UP (18 S.F.)

SCALE: 1/8"=1'-0"

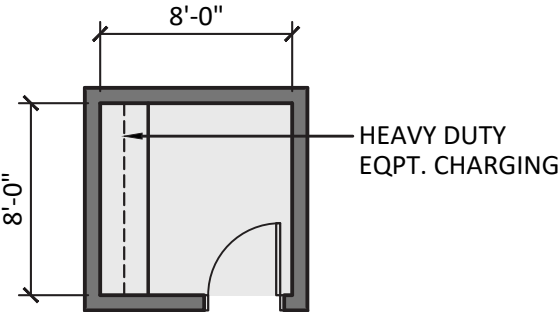


**AMBULANCE DEPLOYMENT CENTER -
APPARATUS BAY/APPARATUS BAY SUPPORT**




4. JANITOR ROOM (48 S.F.)

SCALE: 1/8"=1'-0"

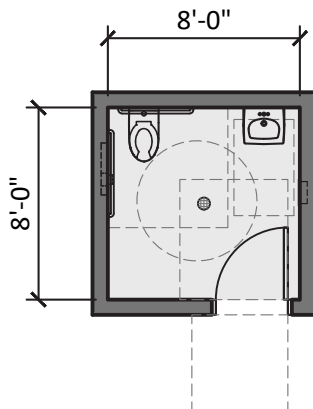


5. MEDICAL EQUIPMENT STORAGE & CHARGING (64 S.F.)

SCALE: 1/8"=1'-0"

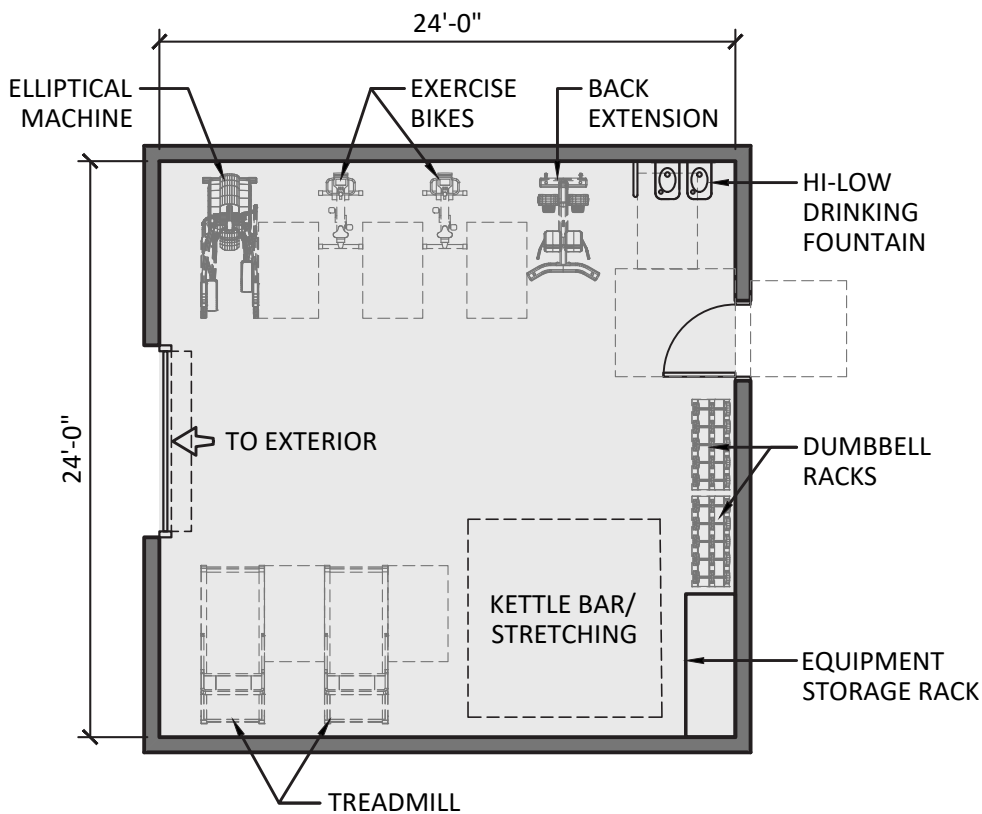


**AMBULANCE DEPLOYMENT CENTER -
APPARATUS BAY/APPARATUS BAY SUPPORT**




6. RESTROOM (64 S.F.)

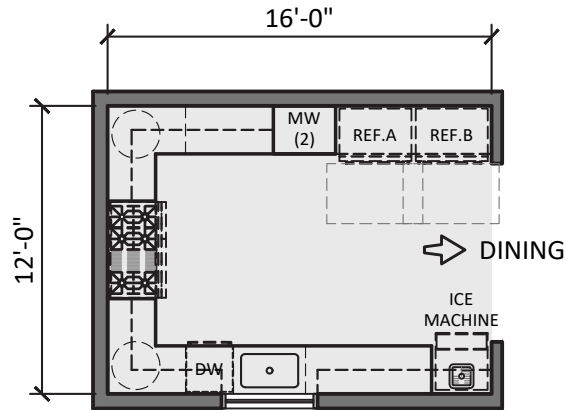
SCALE: 1/8"=1'-0"



9. FITNESS ROOM (576 S.F.)

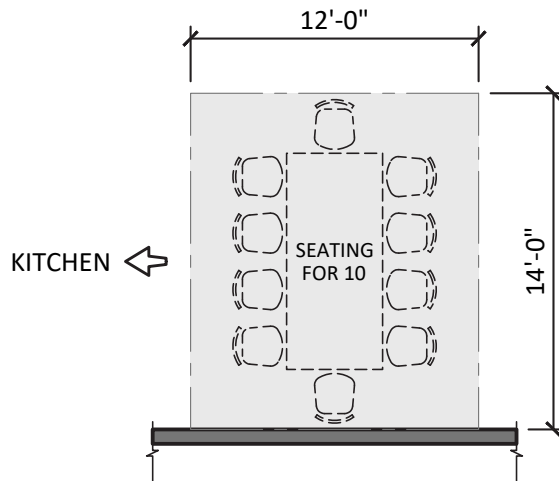
SCALE: 1/8"=1'-0"





8. KITCHENETTE (192 S.F.)

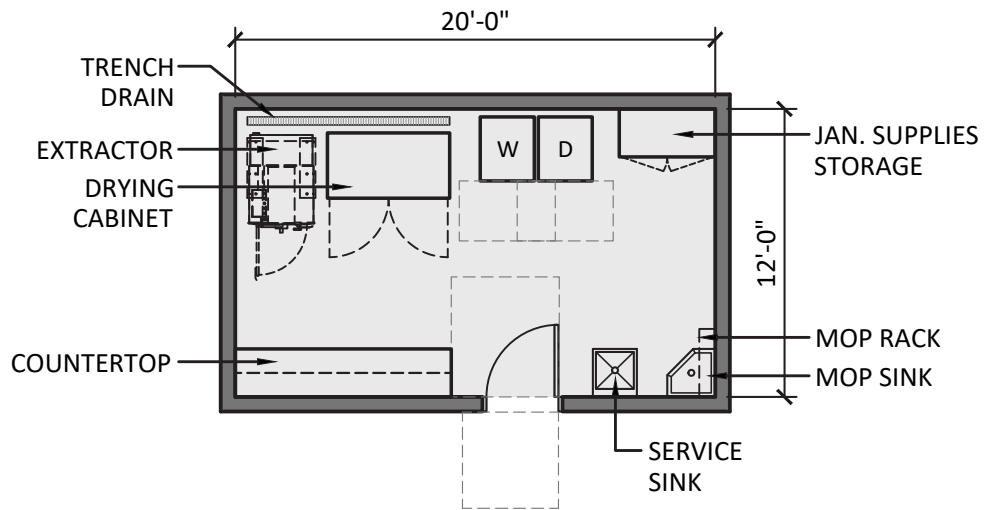
SCALE: 1/8"=1'-0"



9. DINING AREA (168 S.F.)

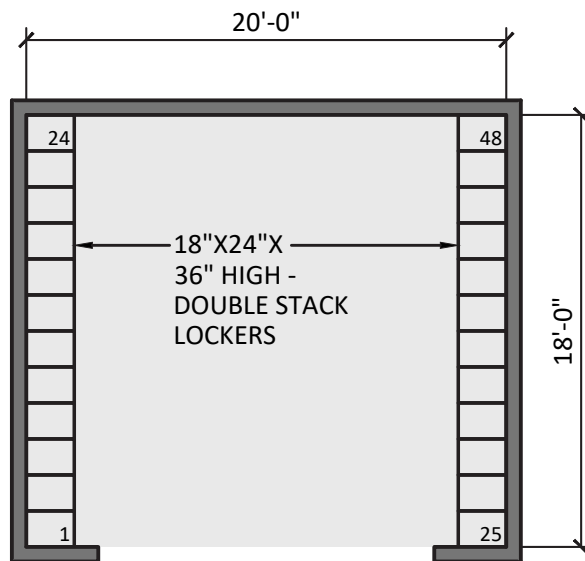
SCALE: 1/8"=1'-0"





10. LAUNDRY ROOM (240 S.F.)

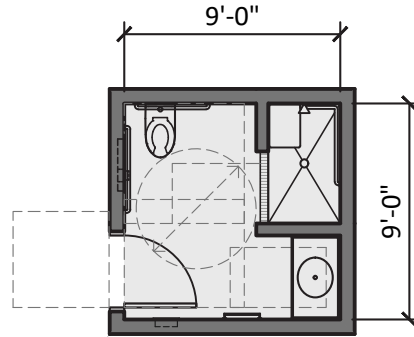
SCALE: 1/8"=1'-0"



11. LOCKER AREA (360 S.F.)

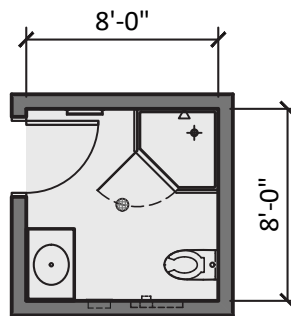
SCALE: 1/8"=1'-0"





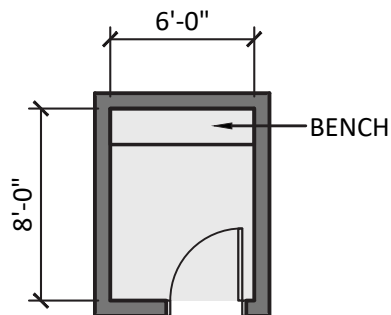
12. GENDER NEUTRAL BATHROOM/SHOWER ADA (81 S.F.)

SCALE: 1/8"=1'-0"



13. GENDER NEUTRAL BATHROOMS - 2 (128 S.F.)

SCALE: 1/8"=1'-0"



14. CHANGING ROOMS - 10 (480 S.F.)

SCALE: 1/8"=1'-0"





TRAINING CENTER



CITY OF BERKELEY TRAINING CENTER

999 CEDAR STREET, BERKELEY, CA 94703

DRAFT
MAY 08, 2023

PROJECT DESCRIPTION

The existing training center is colocated with Fire House No. 6 and was built in 1990. Because of its location in a residential neighborhood there are many limitations to the trainings which can be held there and the time in which the trainings can take place. It is also undersized for the current needs of the Berkeley Fire Department. The region (inclusive of the cities of Berkeley, Albany, El Cerrito, Kensington, Richmond, Contra Costa County, and UC Berkeley) is devoid of adequate training space for emergency responders. The closest adequately sized facilities are in Concord and Hayward – far too great a distance to send on-duty staff to train.

The recommendation is to partner with other local municipalities to build a large technical rescue training and education center for this region's first responders.

The ROM Project Budget for the Recommended Option is \$81-90 not including escalation beyond 2024. Note that this cost would be shared with the other participating municipalities.





**BERKELEY TRAINING FACILITY
CUTTING BOULEVARD SITE**

ALL DRAWINGS ARE PROTECTED BY FEDERAL COPYRIGHT BY MANN WOODWARD STUDIOS, INC. AND CAN NOT BE REPRODUCED OR MODIFIED IN ANY MANNER WITHOUT WRITTEN PERMISSION. DOCUMENTS MAY NOT BE USED IN PART OR WHOLE TO DEVELOP THE DESIGN OF ANOTHER BUILDING WITHOUT EXPRESS WRITTEN PERMISSION BY MANN WOODWARD STUDIOS.

SOUTHEAST VIEW
08/05/22 | X002



Berkeley Regional Training Facility - Brookside Drive

Draft Program

6/13/2022

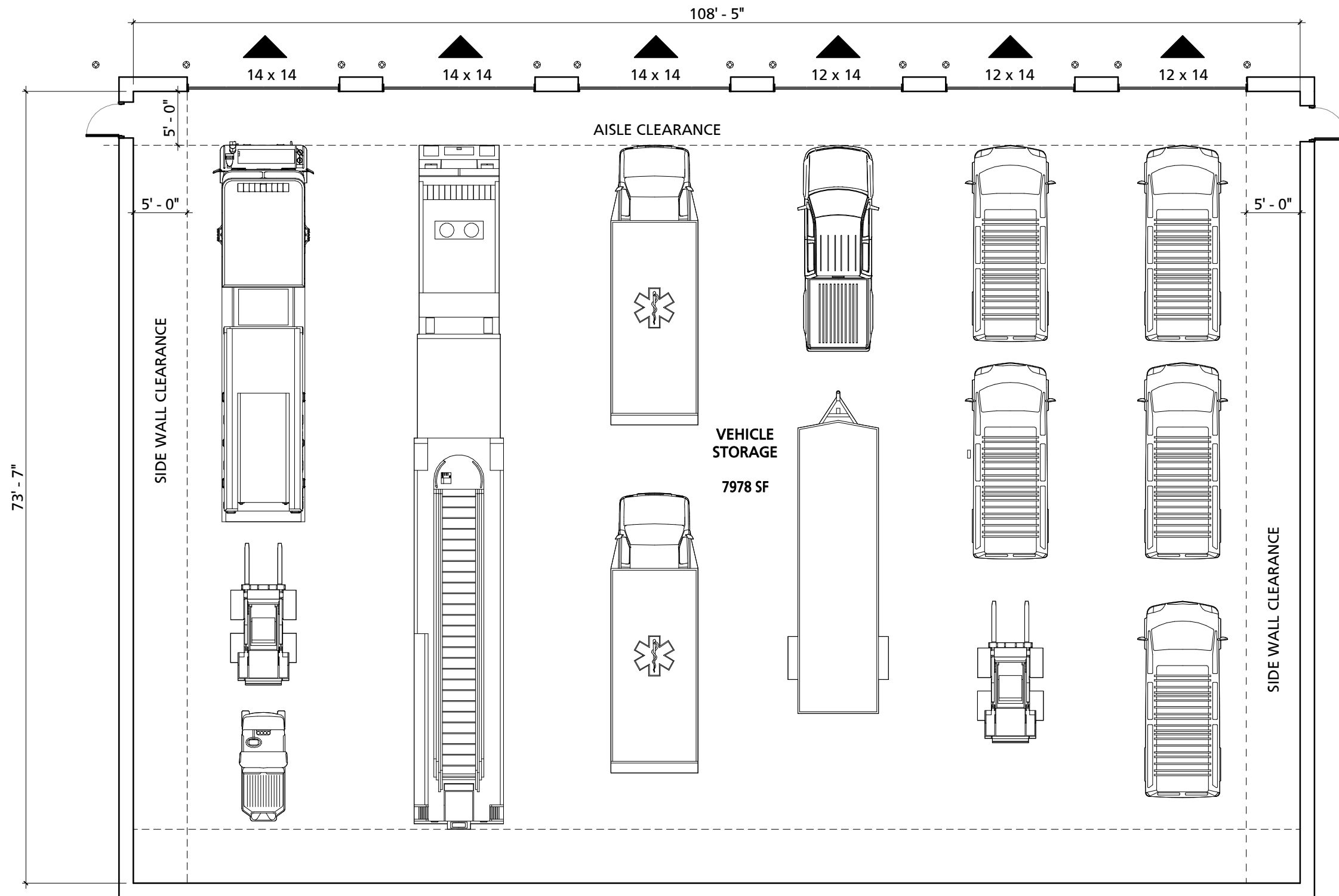
	FUNCTION	COMMENTS	QTY	NOMINAL LENGTH	NOMINAL WIDTH	UNIT NET SF	TOTAL NET SF	GROSS FACTOR	TOTAL GROSS SF
A						INSTRUCTION BUILDING - PHASE 1			
10.1	TURNOUT GEAR - TRAINEE	40 Turnout Gear Lockers	1	19.3 FT x	28.8 FT	555 NSF EACH	555 NSF	35%	749 GSF
10.2	TURNOUT GEAR - INSTRUCTOR	10 Turnout Gear Lockers	1	15.3 FT x	10.0 FT	153 NSF EACH	153 NSF	35%	207 GSF
11.0	DECON		1	29.3 FT x	19.0 FT	557 NSF EACH	557 NSF	35%	752 GSF
11.1	DECON TOILET	Locate near Turnout Gear and Dirty Classroom	2	11.0 FT x	9.0 FT	99 NSF EACH	198 NSF	35%	267 GSF
12.0	DIRTY CLASSROOM	Fit (1) apparatus	1	28.0 FT x	65.0 FT	1,820 NSF EACH	1,820 NSF	15%	2,093 GSF
13.0	UTILITY/MECHANICAL		1	14.0 FT x	10.0 FT	140 NSF EACH	140 NSF	35%	189 GSF
14.0	UTILITY/ELECTRICAL		1	14.0 FT x	10.0 FT	140 NSF EACH	140 NSF	35%	189 GSF
15.0	IT/SERVER		1	14.0 FT x	10.0 FT	140 NSF EACH	140 NSF	35%	189 GSF
16.0	WORKSHOP		1	15.0 FT x	15.0 FT	225 NSF EACH	225 NSF	35%	304 GSF
17.0	SCBA		1	12.0 FT x	11.0 FT	132 NSF EACH	132 NSF	35%	178 GSF
17.1	COMPRESSOR ROOM		1	8.0 FT x	6.0 FT	48 NSF EACH	48 NSF	35%	65 GSF
SUB TOTALS							4,108 NSF	35% AVG	5,181 GSF
B						CLASSROOM BUILDING - PHASE 2			
1.0	SECURE VESTIBULE/LOBBY		1	20.0 FT x	15.0 FT	300 NSF EACH	300 NSF	35%	405 GSF
2.0	TOILET ROOM								
3.0	CLASSROOM	60/30 Students, Dividable into 2 smaller rooms	2	54.5 FT x	38.3 FT	2,085 NSF EACH	4,169 NSF	35%	5,628 GSF
3.1	BREAKOUT ROOM		4	16.0 FT x	12.0 FT	192 NSF EACH	768 NSF	35%	1,037 GSF
4.0	OFFICE SPACES		25						
4.1	SMALL OFFICE	1 occupant	10	10.0 FT x	8.5 FT	85 NSF EACH	850 NSF	35%	1,148 GSF
4.2	MANAGER OFFICE	1 occupant		10.5 FT x	11.5 FT	121 NSF EACH	NSF	35%	GSF
4.3	GROUP OFFICE	4 occupants	4	13.0 FT x	16.0 FT	208 NSF EACH	832 NSF	35%	1,123 GSF
4.4	OPEN OFFICE	16 occupants		26.0 FT x	22.5 FT	585 NSF EACH	NSF	35%	GSF
5.0	CAFETERIA/DINING	40 People	1	41.8 FT x	26.0 FT	1,086 NSF EACH	1,086 NSF	35%	1,465 GSF
6.0	FITNESS	40 People	1	47.5 FT x	25.0 FT	1,188 NSF EACH	1,188 NSF	35%	1,603 GSF
7.0	VR SIMULATOR ROOM	was 'Command Simulation'	1	30.0 FT x	12.0 FT	360 NSF EACH	360 NSF	35%	486 GSF
8.0	DRIVING SIMULATOR ROOM	was 'VR Room'	1	20.0 FT x	16.0 FT	320 NSF EACH	320 NSF	35%	432 GSF
9.0	LOCKER & T/S ROOM	40 Lockers, 6 T/S	1	27.3 FT x	51.0 FT	1,392 NSF EACH	1,392 NSF	35%	1,880 GSF
SUB TOTALS							9,872 NSF	35% AVG	13,328 GSF
C						APPARATUS STORAGE			
1.0	VEHICLE STORAGE		1	108.5 FT x	73.5 FT	7,975 NSF EACH	7,975 NSF	0%	7,975 GSF
1.1	ENGINE		1			NSF EACH	NSF	35%	GSF
1.2	MEDIC		2			NSF EACH	NSF	35%	GSF
1.3	SPRINTER VAN		5			NSF EACH	NSF	35%	GSF

Berkeley Regional Training Facility - Brookside Drive

Draft Program
6/13/2022

1.4	STAFF TRUCK		1		NSF EACH	NSF	35%	GSF
1.5	RESCUE TRAILER	30' Tow	1		NSF EACH	NSF	35%	GSF
1.6	TILLER		1		NSF EACH	NSF	35%	GSF
1.7	FORKLIFT		2		NSF EACH	NSF	35%	GSF
1.8	GATOR		1		NSF EACH	NSF	35%	GSF
SUB TOTALS						7,975 NSF	35% AVG	7,975 GSF

D					SITE TRAINING			
1.0	BART STATION		1	30.0 FT x 80.0 FT	2,400 NSF EACH	2,400 NSF	0%	2,400 GSF
2.0	FLASHOVER SIM TRAILER		1		NSF EACH	NSF	0%	GSF
3.0	VEHICLE RESCUE/EXTRACTION		1	100.0 FT x 75.0 FT	7,500 NSF EACH	7,500 NSF	0%	7,500 GSF
4.0	CONFINED SPACE		1	50.0 FT x 50.0 FT	2,500 NSF EACH	2,500 NSF	0%	2,500 GSF
5.0	VENTILATION SIMULATOR		1		NSF EACH	NSF	0%	GSF
6.0	RESIDENTIAL SEARCH AND RESCUE		1	50.0 FT x 50.0 FT	2,500 NSF EACH	2,500 NSF	0%	2,500 GSF
6.1	BASEMENT SIMULATOR						0%	
7.0	BREACHING PROP		1		NSF EACH	NSF	0%	GSF
8.0	SPRINKER LAB		1		NSF EACH	NSF	0%	GSF
9.0	STANDPIPE/HIGH RISE		1		NSF EACH	NSF	0%	GSF
10.0	ELEVATOR PROP		1		197 NSF EACH	197 NSF	0%	266 GSF
12.0	TRENCH RESCUE		1	100.0 FT x 75.0 FT	7,500 NSF EACH	7,500 NSF	0%	7,500 GSF
13.0	HIGH ANGLE RESCUE		1	50.0 FT x 50.0 FT	2,500 NSF EACH	2,500 NSF	0%	2,500 GSF
14.0	DRAFTING PIT		1		NSF EACH	NSF	0%	GSF
SUBTOTALS						25,097 NSF	% AVG	25,166 GSF



VEHICLE STORAGE

BERKELEY TRAINING FACILITY

ALL DRAWINGS ARE COPYRIGHT BY MANNS WOODWARD STUDIOS, INC. AND CAN NOT BE REPRODUCED OR MODIFIED IN ANY MANNER WITHOUT WRITTEN PERMISSION



10839-D PHILADELPHIA RD
 WHITE MARSH, MD 21162
 (P) 410-344-1460
 (F) 443-403-2460
 (E) INFO@MWSARCH.COM
 WWW.MWSARCH.COM

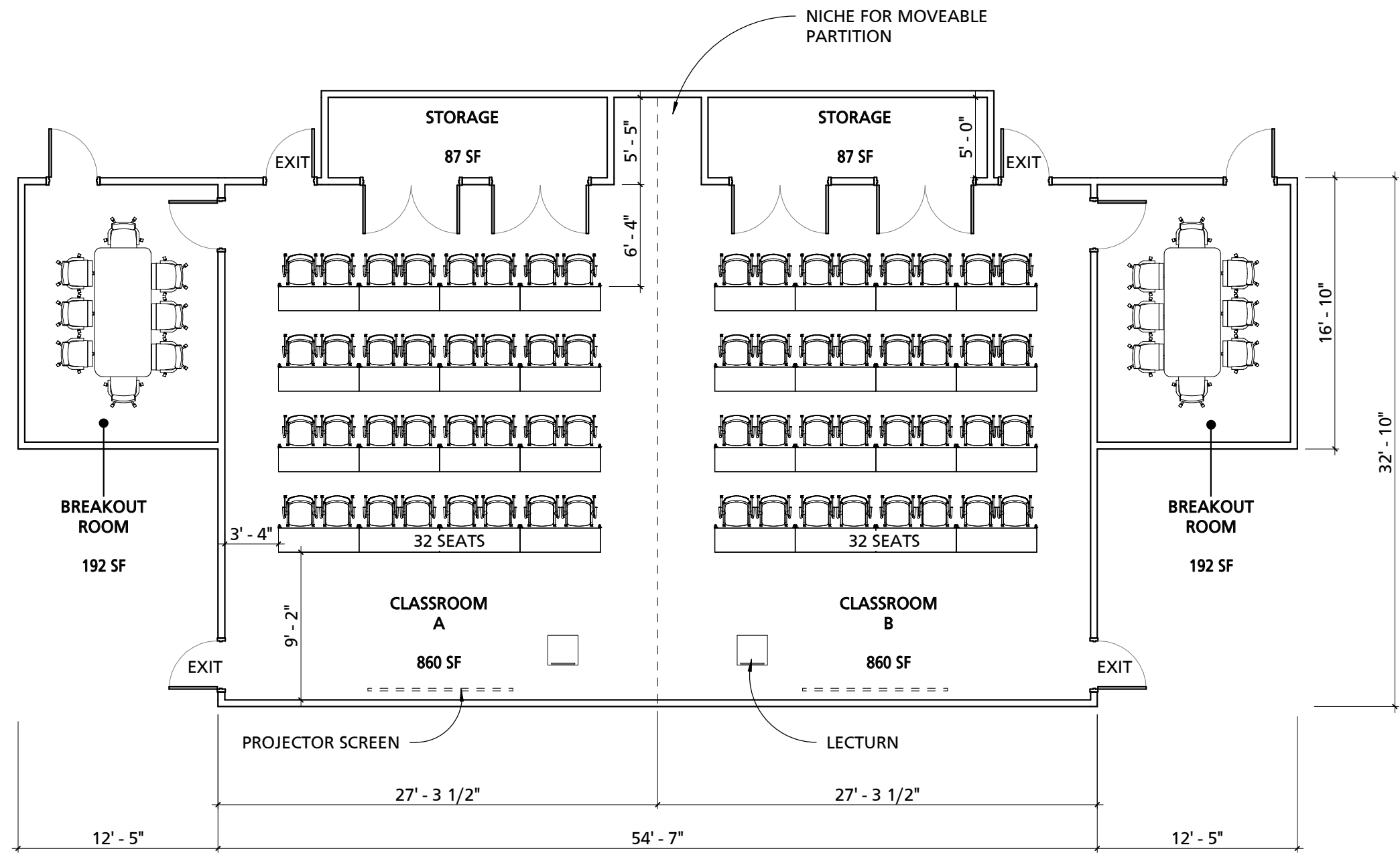
JOB NO:21-000

DWG ISSUED ON:
06/02/2022

DWG SCALE:
3/32" = 1'-0"

DWG NUMBER:
PR-1

6/7/2022 5:26:50 PM



CLASSROOM

BERKELEY TRAINING FACILITY

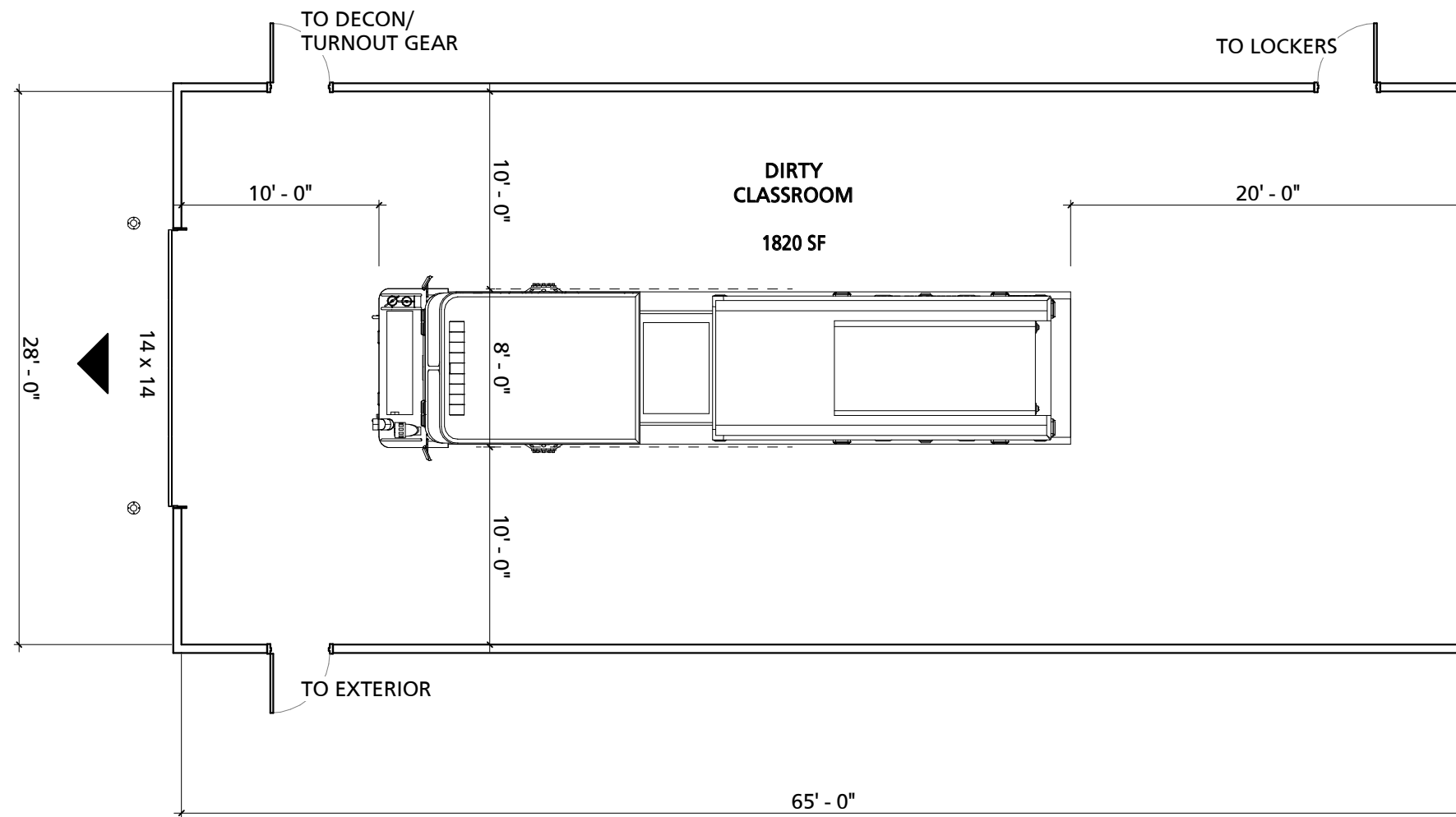
ALL DRAWINGS ARE COPYRIGHT BY MANNS WOODWARD STUDIOS, INC. AND CAN NOT BE REPRODUCED OR MODIFIED IN ANY MANNER WITHOUT WRITTEN PERMISSION



10839-D PHILADELPHIA RD
 WHITE MARSH, MD 21162
 (P) 410-344-1460
 (F) 443-403-2460
 (E) INFO@MWSARCH.COM
 WWW.MWSARCH.COM

JOB NO:21-000
DWG ISSUED ON: 06/02/2022
DWG SCALE: 1/8" = 1'-0"
DWG NUMBER: PR-3.0

6/7/2022 5:26:53 PM



DIRTY CLASSROOM

BERKELEY TRAINING FACILITY

JOB NO:21-000

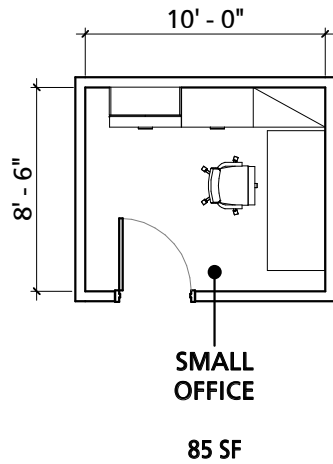
DWG ISSUED ON:
06/02/2022

DWG SCALE:
1/8" = 1'-0"

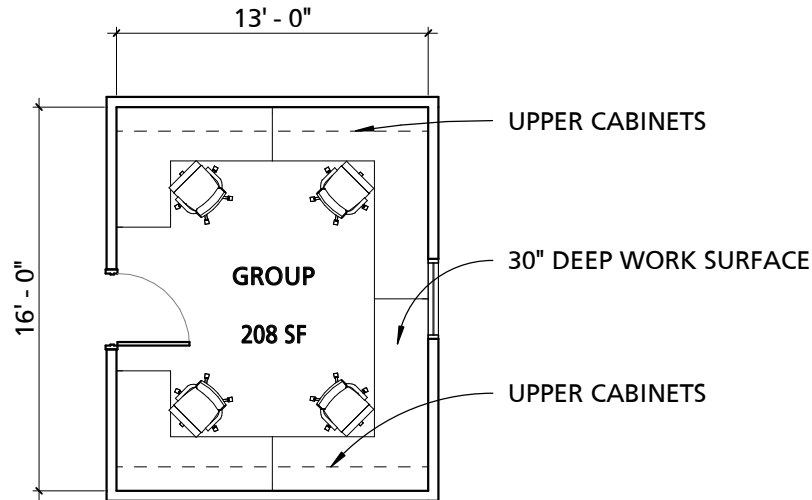
DWG NUMBER:
PR-12.0



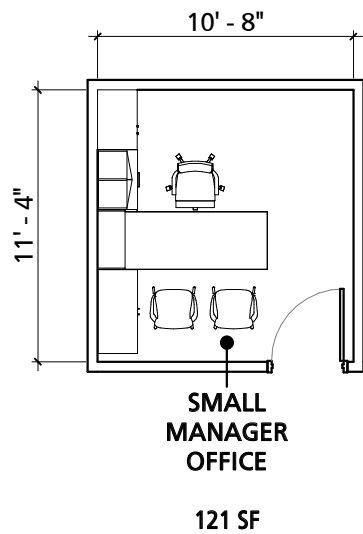
10839-D PHILADELPHIA RD
WHITE MARSH, MD 21162
(P) 410-344-1460
(F) 443-403-2460
(E) INFO@MWSARCH.COM
WWW.MWSARCH.COM



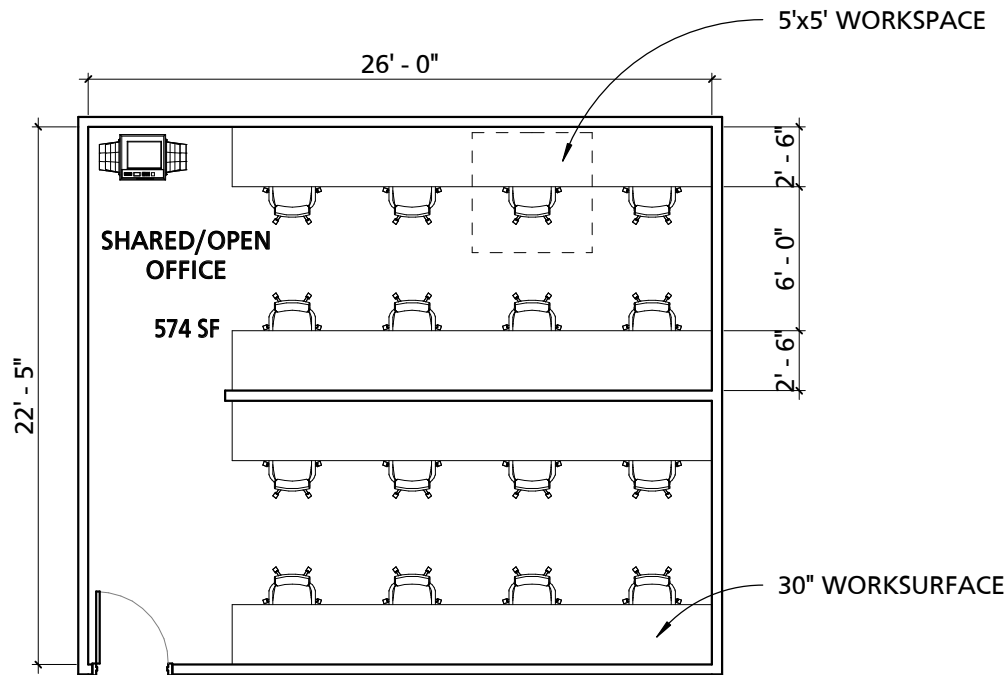
PR-4.1 Office



PR-4.3 Group Office



PR-4.2 Manager Office



PR-4.4 Open Office

OFFICES

BERKELEY TRAINING FACILITY

JOB NO:21-000

DWG ISSUED ON:
06/02/2022

DWG SCALE:
1/8" = 1'-0"

DWG NUMBER:

PR-4.0

6/2/2022 5:27:33 PM

DISHWASHER
 REFRIGERATOR/FREEZER

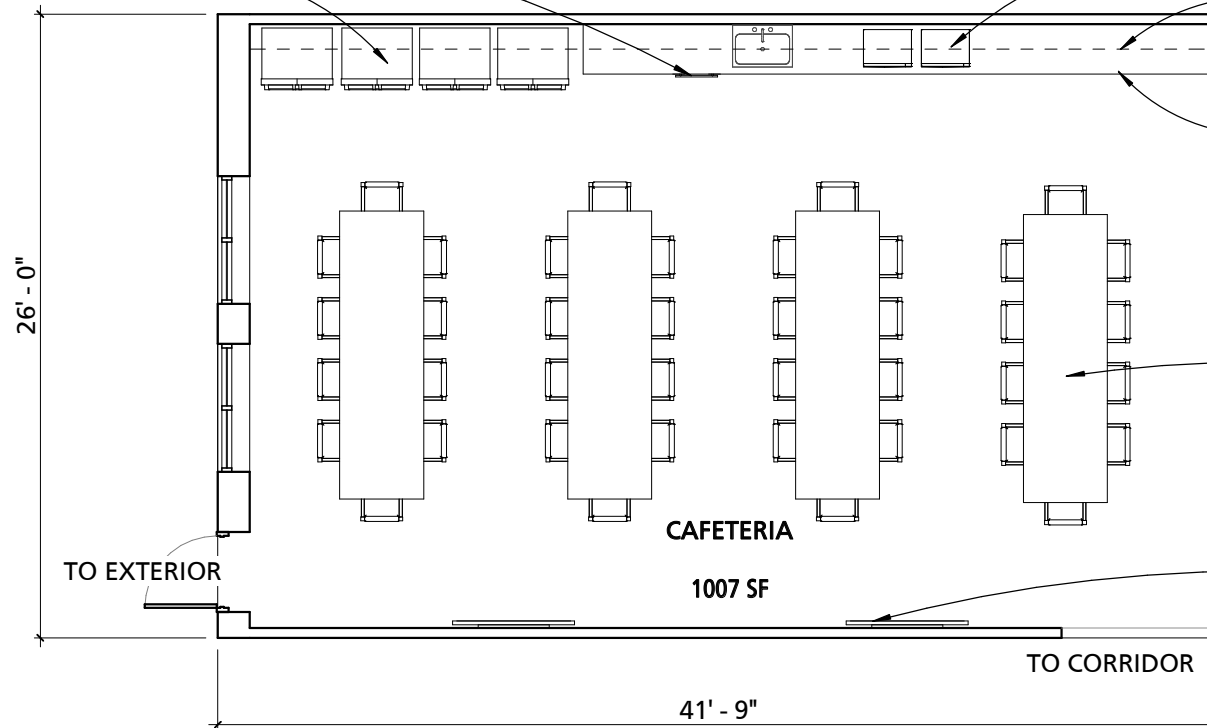
MICROWAVE

WALL CABINETS

COUNTERTOP W/
 BASE CABINETS

DINING TABLES
 (10 SEATS EACH)

WALL MOUNTED TV



CAFETERIA

BERKELEY TRAINING FACILITY

JOB NO:21-000

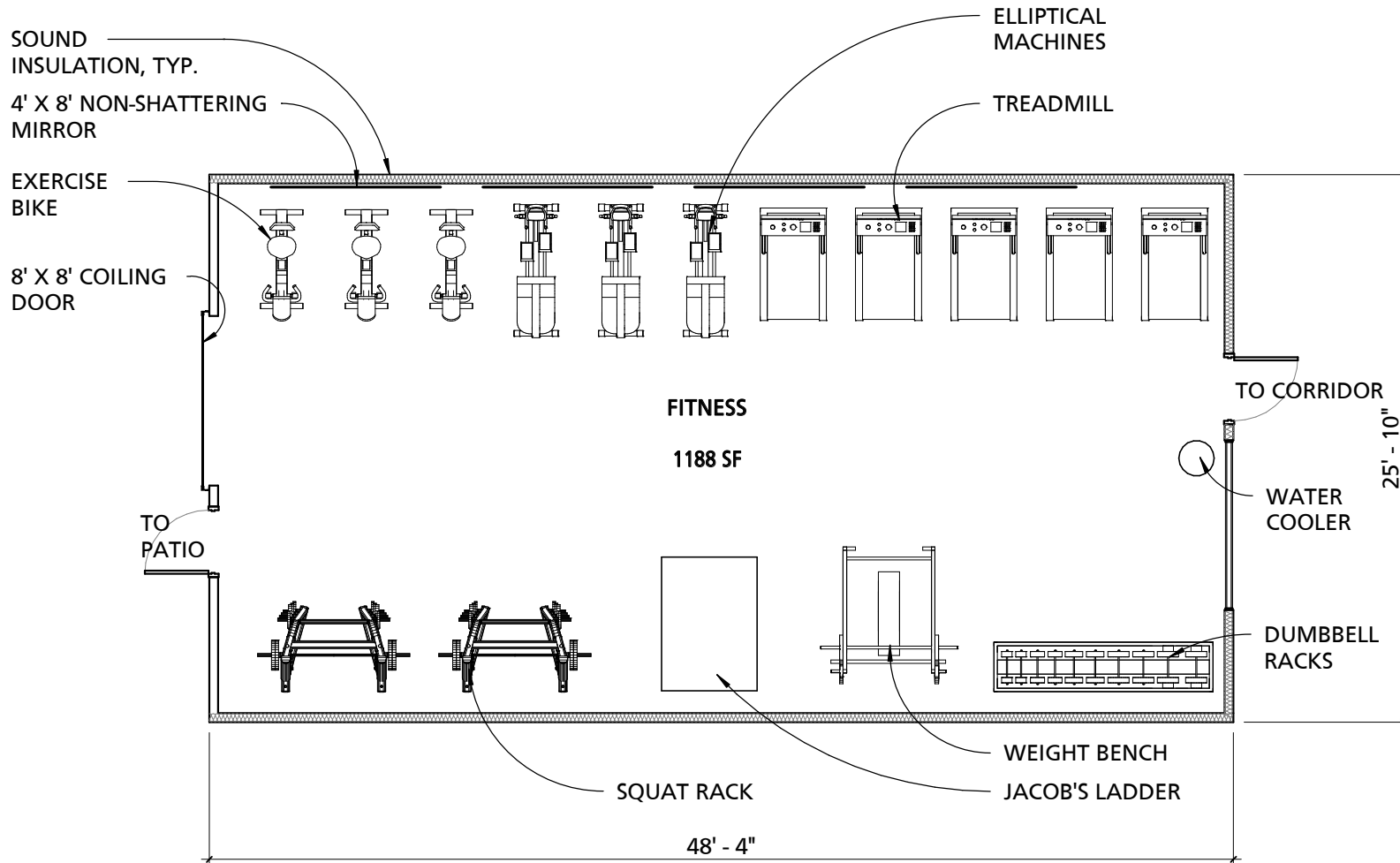
DWG ISSUED ON:
 06/02/2022

DWG SCALE:
 1/8" = 1'-0"

DWG NUMBER:

PR-5.0

6/2/2022 5:27:33 PM



FITNESS

BERKELEY TRAINING FACILITY

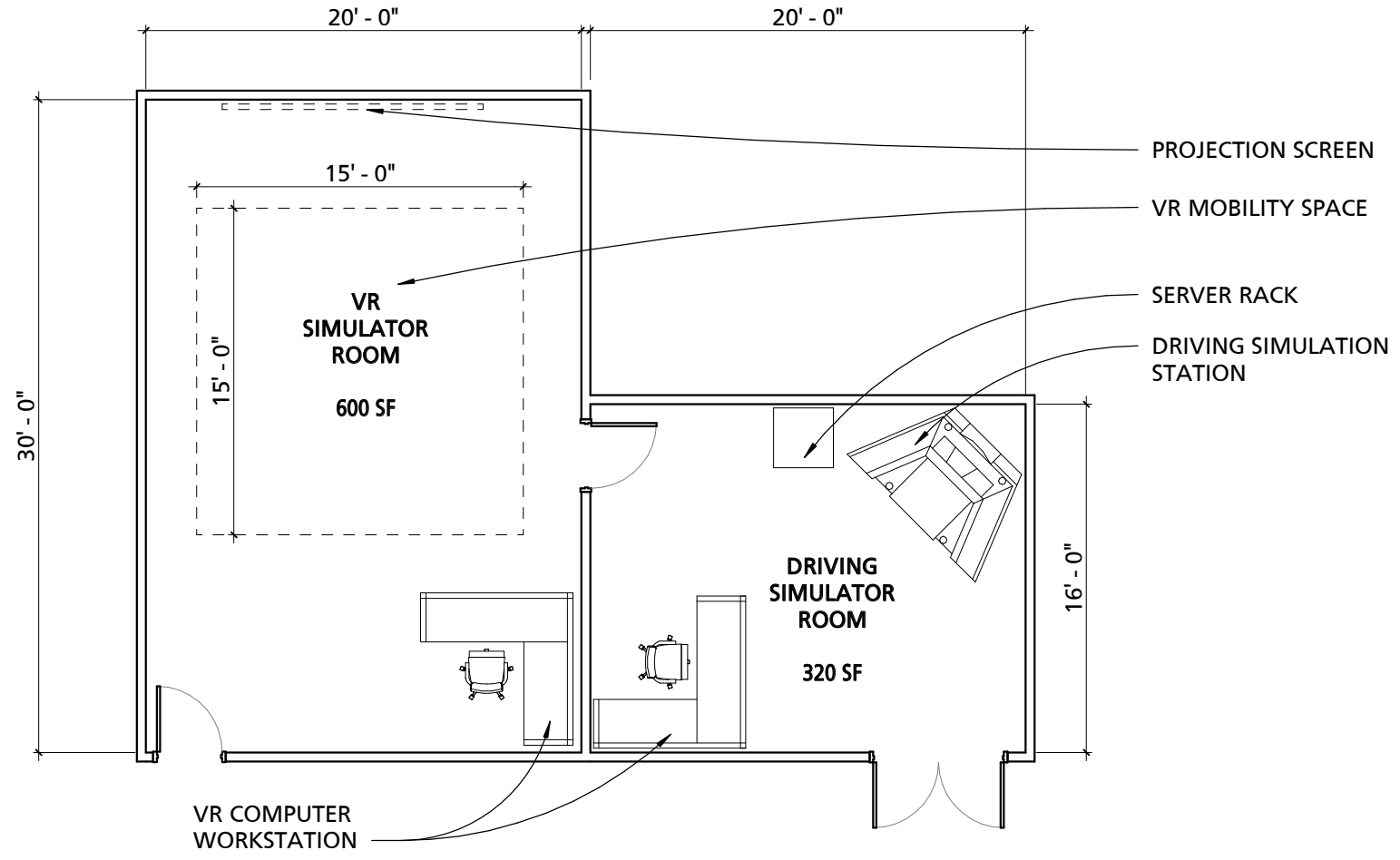
JOB NO:21-000

DWG ISSUED ON:
06/02/2022

DWG SCALE:
1/8" = 1'-0"

DWG NUMBER:
PR-6.0

6/2/2022 5:27:35 PM

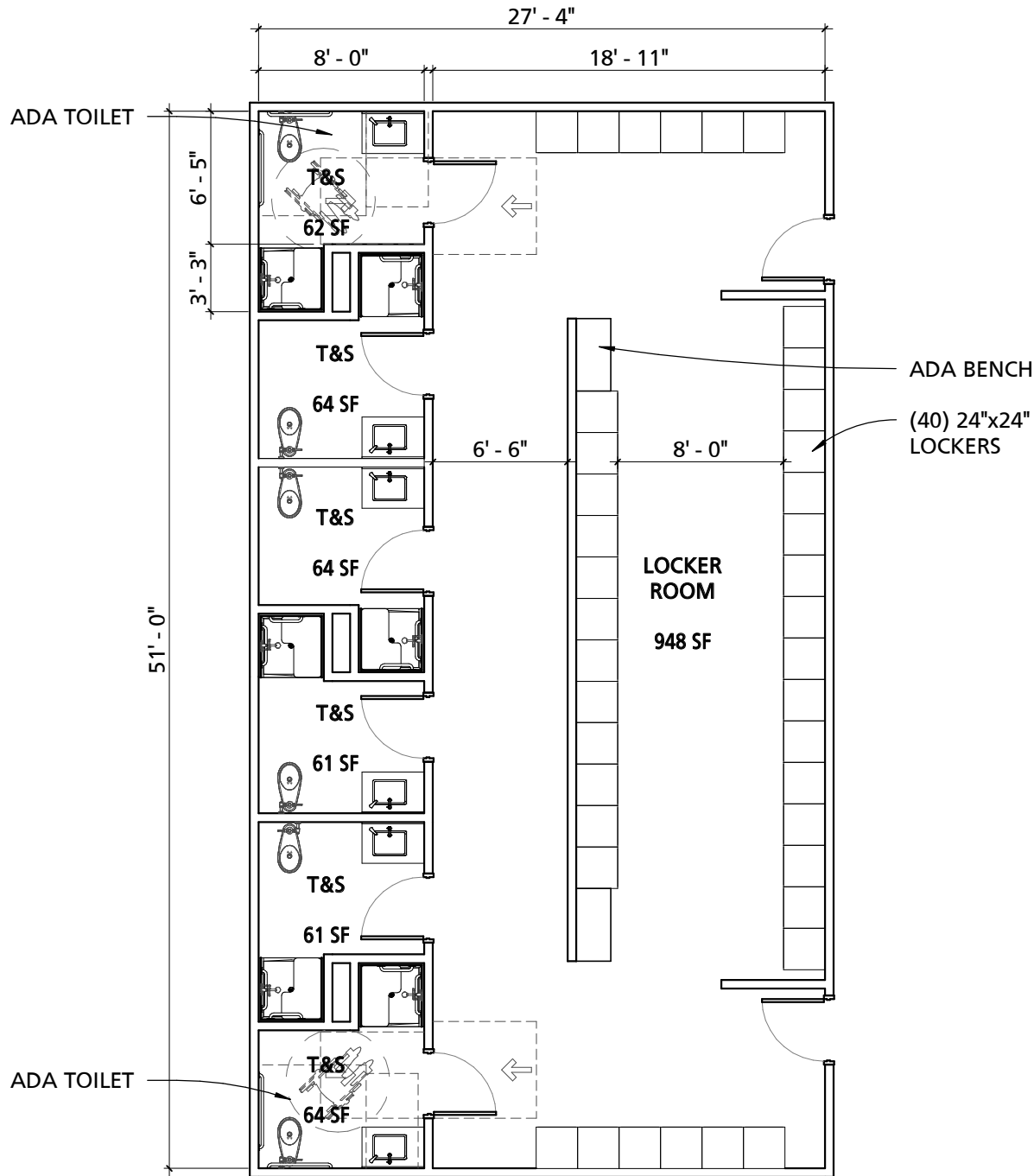


VR ROOMS

BERKELEY TRAINING FACILITY

JOB NO:21-000
DWG ISSUED ON: 06/02/2022
DWG SCALE: 1/8" = 1'-0"
DWG NUMBER: PR-7.0

6/2/2022 5:27:35 PM



LOCKERS

BERKELEY TRAINING FACILITY

JOB NO:21-000

DWG ISSUED ON:

06/02/2022

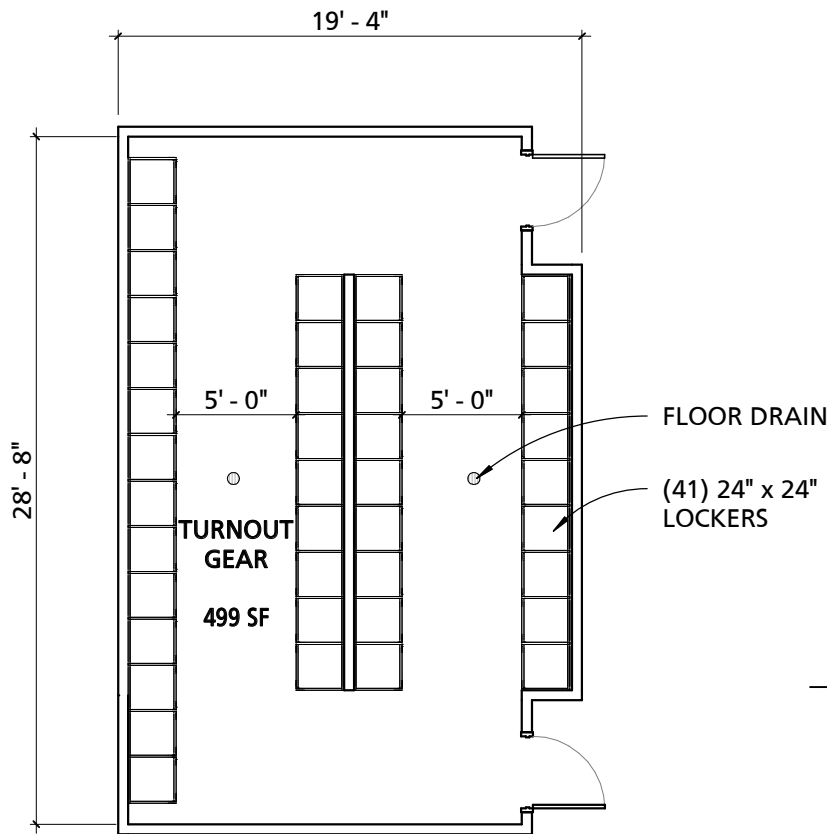
DWG SCALE:

1/8" = 1'-0"

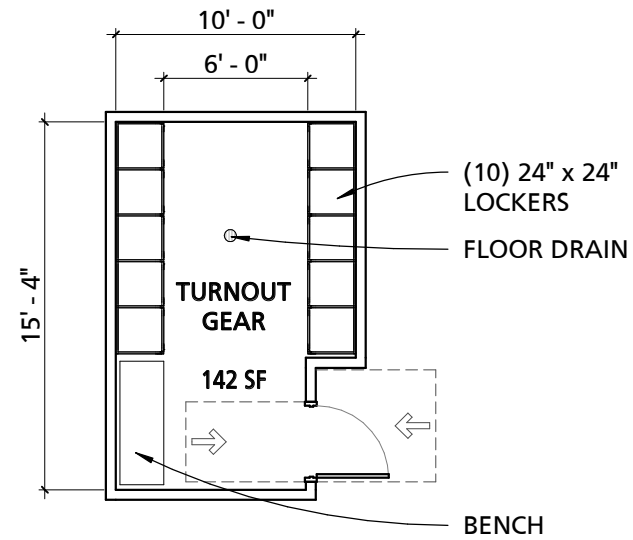
DWG NUMBER:

PR-9.0

6/2/2022 5:27:36 PM



PR-10.1 Turnout Gear - Trainee



PR-10.2 Turnout Gear - Instructor

TURNOUT GEAR

BERKELEY TRAINING FACILITY

JOB NO:21-000

DWG ISSUED ON:

06/02/2022

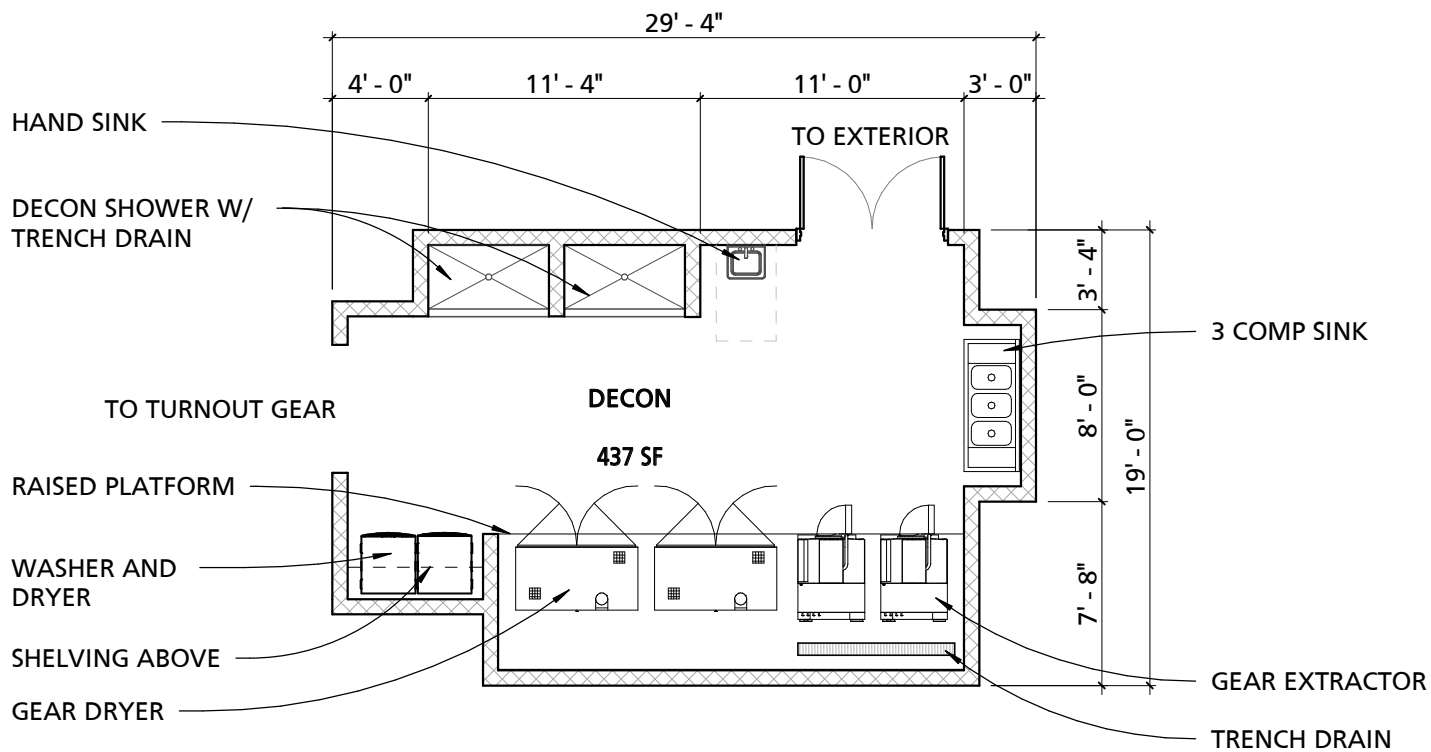
DWG SCALE:

1/8" = 1'-0"

DWG NUMBER:

PR-10.0

6/2/2022 5:27:37 PM



DECON

BERKELEY TRAINING FACILITY

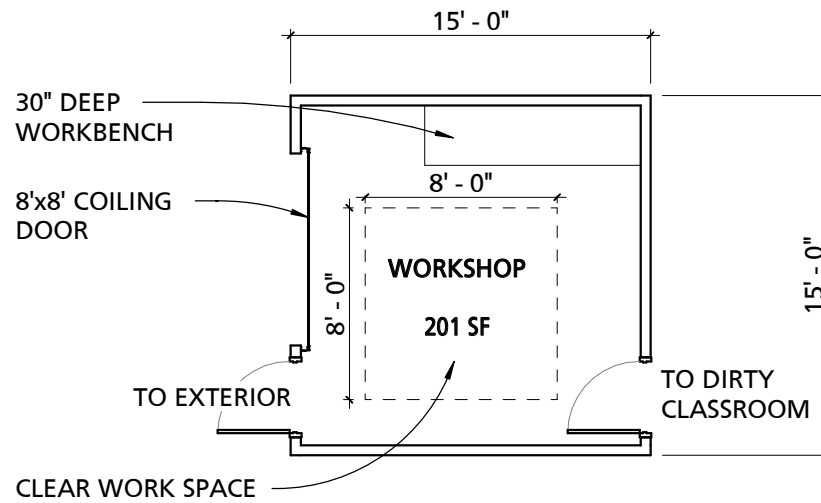
JOB NO:21-000

DWG ISSUED ON:
06/02/2022

DWG SCALE:
 1/8" = 1'-0"

DWG NUMBER:
PR-11.0

6/2/2022 5:27:37 PM



WORKSHOP

BERKELEY TRAINING FACILITY

JOB NO:21-000

DWG ISSUED ON:
06/07/22

DWG SCALE:
1/8" = 1'-0"

DWG NUMBER:
PR-16.0

6/7/2022 12:57:47 PM



610 16TH STREET, SUITE 210, OAKLAND, CA 94612
510.208.9400
www.marymcgratharchitects.com



6201 DOYLE STREET, SUITE B, EMERYVILLE, CA 94608
510.547.8092
www.seigelstrain.com