



Office of the City Manager

PUBLIC HEARING
February 9, 2021

To: Honorable Mayor and Members of the City Council

From: Dee Williams-Ridley, City Manager

Submitted by: Lisa Warhuus, Director of Health, Housing and Community Services

Subject: Second Substantial Amendments to 1) the 2020-2025 Consolidated Plan including the PY20 (FY21) Annual Action Plan in Response to the Addition of Coronavirus Aid, Relief, and Economic Security (CARES) Act Funds, and 2) the PY19 (FY20) Annual Action Plan

RECOMMENDATION

Conduct a Public Hearing on:

1. The proposed Substantial Amendment to the 2020-2025 Consolidated Plan including the PY20 (FY21) Annual Action Plan in response to the addition of Coronavirus Aid, Relief, and Economic Security (CARES) Act funds; and
2. A proposed substantial amendment to the PY19 (FY20) Annual Action Plan;

And upon conclusion adopt a Resolution authorizing the City Manager, or her designee, to:

- A. Accept CARES Act Community Development Block Grant-CV3 funding totaling \$891,121 and allocate the full amount allowable under the HUD waiver to public services (\$712,897), and up to 20% to Planning and Administration (\$178,224);
- B. Allocate all CDBG-CV3 public services funding (\$712,897) to support the Berkeley Housing Retention program;
- C. Reallocate up to \$1.2M of CDBG-CV1 funds previously allocated to COVID-19 Testing to support the Berkeley Housing Retention Program, leaving up to \$200,000 in CDBG-CV1 funding available for COVID-19 testing or vaccinations if needed;
- D. Execute resultant agreements and amendments with the Eviction Defense Center for the COVID-19 Housing Retention Program, using \$1,801,541 in CDBG-CV1 & 3, plus any unused CDBG-CV1 funds allocated to the Targeted Equity Testing program (up to \$200,000) for a total possible not-to-exceed contract amount of \$2,001,541;

- E. Allocate up to 25% of the PY20 HOME allocation for program administration, up to 10% of the PY20 HOME funds for Community Housing Development Organization (CHDO) operating funds, and the remaining funds to the Housing Trust Fund;
- F. Reallocate \$535,633 in PY20 CDBG Housing Services funds, \$1,049,370 PY19 CDBG Community Facility Improvement funds, and \$378,230 in available uncommitted funds to the South Berkeley Neighborhood Development Corporation for housing rehabilitation at Rosewood Manor and Lorin Station Apartments and execute resultant agreements, as contained in Exhibits A and B;
- G. Update the PY20 CDBG and HOME entitlement allocations to reflect the revised HUD PY20 entitlement awards; and
- H. Submit the approved Second Substantial Amendments to the 2020-2025 Consolidated Plan/PY20 Annual Action Plan and the PY19 Annual Action Plan, including public comments, to the U.S. Department of Housing and Urban Development (HUD), and accept any resulting agreements with HUD.

SUMMARY

This report outlines the proposed second substantial amendments to the City of Berkeley's 2020-2025 Consolidated Plan (including the PY20 Annual Action Plan for Community Development Block Grant coronavirus (CDBG-CV) funds), and the PY19 (FY20) Annual Action Plan. The major changes to the Plans include:

- Accepting new CDBG-CV3 funds and allocating them to the Berkeley Housing Retention fund;
- Reallocating most of the \$1.2M of CDBG-CV1 funds previously allocated to COVID-19 Testing to the Berkeley Housing Retention fund;
- Updating the Available Resources section of the Consolidated Plan to account for newly awarded CDBG-CV3 funds and slight changes to CDBG and HOME entitlement awards;
- Utilizing a waiver provided by HUD that allows the City to increase the amount of HOME funds that can be allocated to administration (up to 25% for PY20); and finally
- Reallocating \$535,633 in PY20 CDBG funds previously allocated to a hotel purchase, and available PY19 CDBG funding previously allocated to community facility improvements plus other uncommitted funds for housing rehabilitation at Rosewood Manor and Lorin Station Apartments.

These substantial amendments require a public hearing and City Council approval before they can be submitted to the federal Department of Housing and Urban Development (HUD) for approval.

FISCAL IMPACTS OF RECOMMENDATION

Approving the proposed Substantial Amendment to the 2020-2025 Consolidated Plan will add \$891,121 in CDBG-CV3 funds to the City's FY21 budget. These funds are available through September 30, 2022 and can be used for covid-related expenditures incurred beginning July 1, 2020.

HUD also recently adjusted the original PY20 (FY21) entitlement allocations for both CDBG and HOME. The corrected PY20 (FY21) allocations are:

- Community Development Block Grant (CDBG) \$2,737,801 (a reduction of \$457)
- HOME Investment Partnerships (HOME) \$778,203 (a reduction of \$180)

The additional CDBG-CV3 funds will be appropriated in the Second Amendment to the FY21 Annual Appropriations Ordinance (AAO#2). Adjustments to both CDBG and HOME allocations are reflected in Exhibit A to the resolution. Prior allocations of CDBG and ESG Cares Act funds were previously approved by Council on September 15, 2020.

Approving the proposed PY19 Annual Action Plan Substantial Amendment #2 recommendation will shift \$1,049,370 in CDBG funding currently allocated to the CDBG Community Facility Improvement program and approximately \$378,230 of CDBG earlier unused funds to a multi-family housing rehabilitation project at Rosewood Manor and Lorin Station Apartments. The earlier unused CDBG funds will also be added to the City's budget in the AAO#2.

CURRENT SITUATION AND ITS EFFECTS

The March 27, 2020 passage of the Coronavirus Aid, Relief, and Economic Security Act (CARES Act), Public Law 116-136, provides \$5 billion in Community Development Block Grant-CV funds and \$4 billion in Emergency Solutions Grant-CV to be used to prevent, prepare for, and respond to the Coronavirus (COVID-19).

HUD allocated CARES Act funds to the City of Berkeley, adding \$2,501,926 in CDBG-CV1 & 3 and \$6,648,603 in ESG-CV1 & 2 to help prevent, prepare for, and respond to the impacts of the coronavirus pandemic. In order to receive the updated allocation of CARES Act funding, the City of Berkeley's 2020-2025 Consolidated Plan (Plan), including the PY20 (FY21) Annual Action Plan (AAP), needs to be amended.¹

The City is amending both the Consolidated Plan to include the CDBG-CV3 funds and reallocate previously programmed CDBG-CV1 and PY20 CDBG entitlement funds and the PY19 Annual Action Plan in response to current needs.²

¹ The City of Berkeley 2020-2025 Consolidated Plan, including the PY20 (FY21) Annual Action Plan can be found at <https://www.cityofberkeley.info/ContentDisplay.aspx?id=12160>

² Should the City need to reallocate ESG-CV funds within eligible ESG activities, future changes to these allocations do not require a substantial amendment to the Annual Action or Consolidate Plan and will be

The City reserves some flexibility in how the CDBG-CV funds are allocated with a plan to use up to \$200,000 for the COVID-19 testing or vaccination program and the remainder to be used for the Housing Retention Program. Should the testing/vaccination program not use the full \$200,000, the remaining funds will also be allocated to the Housing Retention Program.

Detailed Proposed Uses of CARES Act and Entitlement Funds

The Consolidated Plan was previously updated to include emergency response to COVID-19 as a priority goal, and the proposed funding distribution and performance measures for associated activities. The City proposes to allocate the new and adjusted CARES Act, PY20 and PY19 CDBG Entitlement funds as follows:

simply noticed on the City of Berkeley website. Under current ESG CARES Act flexibilities ESG funds are not subject to the consultation and citizen participation requirements that otherwise apply to the ESG funds, however, the City of Berkeley is required to publish (at minimum on the City's website) how its ESG allocation has and will be used. There are no proposed changes to ESG or ESG-CV at this time.

1. Focused Equity Testing and/or Vaccination Strategy – CDBG-CV1, up to \$200,000

Berkeley now has two testing locations for residents and is working in partnership with Alameda County to utilize a mobile testing resource available at no charge through the State. These opportunities have reduced the amount of targeted testing that is needed. Therefore staff recommend reducing the targeted testing amount to \$200,000. In addition, Berkeley has recently begun to implement COVID-19 vaccinations. In the event that testing becomes less of a focus, and vaccinations a greater focus, we would deploy these funds to implement a Focussed Equity Vaccination Strategy. Up to this amount would be allocated to this program to amplify, and standardize our testing and/or vaccination program for people in Berkeley less likely to get tested/vaccinated through existing systems. This includes, but it not limited to, seniors, unhoused people, non-English speaking people, and shelter workers. This will result in a more equitable and supportive provision of tests and/or vaccines for individuals at highest risk of severe complications from COVID-19 infection being tested and supported through our public health system. Any remaining or unused testing/vaccine funds will be reallocated to the Housing Retention Program below.

2. Housing Retention Program – CDBG-CV1 & 3, \$1.8M

In March of 2020 City Council acted swiftly to expand the City's Housing Retention Program (HRP) in response to the budding COVID-19 pandemic and to the fact that many Berkeley households had already lost, or were going to lose, income necessary to pay their rent. The City initially funded the program for \$1M and then added an additional \$900,000 to the COVID-19 HRP based on a high level of need. As of writing this Council report, the program has served over 420 households, the majority of whom are below 30% area median income (AMI), with over 35% of households living at the poverty level (\$39,150 for a family of four). The current rental assistance averages less than \$5,700, and has supported a preponderance of older adult households and households with minor children in the home. The program's funds have been exhausted and the program is currently maintaining an active waitlist with ongoing inquiries and requests for funding. The current waitlist exceeds \$266,705 in requested rental assistance.

Given the current waitlist and persistent economic impacts of COVID-19 the City anticipates that low-income Berkeley residents will continue to benefit from financial supports to maintain their housing. Therefore, \$1.8M of CDBG-CV1 & 3 is allocated to the COVID-19 Berkeley Housing Retention fund (plus an unused Testing/Vaccine program allocation of NTE \$200,000 of CDBG-CV1), operated by the Eviction Defense Center, to support households who have fallen behind in rent due to COVID-19.

3. Housing Rehabilitation – CDBG PY20, PY19 & uncommitted CDBG funds – \$2M
The City proposes reallocating \$535,633 in PY20 CDBG funds plus \$1,049,370 in PY19 CDBG funds and \$378,230 in other uncommitted CDBG funds (earlier unused funds and program income) for a total of \$1,963,233 for a housing rehabilitation project at Rosewood Manor and Lorin Station Apartments, which are owned and operated by South Berkeley Neighborhood Development Corporation (SBNDC). PY20 CDBG funds were previously allocated for the purchase and renovation of a hotel if matching funds were received through the State of CA program Project HomeKey. These funds were not awarded to the City. PY19 and earlier funds will be reallocated from the City’s Community Facility Improvements program. Staff released an RFP for these funds in November of 2019. To date, no applications have been received. CDBG funds not spent by May 2021 may be in danger of recapture. It is therefore recommended that these funds, and some other earlier years’ unallocated funds be used for this renovation project.

4. Administrative Funds – CDBG-CV and ESG-CV
CDBG administrative funds available through the CDBG CV3 allocation in the amount of \$178,224 will be added to other CARES Act administrative funding to create two new positions, and reassign one existing staff person to administer CARES Act funded programs. Total CARES Act funding is shown in the table below.

New Total Funds for Administration (CDBG-CV and ESG-CV)	\$ 1,165,246
Senior Management Analyst (2 years) <i>new</i>	\$ 384,948
Community Services Specialist III (2 years) <i>existing</i>	\$ 404,934
Community Services Specialist II (2 years) <i>new</i>	\$ 352,044
Indirect Costs	\$ 23,320

A summary of all proposed uses of revenues and expenditures is shown below:

REVENUES	CDBG-CV1	CDBG-CV3	CDBG PY20 (FY21)	CDBG PY19 (FY20) Amended
Allocated for Program Costs	\$1,288,644	\$712,897	\$535,663	\$1,427,600
Allocated to Administration	\$322,161	\$178,224	\$ -	\$ -
Total Revenues	\$1,610,805	\$891,121	\$535,663	\$1,427,600

PROPOSED EXPENDITURES	CDBG-CV1 Amended	CDBG-CV3	CDBG PY20 (FY21) Amended	CDBG PY19 (FY20) Amended	Total by Program
CV-Targeted Equity Testing/Vaccination Strategy	\$200,000	\$ -	\$ -	\$ -	\$200,000
CV-Housing Retention Program	\$1,088,644	\$712,897	\$ -	\$ -	\$1,801,541
SBNDC Housing Rehab Administration	\$-	\$-	\$535,633	\$1,427,600	\$1,963,233
	\$322,161	\$178,224	\$ -	\$ -	\$500,385
Total Expenditures	\$1,610,805	\$891,121	\$535,633	\$1,427,600	\$4,465,159

CARES Act Waivers

The CARES Act also authorized the HUD Secretary to grant several waivers and alternative requirements related to the use of CDBG-CV, ESG-CV, and HOME funds. These were addressed in detail in the September 15, 2020 Council item. The City is now choosing to access the HUD granted waivers for the HOME program related to 24 CFR 92.207 to allow for increased administration and planning of up to 25% of allocation plus program income.

For the full detail to the 2020-2025 Consolidated Plan Substantial Amendment #2, including the PY20 (FY21) AAP see Attachment #2.

BACKGROUND

The City of Berkeley is an entitlement jurisdiction which receives HUD funds according to a formula. CDBG is a long standing federal program supporting community development for low-income persons. The ESG program focuses on addressing the needs of unhoused persons. The HOME program allows for a variety of housing activities, according to local housing needs. The CARES Act included funding for both CDBG and ESG which are identified as CDBG-CV and ESG-CV respectively.

HUD regulations require that the City of Berkeley follow a Citizen Participation Process in allocating federal funding, which requires that the city enlist input from the general public when developing the spending plan and when any major changes to the spending plan are proposed. Major changes to the spending plan require the submission of a "Substantial Amendment" to the Annual Action Plan. These changes must be accompanied by a public hearing.

The original Consolidated Plan/PY20 Annual Action Plan, Substantial Amendment #1 and the PY19 Annual Action Plans were all passed by Council after public hearings. All documents can be found here:

<https://www.cityofberkeley.info/ContentDisplay.aspx?id=12160>.

ENVIRONMENTAL SUSTAINABILITY

Projects funded with CDBG, ESG, and HOME are required to follow state and local regulations, including those related to green building and energy.

RATIONALE FOR RECOMMENDATION

COVID-19 Related Expenditures

On April 27, 2020, a FY21 budget update report was presented to the City of Berkeley's Budget and Finance Policy Committee from the City Manager. In this report, it stated that the City has and will continue to incur substantial costs and loss of revenue due to COVID-19. Additionally, the federal government recognizes that local governments are in need of economic relief and have, therefore, enacted the CARES Act to support much needed relief efforts. Staff recommends that Council approve the CARES Act HUD allocations for CDBG-CV, to provide a second amendment to the 2020-2025 Consolidated Plan, including the PY20 (FY21) Annual Action Plan, and to allow the City to enter into contract with HUD.

COVID-19 has significantly impacted, either directly or indirectly, the Berkeley community. Countless individuals and families have had a reduction in household income making paying rent extremely challenging if not impossible. The Eviction Defense Center has taken the lead on the City's expanded Housing Retention Program for those with a COVID-19 related loss of income. Since March of 2020, this program has provided rental assistance for over 420 households. Unfortunately, the pandemic has endured and many additional households are not able to pay their rent. The COVID-19 Housing Retention Program no longer has funds to support the Berkeley Community, but the need continues and a waitlist is being maintained by the Eviction Defense Center should additional funds become available.

Housing Program Expenditures

Each year the City of Berkeley allocates some portion of CDBG funds for the Public Facility Improvement Program (rehabilitation for community facilities). Staff held a workshop for these funds at the end of 2019 where several community agencies representatives attended and staff subsequently fielded many inquiries from community agencies. However, to date, no completed applications have been submitted to the City, possibly due to agencies overburdened from pandemic program response. In the meantime, the City needs to commit and expend these funds as soon as possible, or HUD may recapture uncommitted/unspent CDBG funds.

In October 2020, the South Berkeley Neighborhood Development Corporation (SBNDC), a California Domestic Corporation located in South Berkeley, submitted a request for City funding to support rehabilitation work at Lorin Station and Rosewood Manor, two affordable housing properties owned and operated by SBNDC. Both properties are over 30 years old and are in need of major rehabilitation. SBNDC estimates there is at least \$6 million in repairs. The current request is for \$2.3 million to fund emergency roofing and plumbing repairs.

Lorin Station is a 14-unit multifamily affordable housing development, funded by the City in 1988-1991 for acquisition and development. The development is subject to a regulatory agreement which requires the units be affordable to households at 50% Area Median Income. Rosewood Manor is a 35-unit multifamily affordable housing development, not previously funded by the City, which receives Project-Based Section 8 assistance.

Approving these recommendations would support low-income households in 1) access to COVID-19 testing and 2) retain their rental housing through rental assistance in Berkeley through the COVID-19 pandemic, and 3) retaining affordable rental housing for 49 low-income households in South Berkeley through housing rehabilitation. The programs are designed to prevent, prepare for, and respond to the coronavirus through CDBG-CV funding.

ALTERNATIVE ACTIONS CONSIDERED

Failure to authorize receipt of these funds would result in loss of potential funds for the City in response to the COVID-19 pandemic, and potential loss of low-income housing for low-income Berkeley households

CONTACT PERSON

Rhianna Babka, Community Service Specialist III, HHCS, (510) 981-5410.

Attachments:

1: Resolution

Exhibit A: Revised PY20 HUD Allocations to include CARES Act funds

Exhibit B: Revised PY19 Community Development Block Grant (CDBG)
Allocations

2: 2020-2025 Consolidated Plan Substantial Amendment #2 including the PY20 (FY21)
Annual Action Plan

3. PY19 (FY20) Annual Action Plan Substantial Amendment #2

4: Public Hearing Notice

RESOLUTION NO. ##,###-N.S.

SECOND SUBSTANTIAL AMENDMENTS TO THE 2020-2025 CONSOLIDATED PLAN INCLUDING THE PY20 ANNUAL ACTION PLAN IN RESPONSE TO THE CORONAVIRUS AID, RELIEF, AND ECONOMIC SECURITY (CARES) ACT FUNDING & THE PY19 ANNUAL ACTION PLAN

WHEREAS, the City of Berkeley is an entitlement jurisdiction which receives annual allocations of CDBG, ESG and HOME Investment Partnership Program (HOME) funds from the US Department of Housing and Urban Development (HUD); and

WHEREAS, on March 27, 2020 the Coronavirus Aid, Relief, and Economic Security Act (CARES Act), became Public Law 116-136, and it provides \$5 billion in Community Development Block Grant (CDBG)-CV funds to be used to prevent, prepare for and respond to the Coronavirus (COVID-19); and

WHEREAS, the City of Berkeley has an existing 2020-2025 Consolidated Plan, including the Program Year 20 (FY21) Annual Action Plan, that articulates how the City plans to spend HUD CARES Act and regular allocations; and

WHEREAS, the City of Berkeley amended the 2020-2025 Consolidated Plan on September 15, 2020 to add \$1,610,805 in CDBG-CV1 funding and \$6.4 million in ESG CV1 & 2 funding; and

WHEREAS, the City of Berkeley was awarded additional \$891,121 in CDBG-CV3 funds that requires a Second Substantial Amendment to the existing Consolidated and Annual Action Plans; and

WHEREAS, HUD issued a waiver to raise the HOME Planning and Administration cap to 25%; and

WHEREAS, the City's COVID-19 Housing Retention Program has exhausted all available funds and maintains a waitlist for Berkeley households currently unable to pay rent due to a COVID-19 related loss of income; and

WHEREAS, emergency housing rehabilitation needs have arisen at Rosewood Manor and Lorin Station Apartments serving a total of 49 primarily low-income households; and

WHEREAS, the City of Berkeley has an existing PY19 (FY20) Annual Action Plan that identified \$1,049,370 for a public facility improvement notice of funding availability (NOFA), and no qualifying applications for funds have been submitted to date; and

WHEREAS, the City of Berkeley has \$378,230 in uncommitted CDBG funds available to allocate to a housing project; and

February 9, 2021

WHEREAS, HUD reissued the PY20 CDBG and HOME formula entitlement allocations to account for a formula error; and

WHEREAS, the City's Citizen Participation Plan requires that the City conduct a public hearing when major changes constituting a Substantial Amendment to the spending plan are proposed; and

WHEREAS, the City has and will continue to incur substantial costs and loss of revenue due to COVID-19; and

WHEREAS, the City has established the following ERMA budget codes CDBG: 128 – various, and HOME: 310 - various; and

WHEREAS, failure to authorize receipt of these funds would result in loss of potential funds for the City in response to the COVID-19 pandemic.

NOW THEREFORE, BE IT RESOLVED by the Council of the City of Berkeley that the City Manager, or her designee, is authorized to:

1. Accept CARES Act Community Development Block Grant-CV3 funding totaling \$891,121 and allocate the full amount allowable under the HUD waiver to public services (\$712,897), and up to 20% to Planning and Administration (\$178,224);
2. Allocate all CDBG-CV3 public services funding (\$712,897) to support the Berkeley Housing Retention program;
3. Reallocate up to \$1.2M of CDBG-CV1 funds previously allocated to COVID-19 Testing to support the Berkeley Housing Retention Program, leaving up to \$200,000 in CDBG-CV1 funding available for COVID-19 testing if needed;
4. Execute resultant agreements and amendments with the Eviction Defense Center for the COVID-19 Housing Retention Program, using \$1,801,541 in CDBG-CV1 & 3, plus any unused CDBG-CV1 funds allocated to the Targeted Equity Testing program (up to \$200,000) for a total possible not-to-exceed contract amount of \$2,001,541;
5. Allocate up to 25% of the PY20 HOME allocation for program administration, up to 10% of the PY20 HOME funds for Community Housing Development Organization (CHDO) operating funds, and the remaining funds to the Housing Trust Fund;
6. Reallocate \$535,633 in PY20 CDBG Housing Services funds, \$1,049,370 PY19 CDBG Community Facility Improvement funds, and \$378,230 in available uncommitted funds to the South Berkeley Neighborhood Development Corporation for housing rehabilitation at Rosewood Manor and Lorin Station Apartments and execute resultant agreements, as contained in Exhibits A and B;

February 9, 2021

7. Update the PY20 CDBG and HOME entitlement allocations to reflect the revised HUD PY20 entitlement awards; and
8. Submit the approved Second Substantial Amendments to the 2020-2025 Consolidated Plan/PY20 Annual Action Plan and the PY19 Annual Action Plan, including public comments, to the U.S. Department of Housing and Urban Development (HUD), and accept any resulting agreements with HUD.

A record signature copy of said agreements and any amendments shall be on file in the office of the City Clerk.

Exhibit:

- A: Revised PY20 (FY21) HUD Allocations to include CARES Act funds
- B: Revised PY19 Community Development Block Grant (CDBG) Allocations

PY20 (FY21) CDBG, HOME, ESG Allocations - AMENDMENT #2

Community Development Block Grant (CDBG) Allocations

REVENUES	Awarded FY20	Awarded FY21	HUD Adjusted Award FY21	Updated CARES Act: CDBG-CV1&3
CDBG Award	\$ 2,667,120	\$ 2,738,258	2,737,801	\$ 2,501,926
Program Income	\$ 250,531	\$ 255,925	255,925	\$ -
Earlier Unused Funds	\$ 788,029	\$ 222,352	222,352	\$ -
SUBTOTAL CDBG	\$ 3,705,680	\$ 3,216,536	3,216,079	\$ 2,501,926
GF Funding Available	\$ 232,229	\$ 232,229	232,229	\$ -

EXPENDITURES - By Category	Allocated FY20	Allocated FY21	Amended Allocation FY21	Updated CARES Act: CDBG-CV1&3
I. Housing Services	\$ 1,476,057	\$ 1,476,057	\$ 2,011,690	\$ -
II. Public Services (17.83%)	\$ 453,921	\$ 453,921	\$ 453,921	\$ 2,001,541
III. Public Facility Improvements	\$ 1,202,278	\$ 688,906	\$ 152,908	\$ -
IV. Planning & Administration (20%)	\$ 573,424	\$ 597,652	\$ 597,560	\$ 500,385
Total CDBG Funds Allocated/Requested	\$ 3,705,680	\$ 3,216,536	\$ 3,216,079	\$ 2,501,926

CDBG Project Details

I. CDBG - HOUSING SERVICES PROJECTS	Allocated FY20	Allocated FY21	Amended Allocation FY21	Updated CARES Act: CDBG-CV1&3
CDBG				
1 Center for Independent Living: Residential Access Project for Disabled	\$ 159,660	\$ 159,660	\$ 159,660	
2 Habitat for Humanity East Bay - Housing Rehabilitation Grant Program	\$ 250,000	\$ 250,000	\$ 250,000	
3 COB HHCS D: Loan Services	\$ 70,008	\$ 70,008	\$ 70,008	
4 COB HHCS D: Senior and Disabled Rehab Program	\$ 358,048	\$ 358,048	\$ 358,048	
Rehab Loans	\$ 150,000	\$ 150,000	\$ 150,000	
5 COB HHCS D: Affordable Housing Development and Rehab	\$ 488,341	\$ 488,341	\$ 488,341	
6 Multi-Family Housing Rehab	N/A	N/A	\$ 535,633	
SUBTOTAL Housing Projects -- CDBG	\$ 1,476,057	\$ 1,476,057	\$ 2,011,690	\$ -

General Fund

7 Bay Area Community Land Trust (GF)	\$ 5,200	\$ 5,200		
--------------------------------------	----------	----------	--	--

II. PUBLIC SERVICES PROJECTS	Allocated FY20	Allocated FY21	Amended Allocation FY21	Updated CARES Act: CDBG-CV1&3
CDBG				
8 Homeless Services (Berkeley Food & Housing Project)*	\$ 170,502	\$ 170,502	\$ 170,502	
9 Homeless Services (Bay Area Community Services)*	\$ 248,419	\$ 248,419	\$ 248,419	
10 EDEN Housing: Fair Housing Services	\$ 35,000	\$ 35,000	\$ 35,000	
11 CV - Targeted Equity Testing/Vaccine Strategy**	N/A		\$ -	\$ 200,000
12 CV - Housing Retention Program**				\$ 1,801,541
Total CDBG Public Services	\$ 453,921	\$ 453,921	\$ 453,921	\$ 2,001,541
CDBG Public Services Cap	\$ 520,217	N/A	N/A	N/A

* These projects are for CDBG budgeting, but are reviewed by other Commissions whose funding recommendation is reflected here.

**Any unused Targeted Equity Testing Strategy funds will be allocated to the Housing Retention Program

General Fund

13	The Bread Project: Culinary Job Readiness Training	\$	57,850	\$	57,850
14	Inter-City Services: Employment, Education and Training	\$	101,351	\$	101,351
15	Rising Sun Energy Center: Green Energy Training Services	\$	67,828	\$	67,828
Subtotal GF Public Services:		\$	227,029	\$	227,029

III. CDBG - PUBLIC/COMMUNITY FACILITIES IMPROVEMENTS: Allocations or recommended funding is one-time only.

	Allocated FY20	Allocated FY21	Amended Allocation FY21	CARES Act: CDBG-CV
16	Public Facilities FY2020	\$ 1,049,370	\$ 535,998	\$ -
17	COB HHCS D: Public Facilities Improvements	\$ 152,908	\$ 152,908	\$ -
Subtotal Public Facilities Improvements:		\$ 1,202,278	\$ 688,906	\$ 152,908

IV. CDBG - PLANNING AND ADMINISTRATION***

	Allocated FY20	Allocated FY21	Amended Allocation FY21	CARES Act: CDBG-CV
18	COB HHCS D: CDBG Planning & Administration	\$ 573,424	\$ 597,652	\$ 597,560
CDBG Planning & Administration TOTAL		\$ 573,424	\$ 597,652	\$ 597,560

***Set-aside. Planning and Administration is a capped category of CDBG funding. The City of Berkeley City Manager and Housing & Community Services Departments will utilize the maximum amount of funding available under this category.

HOME Investment Partnership Program (HOME) Allocations

REVENUES	Awarded FY20	Awarded FY21	HUD Adjusted Award FY21
HOME Award	\$ 737,273	\$ 778,383	\$ 778,203
Program Income (projected)	\$ 20,000	\$ 20,000	\$ 20,000
SUBTOTAL HOME Funds Available	\$ 757,273	\$ 798,383	\$ 798,203

EXPENDITURES	Allocated FY20	Allocated FY21	Amended and Adjusted Allocation FY21
Administration (10%)	\$ 75,727	\$ 79,838	\$ 199,551
CHDO Operating Funds (5%)	\$ 28,115	\$ 28,115	\$ 70,000
Available for HTF Projects	\$ 653,431	\$ 690,430	\$ 528,652
Total	\$ 757,273	\$ 798,383	\$ 798,203

Emergency Solutions Grant (ESG) Allocations

REVENUES	Awarded FY20	Awarded FY21	CARES Act: ESG-CV
ESG Award	\$ 227,398	\$ 234,354	\$ 6,648,603

EXPENDITURES	Amended Allocation FY20	Allocated FY21	CARES Act: ESG-CV
Rapid Rehousing*	\$ 67,228	\$ 69,489	\$ 2,591,095
Emergency Shelter and Street Outreach*	\$ 136,439	\$ 140,612	\$ 3,380,648
Homeless Management Information System	\$ 6,676	\$ 6,676	\$ 12,000
Administration (7.5%)	\$ 17,055	\$ 17,577	\$ 664,860
Total	\$ 227,398	\$ 234,354	\$ 6,648,603

* Funding will be allocated to the Coordinated Entry System to carry out the program.

PY19 (FY20) CDBG, HOME, ESG Allocations - AMENDMENT #2

Community Development Block Grant (CDBG) PY2019 Allocations

REVENUES	Allocated FY19	Awarded FY20	REVISED FY20
CDBG Award	\$ 2,679,928	\$ 2,667,120	\$ 2,667,120
Program Income	\$ 381,150	\$ 250,531	\$ 250,531
Earlier Unused Funds	\$ 474,010	\$ 788,029	\$ 1,166,259
SUBTOTAL CDBG	\$ 3,535,088	\$ 3,705,680	\$ 4,083,910
GF Funding Available	\$ 238,479	\$ 232,229	\$ 232,229

EXPENDITURES - By Category	Allocated FY19	Adopted FY20	Proposed FY20 Amendment
I. Housing Services	\$ 1,542,796	\$ 1,476,057	\$ 2,903,658
II. Public Services (17.83%)	\$ 453,853	\$ 453,921	\$ 453,921
III. Public Facility Improvements	\$ 765,303	\$ 1,202,278	\$ 152,908
IV. Planning & Administration (20%)	\$ 571,986	\$ 573,424	\$ 573,424
V. Housing Trust Fund	\$ -	\$ -	\$ -
Total CDBG Funds Allocated/Requested	\$ 3,333,938	\$ 3,705,680	\$ 4,083,911

CDBG Project Details

I. CDBG - HOUSING SERVICES PROJECTS	Allocated FY19	Adopted FY20	Proposed FY20 Amendment
CDBG			
1 Center for Independent Living: Residential Access Project for Disabled	\$ 140,000	\$ 159,660	\$ 159,660
2 Community Energy Services Corp.: Home Safety & Repair Program	\$ 282,334	\$ -	\$ -
3 Rebuilding Together Safe Homes Project	\$ 98,279	\$ -	\$ -
4 Habitat for Humanity East Bay - Housing Rehabilitation Grant Program	\$ -	\$ 250,000	\$ 250,000
5 COB HHCS: Loan Services	\$ 66,174	\$ 70,008	\$ 70,008
6 COB HHCS: Senior and Disabled Rehab Program	\$ 340,976	\$ 358,048	\$ 358,048
Rehab Loans	\$ 150,000	\$ 150,000	\$ 150,000
7 COB HHCS: Affordable Housing Development and Rehab	\$ 465,033	\$ 488,341	\$ 488,342
8 SBND: Multi-Family Housing Rehab	\$ -	\$ -	\$ 1,427,600
SUBTOTAL Housing Projects -- CDBG	\$ 1,542,796	\$ 1,476,057	\$ 2,903,658
General Fund			
9 Bay Area Community Land Trust (GF)	\$ 4,991	\$ 5,200	\$ 5,200

II. PUBLIC SERVICES PROJECTS	Allocated FY19	Adopted FY20	Proposed FY20 Amendment
CDBG			
10 Homeless Services (Berkeley Food & Housing Project)*	\$ 418,921	\$ 170,502	\$ 170,502
11 Homeless Services (Bay Area Community Services)*		\$ 248,419	\$ 248,419
12 EBCLC: Fair Housing Counseling	\$ 34,932	\$ -	\$ -
13 EDEN Housing: Fair Housing Services		\$ 35,000	\$ 35,000
Total CDBG Public Services	\$ 453,853	\$ 453,921	\$ 453,921
CDBG Public Services Cap	\$ 545,790	\$ 520,217	\$ 520,217

* These projects are for CDBG budgeting, but are reviewed by other Commissions whose funding recommendation is reflected here.

General Fund

14	The Bread Project: Culinary Job Readiness Training	\$	56,165	\$	57,850	\$	57,850
15	Inter-City Services: Employment, Education and Training	\$	101,643	\$	101,351	\$	101,351
16	Resources for Community Development: Social Svcs. at Special Needs Housing	\$	9,828	\$	-	\$	-
17	Rising Sun Energy Center: Green Energy Training Services	\$	65,852	\$	67,828	\$	67,828
Subtotal GF Public Services:		\$	233,488	\$	227,029	\$	227,029

III. CDBG - PUBLIC/COMMUNITY FACILITIES IMPROVEMENTS: Allocations or recommended funding is one-time only.

	Allocated FY19	Adopted FY20	Proposed FY20 Amendment
18	Public Facilities 2018 - Mental Health Clinic	\$ 594,836	\$ -
19	Public Facilities FY2020		\$ 1,049,370
20	COB HHCSO: Public Facilities Improvements	\$ 145,892	\$ 152,908
21	Rebuilding Together: Community Facilities	\$ 24,575	
Subtotal Public Facilities Improvements:		\$ 765,303	\$ 1,202,278

IV. CDBG - PLANNING AND ADMINISTRATION**

	Allocated FY19	Adopted FY20	Proposed FY20 Amendment
22	COB HHCSO: CDBG Planning & Administration	\$ 571,986	\$ 573,424
CDBG Planning & Administration TOTAL		\$ 571,986	\$ 573,424

**Set-aside. Planning and Administration is a capped category of CDBG funding. The City of Berkeley City Manager and Housing & Community Services Departments will utilize the maximum amount of funding available under this category.

V. HOUSING TRUST FUND

	Allocated FY19	Adopted FY20
23	City of Berkeley Housing Trust Fund	\$ -

HOME Investment Partnership Program (HOME) Allocations

REVENUES	Awarded FY19	Awarded FY20
HOME Award	\$ 793,509	\$ 737,273
Program Income (projected)	\$ 20,000	\$ 20,000
SUBTOTAL HOME Funds Available	\$ 813,509	\$ 757,273

EXPENDITURES	Allocated FY19	Actual FY20
Administration (10%)	\$ 81,351	\$ 75,727
CHDO Operating Funds (5%)	\$ 28,115	\$ 28,115
Available for HTF Projects	\$ 684,043	\$ 633,431
Total	\$ 793,509	\$ 737,273

Emergency Solutions Grant (ESG) Allocation SUMMARY

REVENUES	Awarded FY19	Awarded FY20
ESG Award	\$ 219,480	\$ 227,398

EXPENDITURES	Amended Allocation FY19	Amended and Adopted FY20 Allocation
Rapid Rehousing*	\$ 64,655	\$ 67,228
Emergency Shelter and Street Outreach*	\$ 131,688	\$ 136,439
Homeless Management Information System	\$ 6,676	\$ 6,676
Administration (7.5%)	\$ 16,461	\$ 17,055
Total	\$ 219,480	\$ 227,398

* Funding will be allocated to the Coordinated Entry System to carry out the program.

CITY OF BERKELEY

**CONSOLIDATED PLAN
FOR HOUSING
AND COMMUNITY DEVELOPMENT
2020-2025**

and Annual Action Plan for Program Year 2020

AMENDMENT #2

**for the U.S. Department of
Housing and Urban Development
San Francisco Field Office of
Community Planning and Development**

FEBRUARY 2021

Table of Contents

Executive Summary.....	5
ES-05 Executive Summary - 24 CFR 91.200(c), 91.220(b)	5
The Process	10
PR-05 Lead & Responsible Agencies 24 CFR 91.200(b).....	10
PR-10 Consultation - 91.100, 91.200(b), 91.215(l).....	11
PR-15 Citizen Participation.....	16
Needs Assessment	25
NA-05 Overview	25
NA-10 Housing Needs Assessment - 24 CFR 91.205 (a,b,c)	26
NA-15 Disproportionately Greater Need: Housing Problems – 91.205 (b)(2)	36
NA-20 Disproportionately Greater Need: Severe Housing Problems – 91.205 (b)(2)	42
NA-25 Disproportionately Greater Need: Housing Cost Burdens – 91.205 (b)(2).....	48
NA-30 Disproportionately Greater Need: Discussion – 91.205(b)(2)	50
NA-35 Public Housing – 91.205(b)	52
NA-40 Homeless Needs Assessment – 91.205(c).....	56
NA-45 Non-Homeless Special Needs Assessment - 91.205 (b,d).....	60
NA-50 Non-Housing Community Development Needs – 91.215 (f)	64
Housing Market Analysis.....	66
MA-05 Overview	66
MA-10 Number of Housing Units – 91.210(a)&(b)(2).....	67
MA-15 Housing Market Analysis: Cost of Housing - 91.210(a)	73
MA-20 Housing Market Analysis: Condition of Housing – 91.210(a).....	79
MA-25 Public and Assisted Housing – 91.210(b)	84
MA-30 Homeless Facilities and Services – 91.210(c).....	86
MA-35 Special Needs Facilities and Services – 91.210(d).....	92

MA-40 Barriers to Affordable Housing – 91.210(e) 95

MA-45 Non-Housing Community Development Assets – 91.215 (f) 100

MA-50 Needs and Market Analysis Discussion 109

Strategic Plan 111

 SP-05 Overview 111

 SP-10 Geographic Priorities – 91.215 (a)(1)..... 112

 SP-25 Priority Needs - 91.215(a)(2)..... 113

 SP-30 Influence of Market Conditions – 91.215 (b)..... 118

 SP-50 Public Housing Accessibility and Involvement – 91.215(c)..... 133

 SP-55 Barriers to affordable housing – 91.215(h)..... 134

 SP-60 Homelessness Strategy – 91.215(d)..... 136

 SP-65 Lead based paint Hazards – 91.215(i)..... 139

 SP-70 Anti-Poverty Strategy – 91.215(j) 141

 SP-80 Monitoring – 91.230 143

Expected Resources 145

 AP-15 Expected Resources – 91.220(c)(1,2) 145

Annual Goals and Objectives 149

 Projects 153

 AP-35 Projects – 91.220(d) 153

 AP-38 Project Summary 154

 AP-50 Geographic Distribution – 91.220(f)..... 163

Affordable Housing 164

 AP-55 Affordable Housing – 91.220(g) 164

 AP-60 Public Housing – 91.220(h)..... 165

 AP-65 Homeless and Other Special Needs Activities – 91.220(i)..... 166

 AP-75 Barriers to affordable housing – 91.220(j) 169

AP-85 Other Actions – 91.220(k) 170

Program Specific Requirements..... 176

DRAFT

Executive Summary

ES-05 Executive Summary - 24 CFR 91.200(c), 91.220(b)

1. Introduction

Eligible state and local governments receive annual block grants for community development and affordable housing from the U.S. Department of Housing and Urban Development (HUD). These grants include the Community Development Block Grant (CDBG), the HOME Investment Partnerships Program (HOME), and the Emergency Solutions Grant (ESG). For each program, HUD regulations allow for a broad range of eligible activities. The state or local governments determine which of the eligible activities will best serve the needs of their community. In order to determine the most pressing needs and develop effective, place-based market-driven strategies to meet those needs, HUD requires grantees to develop a Consolidated Plan (Plan).

This Plan by the City of Berkeley lays out the City's overall investment strategies for the City's use of federal entitlement grant funds for affordable housing, homelessness, addressing poverty, and community development from July 1, 2020, through June 30, 2025. For each year of the Consolidated Plan, the City must also produce an Annual Action Plan. The First- Year Annual Action Plan for the period July 1, 2020 through June 30, 2021 is attached to this Consolidated Plan. Please note that throughout the Consolidated Plan and Annual Action Plan, the terms "fiscal year" and "program year" are both used. The period from July 1, 2020 through June 30, 2021 is the City's fiscal year (FY) 2021 and HUD's program year (PY) 2020.

This Plan has been amended to include CARES Act funds. The City of Berkeley has received a CARES Act allocation from HUD in the amounts of ~~\$1,610,805~~\$2,501,926 in CDBG-CV1&3 and \$6,648,603 in ESG-CV1&2 to help prevent, prepare for, and respond to the impacts of the coronavirus.

The Plan was prepared in accordance with HUD's Office of Community and Planning Development (CPD) eCon Planning Suite which was introduced in 2012. Since that time, HUD requires grantees submit their Consolidated Plan and First-Year Annual Action Plan using the Consolidated Plan template through the Integrated Disbursement and Information System (IDIS), their nationwide database. Most of the data tables in the Plan are populated with default data from the U.S. Census Bureau, specifically 2011-2015 American Community Survey (ACS) and Comprehensive Housing Affordability Strategy (CHAS) data. Other sources of data are noted throughout the Plan.

The Plan is divided into six sections:

- Executive Summary
- The Process
- Needs Assessment
- Market Analysis

- Strategic Plan
- First-Year Action Plan

2. Summary of the objectives and outcomes identified in the Plan Needs Assessment Overview

The City of Berkeley has set an ambitious array of goals for the use of its federal entitlement grant resources. The priority needs of the City are affordable housing, non-housing community development, and homelessness. The City has three goals to address those priority needs:

- Increase affordable housing supply and quality;
- Improve public facilities and public services; and
- Provide homeless services including prevention, emergency shelter, outreach and rapid re-housing.

The City of Berkeley has long placed a high priority on affordable housing and community services because they reflect important community values. The City is committed to maintaining high-quality programs for those in need but faces challenges due to insufficient resources to meet those needs. The City of Berkeley has been able to backfill some of the ongoing reductions in federal funding for affordable housing and critical community services. Local investments, however, do not begin to meet the dire need for more affordable housing and a more robust social safety net to prevent and end homelessness. At the same time, the ESG, HOME, and CDBG programs come with considerable administrative requirements, all of which impact the City's ability to address all the many needs identified.

In response to COVID-19 and CARES Act funding, the City ~~has added~~ a fourth goal during to the Substantial Amendment #1:

- Prevent, prepare for, and respond to COVID-19

3. Evaluation of past performance

The City tracks single family and multi-family housing rehabilitation and development efforts. Outcomes for all federally funded community agency programs are also tracked and prior outcomes are used to inform funding decisions. The City also uses countywide Homeless Count and program outcome data to inform its goals on homelessness.

4. Summary of citizen participation process and consultation process

A public hearing in front of the Housing Advisory Commission was held on November 7, 2019 on the Draft *Regional Analysis of Impediments*. This public hearing was noticed in the *Berkeley Voice* on October 25, 2019.

Specific outreach regarding the Draft *Regional Analysis of Impediments* public hearing was accomplished via mailings to interested parties, which include individuals, the Alameda County Homeless Continuum of Care, community agencies serving low income people, and postings at public buildings such as recreation centers, senior centers, libraries and other government buildings. The draft report was also posted on the City's website and made available at the Department office and the Main Library.

An additional public hearing on community needs was held on November 7, 2019 in front of the Housing Advisory Commission specifically to inform the Consolidated Plan. The November 7, 2019 public hearing on community needs was noticed in the *Berkeley Voice* on November 1, 2019.

Draft copies of the Plan were presented to the Housing Advisory Commission on January 9, and February 6, 2020. A public comment period was opened on March 27, 2020 and concluded on May 1st, 2020 after the public hearing. A public hearing on the Plan was held on April 28, 2020 before the Berkeley City Council. An announcement regarding the public hearing and public comment period were published in the *Berkeley Voice* on March 27, 2020. The announcement stated where to locate the publically available Plan, the dates of the public comment period, and a summary of key elements of the Plan. The announcement also included information in Spanish and Chinese languages regarding how to obtain information about the Plan. The announcement was republished on April 24, 2020 to notify the public how to participate virtually in the public hearing during the COVID-19 Shelter in Place order and also included all the above mentioned information.

Additional outreach was accomplished via mailings to interested parties, which include individuals, the Alameda County Homeless Continuum of Care, community agencies serving low income people. Due to the COVID-19 Shelter in Place order many of the usual public buildings where the public hearing notice is posted were closed. Those included recreation centers, senior centers, libraries and other government buildings. The draft Plan was also posted on the City's website.

Amendment #1 Public Participation processes for the COVID-19 response were as follows:

- A draft of the Substantial Amendment was made available on the City's webpage; and
- Outreach and noticing to interested parties was conducted in accordance with the City's Citizen Participation Plan; and
- A public hearing on the Substantial Amendment was held in front of Berkeley City Council on September 15, 2020. This public hearing was noticed in the *Berkeley Voice* on August 28, 2020.
- A revised public notice of the Substantial Amendment that included the HUD SFPCD email address was posted in the *Berkeley Voice* on October 23, 2020 for an additional 5-day public comment period.

Amendment #2 Public Participation processes for the COVID-19 response were as follows:

- A draft of the Substantial Amendment was made available on the City's webpage; and

- Outreach and noticing to interested parties was conducted in accordance with the City's Citizen Participation Plan; and
- A public hearing on the Substantial Amendment was held in front of Berkeley City Council on February 9, 2021. This public hearing and comment period was noticed in the Berkeley Voice on January 8, 2021.

5. Summary of public comments

Two public hearings were held on November 7, 2019 before the Housing Advisory Commission. One to review the Draft *Regional Analysis of Impediments*, and the second on the PY18 CAPER and hear from the community on community needs. An additional public hearing on the Plan was held on April 28, 2020 before the Berkeley City Council. Additional outreach for the three public hearings was sent via the distribution lists and noticing methods mentioned above.

Three members of the public were present, and one spoke, at the November 7, 2019 public hearing on the Draft Analysis of Impediments. Comments from the public and commissioners included dedicating additional City staff resources to monitor and enforce Berkeley's ordinance regarding source of income discrimination and to administer the City's fair housing efforts, consider supporting countywide or state efforts to develop and implement just cause eviction regulations, vacancy rates for new housing developments, and community input on development plans in Berkeley's R/ECAPs. During the Draft *Regional Analysis of Impediments* public comment period of October 28, 2019 through December 12, 2019 no written comments were received by the City of Berkeley.

Four members of the public were present, and none spoke, at the November 7, 2019 public hearing on community needs. Comments from the commissioners included dedicating additional City staff resources to monitor and enforce Berkeley's ordinance regarding source of income discrimination and to administer the City's fair housing efforts.

During the Housing Advisory Commission meetings on January 9, and February 6, 2020 no members of the public commented on the Plan. Comments from commissioners during these two meetings included the chosen paper of publication for the public hearings, possible Council considerations for ordinances that may impact affordable housing units, protections should be put into place, homeless being expensive and additional non-HUD funded strategies may have more success locally, current affordable housing fees and requirements do not support the demand for affordable housing, ensure outreach to the South West Berkeley community.

No members of the public spoke at the April 28, 2020 public hearing. This hearing was held virtually due to COVID-19. During the Plan's public comment period of March 27, 2020 through May 1, 2020, no written comments were received.

Four members of the public spoke at the September 15, 2020 public hearing on **Substantial Amendment #1 to the 2020 Con. Plan to include CARES Act fund** in front of the City Council. Comments included

support for draft allocation of funds especially for 1) vulnerable populations, specifically homeless and seniors, and 2) hotel and other housing acquisition. City Council had a robust discussion on that focused on support for this and other opportunities to create housing for the homeless (individuals and families) and homeless prevention especially in coordination with Alameda County.

No written comments were received on the Substantial Amendment #1 from either the August or October public noticing.

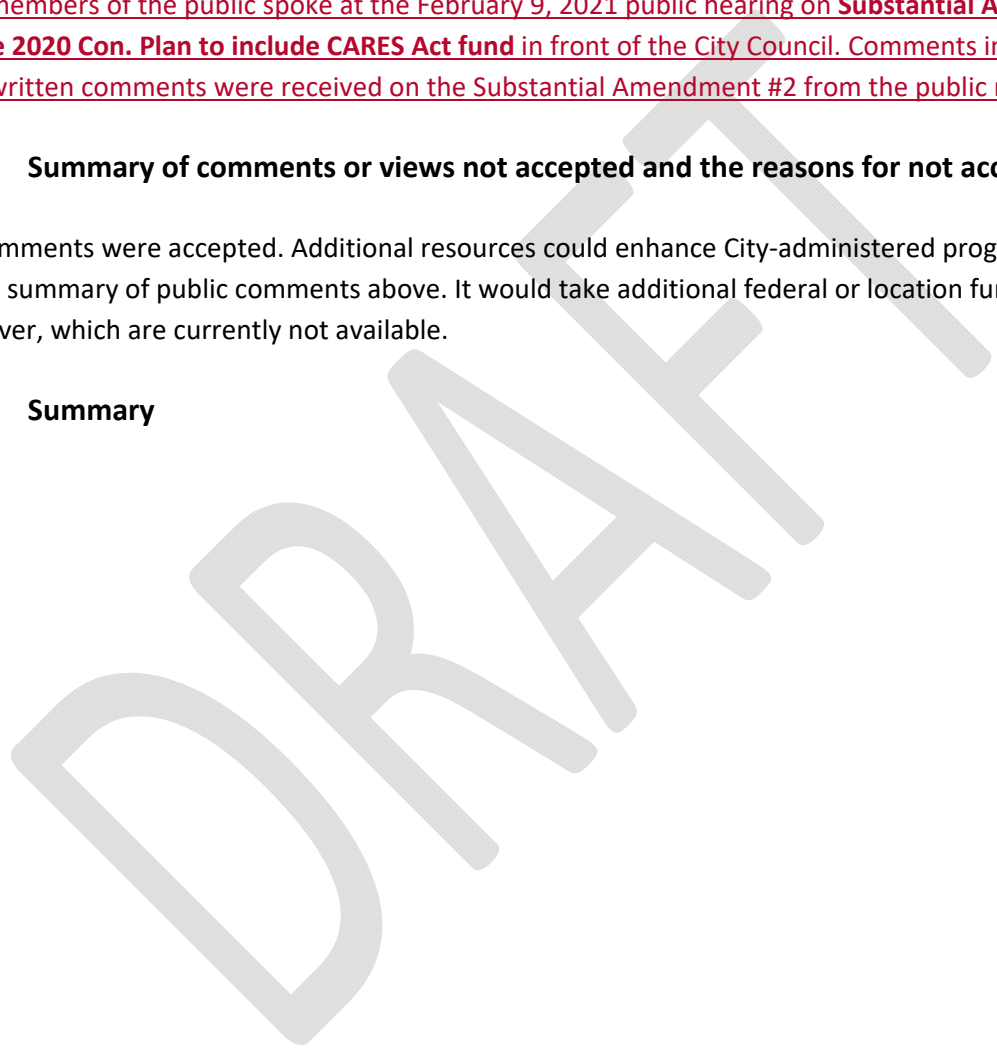
TBD members of the public spoke at the February 9, 2021 public hearing on Substantial Amendment #2 to the 2020 Con. Plan to include CARES Act fund in front of the City Council. Comments included TBD.
TBD written comments were received on the Substantial Amendment #2 from the public noticing.

6. Summary of comments or views not accepted and the reasons for not accepting them

All comments were accepted. Additional resources could enhance City-administered programs as noted in the summary of public comments above. It would take additional federal or location funding, however, which are currently not available.

7. Summary

N/A.



The Process

PR-05 Lead & Responsible Agencies 24 CFR 91.200(b)

1. Describe agency/entity responsible for preparing the Consolidated Plan and those responsible for administration of each grant program and funding source

The following are the agencies/entities responsible for preparing the Consolidated Plan and those responsible for administration of each grant program and funding source.

Agency Role	Name	Department/Agency
CDBG Administrator	BERKELEY	Health, Housing and Community Services Department
HOME Administrator	BERKELEY	Health, Housing and Community Services Department
ESG Administrator	BERKELEY	Health, Housing and Community Services Department

Table 1 – Responsible Agencies

Narrative

The Health, Housing and Community Services (HHCS) Department is the lead agency for overseeing the development of the plan. The Housing and Community Services Division coordinates the City's funding allocation process and monitoring for community based organizations, administration of the Housing Trust Fund, and operation of other housing and community services programs such as the Shelter Plus Care Program, and Senior and Disabled Home Rehabilitation Loan Program. The Department also includes the Environmental Health, Mental Health, Public Health, and Aging Services divisions, all of which provide direct services to the community.

Consolidated Plan Public Contact Information

Kristen Lee, Manager, Housing and Community Services Division
 City of Berkeley Health, Housing and Community Services Department
 2180 Milvia Street, 2nd Floor
 Berkeley, CA 94704
 Phone: (510) 981-5427
 Email: KSLee@cityofberkeley.info

Rhianna Babka, Community Service Specialist III, Housing and Community Services Division
 City of Berkeley Health, Housing and Community Services Department
 2180 Milvia Street, 2nd Floor
 Berkeley, CA 94704
 Phone: (510) 981-5410
 Email: RBabka@cityofberkeley.info

PR-10 Consultation - 91.100, 91.200(b), 91.215(I)

1. Introduction

The consolidated planning process requires jurisdictions to reach out to and consult with other public and private agencies when developing the plan. The Plan includes a summary of the consultation process and information on agencies that participated in the process.

COVID-19 specific consultation included consultation with surrounding jurisdictions, County-wide coordination, and local needs based on on-going stakeholder input during the City's budgeting and COVID response period.

Provide a concise summary of the jurisdiction's activities to enhance coordination between public and assisted housing providers and private and governmental health, mental health and service agencies (91.215(I)).

The City of Berkeley coordinates housing and community services activities provided by the HHCS department through regular senior staff meetings and other specific coordination meetings. City staff also participates in the implementation of EveryOne Home, the countywide plan to end homelessness. EveryOne Home, which is also the name of the agency – a private non-profit entity, coordinates Alameda County's Continuum of Care. City of Berkeley staff will continue to participate in the EveryOne Home's Leadership Board, which includes most public funders of housing and homeless services in the county, as well as leadership from key community based organizations. Leadership Board membership helps to coordinate efforts across the county. Staff also participates in other committees composed of other funders (such as Alameda County Behavioral Health Care Services and the Social Services Agency) as well as many community based organizations. Recent countywide collaboration efforts include the implementation of Alameda County's Coordinated Entry System and Whole Person Care Project, the adoption of countywide homeless program outcomes that align with HUD's System Performance Measures, the 2019 homeless survey and count, and the ongoing implementation of Home Stretch, the centralized process that matches prioritized chronically homeless individuals to permanent supportive housing opportunities.

Describe coordination with the Continuum of Care and efforts to address the needs of homeless persons (particularly chronically homeless individuals and families, families with children, veterans, and unaccompanied youth) and persons at risk of homelessness

The City of Berkeley, in coordination with the City of Oakland, Alameda County Housing and Community Services Department, and EveryOne Home, participates in Alameda Countywide Continuum of Care OC efforts. City of Berkeley staff participate in many COC subcommittees, including the Continuum of Care Committee and Systems Coordination Committee. These Committees meet monthly and are responsible for the ongoing design and implementation of Alameda County's Coordinated Entry System,

including the establishment of regional Housing Resource Centers (HRCs), a standardized assessment tool, the Alameda County Housing Crisis Response System Manual, and the permanent supportive housing (PSH) matching process called HomeStretch. The HRCs utilize the standardized assessment tool to determine which resources to offer unhoused residents including housing navigation services, rapid rehousing financial assistance, shelter and transitional housing, and, for the chronically homeless, permanent supportive housing.

Describe consultation with the Continuum(s) of Care that serves the jurisdiction's area in determining how to allocate ESG funds, develop performance standards and evaluate outcomes, and develop funding, policies and procedures for the administration of HMIS

City staff will continue to participate in the implementation of EveryOne Home, the countywide plan to end homelessness. EveryOne Home, the agency, spearheads Alameda County's Continuum of Care. Staff will continue to participate in the initiative's Leadership Board, which includes most public funders of housing and homeless services in the county, as well as leadership from key community based organizations. Leadership Board membership helps coordinate efforts across the county. Specific activities will include:

- Membership in the Leadership Board, which guides the organization's activities;
- Continued participation in reviewing county-wide outcomes; and
- Involvement in the committee charged with oversight of research, evaluation, and compliance with HUD requirements for the Continuum of Care.

City of Berkeley staff also participate in the HMIS Oversight and Result Based Accounting Committees. These committees established new system performance measures (SPM) based on HUD priorities. These SPMs have been incorporated in City of Berkeley contracts that govern Berkeley funding homeless services.

2. Describe Agencies, groups, organizations and others who participated in the process and describe the jurisdictions consultations with housing, social service agencies and other entities

1	Agency/Group/Organization	City of Berkeley Housing Advisory Commission
	Agency/Group/Organization Type	Other government - Local
	What section of the Plan was addressed by Consultation?	Housing Need Assessment Homelessness Strategy Homeless Needs - Chronically homeless Homeless Needs - Families with children Homelessness Needs - Veterans Homelessness Needs - Unaccompanied youth Non-Homeless Special Needs Market Analysis Anti-poverty Strategy
	How was the Agency/Group/Organization consulted and what are the anticipated outcomes of the consultation or areas for improved coordination?	Draft copies of the plan were presented to the Housing Advisory Commission (HAC) at their January and February 2020 meetings for comments.
3	Agency/Group/Organization	Homeless Commission
	Agency/Group/Organization Type	Other government - Local
	What section of the Plan was addressed by Consultation?	Homelessness Strategy Homeless Needs - Chronically homeless Homeless Needs - Families with children Homelessness Needs - Veterans Homelessness Needs - Unaccompanied youth
	How was the Agency/Group/Organization consulted and what are the anticipated outcomes of the consultation or areas for improved coordination?	The Homeless Commission provides their expertise and recommendations for funding for community agencies including the portion of CDBG public services funding that supports the homeless population.

Table 2 – Agencies, groups, organizations who participated

Identify any Agency Types not consulted and provide rationale for not consulting

No Agency Types were knowingly excluded.

Other local/regional/state/federal planning efforts considered when preparing the Plan

Name of Plan	Lead Organization	How do the goals of your Strategic Plan overlap with the goals of each plan?
EveryOne Home Plan	EveryOne Home (Alameda County's Continuum of Care)	The EveryOne Home Strategic Update Report , the countywide plan to end homelessness, was adopted by the City in 2019. Berkeley's activities to end homelessness, including those supported by federal monies as articulated in this plan, align with the EveryOne Home Plan.
Housing Element 2015-2023	City of Berkeley	The Housing Element addresses housing production and preservation in the City of Berkeley and includes issues related to affordable housing that overlap with this report's goal to increase affordable housing supply and quality.
Health Status Report of 2018	Health, Housing, and Community Services; Public Health Division	The goal of the Health Status Report is to provide a picture of the health status of people living in Berkeley. The report helps define goals and objectives for improving Berkeley's healthy by reducing and eliminating health inequities in Berkeley, which includes assessing and addressing the social determinants of health. The Health Status Report highlights overlapping health and housing needs for low-income individuals that are addressed in the Consolidated Plan.
2020 Vision	Collaboration between various local agencies	Berkeley's 2020 Vision : Equity in Education is a collective impact initiative that strives to eliminate racial disparities in academic achievement in Berkeley's public schools. This citywide partnerships seeks to close Berkeley's educational "opportunity gap" through a shared community commitment to this goal: that <u>all</u> young people in Berkeley grow up with equitable opportunities to achieve high outcomes and realize their full potential. Four core institutional partners oversee Berkeley's 2020 Vision: the City of Berkeley , BUSD , Berkeley City College (BCC) , and the University of California at Berkeley (UC Berkeley) . Public agency, education, nonprofit, and other partners lend content expertise, shape the direction of this initiative, and represent the students and families they serve. This is consistent with goals of reducing inequities and increasing economic opportunities for Berkeley residents. The Consolidated Plan works toward these shared goals by supporting housing and public services for low-income residents.

Name of Plan	Lead Organization	How do the goals of your Strategic Plan overlap with the goals of each plan?
Age-Friendly Berkeley Action Plan	Health, Housing, and Community Services; Aging Division	This report focuses on the aging population in Berkeley and the fact that the vast majority of older adults want to age in their homes and local Berkeley community. The Age-Friendly Berkeley initiative helps prepare Berkeley for its rapidly aging population by gathering input from the community and pulling together public and private leaders, resources, ideas, and strategies to address the issues raised. Age-Friendly Berkeley is a collective effort whose goal is to ensure that all Berkeley residents are connected, healthy, and engaged in their environments. The Consolidated Plan speaks directly to affordable housing goals that support low-income persons, specifically including seniors and persons with disabilities.

Table 3 – Other local / regional / federal planning efforts

Describe cooperation and coordination with other public entities, including the State and any adjacent units of general local government, in the implementation of the Consolidated Plan (91.215(l))

EveryOne Home, described above under the Continuum of Care question, is an important venue for coordination with other units of local government in Alameda County on the issue of homelessness. Most affordable housing developments in Berkeley receive other public funding, most typically Low Income Housing Tax Credits, but also other County and State programs, such as No Place Like Home funding for affordable housing for mentally disabled residents. The Housing & Community Services Division works with both the City’s Mental Health Division and the Alameda County Health Care Services Agency to take advantage of No Place Like Home funding to support the creation of additional permanently affordable units for unhoused residents on the Home Stretch list.

Narrative (optional):

N/A.

PR-15 Citizen Participation

1. Summary of citizen participation process/Efforts made to broaden citizen participation Summarize citizen participation process and how it impacted goal-setting

This plan was developed with citizen participation consistent with the City's adopted [Citizen Participation Plan](https://www.cityofberkeley.info/uploadedFiles/Housing/Level_3_-_General/CitizenParticipationPlan_5_12_2012_FINAL.pdf) (available at: [https://www.cityofberkeley.info/uploadedFiles/Housing/Level_3 - General/CitizenParticipationPlan_5_12_2012_FINAL.pdf](https://www.cityofberkeley.info/uploadedFiles/Housing/Level_3_-_General/CitizenParticipationPlan_5_12_2012_FINAL.pdf)).

Two public hearings were held on November 7, 2019 before the Housing Advisory Commission to receive input from Berkeley residents on 1) the Draft *Regional Analysis of Impediments* to Fair Housing Choice, and 2) Berkeley's housing and community development needs.

The public hearing on the *Regional Analysis of Impediments* to Fair Housing Choice began with a presentation summarizing the draft report. Three members of the public were present, and one spoke, at the November 7, 2019 public hearing on the Draft Analysis of Impediments. Comments from the public and commissioners included dedicating additional City staff resources to monitor and enforce Berkeley's ordinance regarding source of income discrimination and to administer the City's fair housing efforts, consider supporting countywide or state efforts to develop and implement just cause eviction regulations, vacancy rates for new housing developments, and community input on development plans in Berkeley's R/ECAPs. During the Draft *Regional Analysis of Impediments* public comment period of October 28, 2019 through December 12, 2019 no written comments were received by the City of Berkeley.

The community needs hearing began with a presentation summarizing the use of federal funds in PY18. Four members of the public were present, and none spoke, at the November 7, 2019 public hearing on community needs. There were no comments from the public but a commission comment addressed additional in-house City-supported enforcement of both Fair Housing and source of income discrimination.

The draft Consolidated Plan was shared with the Housing Advisory Commission on January 9, and February 6, 2020. Comments during these two meetings included the chosen paper of publication for the public hearings, possible Council considerations for ordinances that may impact affordable housing units, protections should be put into place, homeless being expensive and additional non-HUD funded strategies may have more success locally, current affordable housing fees and requirements do not support the demand for affordable housing, ensure outreach to the South West Berkeley community.

A public comment period was opened on March 27, 2020 and concluded on May 1st, 2020 after the public hearing at the April 28, 2020 Berkeley City Council meeting. An announcement regarding the public hearing and public comment period were published in the Berkeley Voice on March

27, 2020. The announcement stated where to locate the publically available Plan, the dates of the public comment period, and a summary of key elements of the Plan. The announcement also included information in Spanish and Chinese languages regarding how to obtain information about the Plan. The announcement was republished on April 24, 2020 to notify the public how to participate virtually in the public hearing during the COVID-19 Shelter in Place order and also included all the above mentioned information.

Additional outreach for the draft Plan comment period and public hearing was accomplished via mailings to interested parties on the Health, Housing and Community Services Department outreach lists, which include interested individuals, a mailing to Berkeley Housing Authority consumers, community agencies serving low-income people. Due to the COVID-19 Shelter in Place order many of the usual public buildings where the public hearing notice is posted were closed. Those included recreation centers, senior centers, libraries and other government buildings. The draft Plan was also posted on the City's website. The final plan, once adopted and accepted by HUD, will be posted on the City's website.

No members of the public spoke at the April 28, 2020 public hearing. This hearing was held virtually due to COVID-19. During the Plan's public comment period of March 27, 2020 through May 1, 2020, no written comments were received.

Substantial Amendment #1 Public Participation processes for the COVID-19 response were as follows:

- A draft of the Substantial Amendment was made available on the City's webpage; and
- Outreach and noticing to interested parties was conducted in accordance with the City's Citizen Participation Plan; and
- A public hearing on the Substantial Amendment was held in front of Berkeley City Council on September 15, 2020. This public hearing was noticed in the *Berkeley Voice* on August 28, 2020.
- Four members of the public spoke at the September 15, 2020 public hearing on **Substantial Amendment #1 to the 2020 Con. Plan to include CARES Act fund** in front of the City Council. Comments included support for draft allocation of funds especially for 1) vulnerable populations, specifically homeless and seniors, and 2) hotel and other housing acquisition. City Council had a robust discussion on that focused on support for this and other opportunities to create housing for the homeless (individuals and families) and homeless prevention especially in coordination with Alameda County.
- No written comments were received on the Substantial Amendment #1 from either the August or October public noticing.

Substantial Amendment #2 Public Participation processes for the COVID-19 response were as follows:

- A draft of the Substantial Amendment was made available on the City’s webpage; and
- Outreach and noticing to interested parties was conducted in accordance with the City’s Citizen Participation Plan; and
- A public hearing on the Substantial Amendment was held in front of Berkeley City Council on February 9, 2021. This public hearing was noticed in the *Berkeley Voice* on January 8, 2021.
- TBD members of the public spoke at the February 9, 2021 public hearing on **Substantial Amendment #2 to the 2020 Con. Plan to include CARES Act fund** in front of the City Council. Comments included TBD.
- TBD written comments were received on the Substantial Amendment #2 from the public noticing.

Citizen Participation Outreach

Sort Order	Mode of Outreach	Target of Outreach	Summary of response/attendance	Summary of comments received	Summary of comments not accepted and reasons	URL (If applicable)
1	Public Hearing	Non-targeted/broad community	One member of the public spoke at the November 7, 2019 public hearing on community needs in front of the Housing Advisory Commission.	City-supported enforcement of source of income is needed.	All comments were accepted. Additional resources could enhance City-administered programs as noted in the summary of public comments above. It would take additional federal or location funding, however, which are currently not available.	https://www.cityofberkeley.info/Housing_Advisory_Commission/

Sort Order	Mode of Outreach	Target of Outreach	Summary of response/attendance	Summary of comments received	Summary of comments not accepted and reasons	URL (If applicable)
2	Public Hearing	Non-targeted/broad community	No members of the public spoke at the November 7, 2019 public hearing on the Draft Regional Analysis of Impediments in front of the Housing Advisory Commission.	Comments and discussion from the commissioners focused on additional enforcement needs for Fair Housing and source of income discrimination, concerns about vacancy rate of new developments in Berkeley, and alignment with development plans and community input within the R/ECAP areas.	All comments were accepted. Additional resources could enhance City-administered programs as noted in the summary of public comments above. It would take additional federal or location funding, however, which are currently not available.	https://www.cityofberkeley.info/Housing_Advisory_Commission/

Sort Order	Mode of Outreach	Target of Outreach	Summary of response/attendance	Summary of comments received	Summary of comments not accepted and reasons	URL (If applicable)
3	Public Meeting	Non-targeted/broad community	No members of the public spoke on the paper of publication. Consolidated Plan at the January 9, 2020 in front of the Housing Advisory Commission.	One question was raised regarding the paper of publication.	Berkeley Voice, the paper of publication for notices is the newspaper of general circulation for the jurisdiction.	https://www.cityofberkeley.info/Housing_Advisory_Commission/

DRAFT

Sort Order	Mode of Outreach	Target of Outreach	Summary of response/attendance	Summary of comments received	Summary of comments not accepted and reasons	URL (If applicable)
4	Public Meeting	Non-targeted/broad community	No members of the public spoke on the Consolidated Plan at the February 6, 2020 in front of the Housing Advisory Commission.	Discussion from the commissioners included possible Council considerations for ordinances that may impact affordable housing units, protections should be put into place, homeless is expensive and other non-HUD funded strategies may have more success locally, current affordable housing fees and requirements do not support the demand for affordable housing, ensure outreach to the South West Berkeley community.	All comments were accepted.	https://www.cityofberkeley.info/Housing_Advisory_Commission/

Sort Order	Mode of Outreach	Target of Outreach	Summary of response/attendance	Summary of comments received	Summary of comments not accepted and reasons	URL (If applicable)
5	Public Hearing <u>(Virtual)</u>	Non-targeted/broad community	No members of the public spoke at the April 28, 2020 virtual public hearing in front of the Berkeley City Council.	No comments on the content were received from the public or Council.	N/A	https://www.cityofberkeley.info/Clerk/City_Council/City_Council_Agenda_Index.aspx

DRAFT

6	Public Hearing (Virtual)	Non-targeted/broad community	The September 15, 2020 virtual public hearing had over 100 persons in attendance and four members of the public commented in front of Berkeley City Council.	No written comments received. Comments included support for draft allocation of funds especially for 1) vulnerable populations, specifically homeless and seniors, and 2) hotel and other housing acquisition. City Council had a robust discussion on that focused on support for this and other opportunities to create housing for the homeless (individuals and families) and homeless prevention especially in coordination with Alameda County.	N/A	https://www.cityofberkeley.info/Clerk/City Council/City Council Agenda Index.aspx
---	---------------------------------	------------------------------	--	---	-----	---

Sort Order	Mode of Outreach	Target of Outreach	Summary of response/attendance	Summary of comments received	Summary of comments not accepted and reasons	URL (If applicable)
7.	Public Hearing (Virtual)	Non-targeted/broad community	The February 9, 2021 virtual public hearing had TBD persons in attendance and TBD members of the public commented in front of Berkeley City Council.	TBD written comments received. Comments included TBD	TBD	https://www.cityofberkeley.info/Clerk/City_Council/City_Council_Agenda_Index.aspx

Table 4 – Citizen Participation Outreach

Needs Assessment

NA-05 Overview

Needs Assessment Overview

The Needs Assessment of the Consolidated Plan, in conjunction with information gathered through consultations and the citizen participation process, provides a clear picture of the jurisdiction's needs related to affordable housing, special needs housing, community development, and homelessness. The Needs Assessment includes the following sections:

- Housing Needs Assessment
- Disproportionately Greater Need
- Public Housing
- Homeless Needs Assessment
- Non-Homeless Special Needs Assessment
- Non-Housing Community Development Needs

The Needs Assessment identifies those needs with the highest priorities which form the basis for the Strategic Plan section and the programs and projects to be administered throughout the Plan period. Most of the data tables in this section are populated with default data from the Comprehensive Housing Affordability Strategy (CHAS) developed by the Census Bureau for HUD based on 2011-2015 American Community Survey (ACS) Census. Other sources are noted throughout the Plan.

The City of Berkeley has and will continue to incur substantial costs and loss of revenue due to COVID-19. Additionally, the federal government recognizes that local governments are in need of economic relief and have, therefore, enacted the CARES Act to support much needed relief efforts. The City of Berkeley has received a CARES Act allocation from HUD in the amounts of ~~\$1,610,805~~ 2,501,926 in CDBG-CV1&3 and \$6,648,603 in ESG-CV1&2 to help prevent, prepare for, and respond to the impacts of the coronavirus.

NA-10 Housing Needs Assessment - 24 CFR 91.205 (a,b,c)

Summary of Housing Needs

As defined by HUD, housing problems include:

- Units lacking a complete kitchen or plumbing facilities;
- Housing cost burden of more than 30 percent of the household income (for renters, housing costs include rent paid by the tenant plus utilities and for owners, housing costs include mortgage payments, taxes, insurance, and utilities);
- Severe housing cost burden of more than 50 percent of gross income; and
- Overcrowding which is defined as more than one person per room, not including bathrooms, porches, foyers, halls, or half-rooms.

The following income categories are used throughout the Plan:

- Extremely low: households with income less than 30 percent of area median income (AMI)
- Very low: households with income between 30 and 50 percent of AMI
- Low: households with income between 51 and 80 percent of AMI
- Moderate: households with income between 81 and 120 percent of AMI
- Above moderate: households with income above 120 percent of AMI

Based on the data presented in tables below from CHAS, there are 117,385 people residing in the City of Berkeley comprising 45,915 households. Of these households, 20,175 households (or 43.9 percent) are considered “low income” per HUD definitions (under 80 percent of Area Median Income). According to the 2013-2017 American Community Survey (ACS) 5-year Estimates, which counts 45,515 households and a population of 120,179, 42.9 percent of occupied housing units are owner-occupied and 57.1 percent are renter-occupied. The CHAS data below shows that approximately 13,984 renter-households and 3,520 owner-households have some type of housing problem. That is equivalent to 38.1 percent of the households in the City of Berkeley. The vast majority of households in Berkeley with a housing problem have a housing affordability problem. According to the ACS, of the occupied units paying rent, 56.1 percent are paying 30 percent or more of their income in gross rent. Overcrowding and substandard units are far less common, according to Census data.

Demographics	Base Year: 2009	Most Recent Year: 2015	% Change
Population	112,580	117,385	4%
Households	40,079	45,915	15%
Median Income	\$59,097.00	\$66,237.00	12%

Table 5 - Housing Needs Assessment Demographics

Data Source: 2005-2009 ACS (Base Year), 2011-2015 ACS (Most Recent Year)

Number of Households Table – HUD Area Median Family Income (HAMFI)

	0-30% HAMFI	>30-50% HAMFI	>50-80% HAMFI	>80-100% HAMFI	>100% HAMFI
Total Households	10,865	4,575	4,735	4,015	21,730
Small Family Households*	1,490	980	1,165	980	9,500
Large Family Households**	95	140	65	145	720
Household contains at least one person 62-74 years of age	1,790	905	785	550	5,605
Household contains at least one person age 75 or older	1,134	565	520	400	2,025
Households with one or more children 6 years old or younger	430	205	184	329	2,440

Table 6 - Total Households Table

Data Source: 2011-2015 CHAS
 *4 persons or less
 **5 persons or more
 Source: "Chas Table Summary" Page 2
<https://www.huduser.gov/portal/datasets/cp/CHAS/2007Data/CHAS%20table%20summary.doc>

Housing Needs Summary Tables

1. Housing Problems (Households with one of the listed needs)

	Renter					Owner				
	0-30% AMI	>30- 50% AMI	>50- 80% AMI	>80- 100% AMI	Total	0-30% AMI	>30- 50% AMI	>50- 80% AMI	>80- 100% AMI	Total
NUMBER OF HOUSEHOLDS										
Substandard Housing - Lacking complete plumbing or kitchen facilities	185	75	75	15	350	20	0	0	0	20
Severely Overcrowded - With >1.51 people per room (and complete kitchen and plumbing)	245	55	45	35	380	0	0	10	0	10
Overcrowded - With 1.01-1.5 people per room (and none of the above problems)	275	120	55	10	460	0	10	15	20	45
Housing cost burden greater than 50% of income (and none of the above problems)	5,785	1,320	480	60	7,645	860	615	455	340	2,270

	Renter					Owner				
	0-30% AMI	>30-50% AMI	>50-80% AMI	>80-100% AMI	Total	0-30% AMI	>30-50% AMI	>50-80% AMI	>80-100% AMI	Total
Housing cost burden greater than 30% of income (and none of the above problems)	865	1,135	1,400	680	4,080	175	210	325	350	1,060
Zero/negative Income (and none of the above problems)	1,050	0	0	0	1,050	115	0	0	0	115

Table 7 – Housing Problems Table

Data Source: 2011-2015 CHAS

2. Housing Problems 2 (Households with one or more Severe Housing Problems: Lacks kitchen or complete plumbing, severe overcrowding, severe cost burden)

	Renter					Owner				
	0-30% AMI	>30-50% AMI	>50-80% AMI	>80-100% AMI	Total	0-30% AMI	>30-50% AMI	>50-80% AMI	>80-100% AMI	Total
NUMBER OF HOUSEHOLDS										
Having 1 or more of four housing problems	6,485	1,570	655	120	8,830	875	625	475	360	2,335
Having none of four housing problems	2,045	1,830	2,535	2,435	8,845	290	545	1,070	1,100	3,005
Household has negative income, but none of the other housing problems	1,050	0	0	0	1,050	115	0	0	0	115

Table 8 – Housing Problems 2

Data Source: 2011-2015 CHAS

3. Cost Burden > 30%

	Renter				Owner			
	0-30% AMI	>30-50% AMI	>50-80% AMI	Total	0-30% AMI	>30-50% AMI	>50-80% AMI	Total
NUMBER OF HOUSEHOLDS								
Small Related	1,040	630	365	2,035	190	195	300	685
Large Related	75	105	10	190	0	10	15	25
Elderly	1,375	269	165	1,809	610	485	350	1,445
Other	4,705	1,625	1,435	7,765	235	130	120	485
Total need by income	7,195	2,629	1,975	11,799	1,035	820	785	2,640

Table 9 – Cost Burden > 30%

Data Source: 2011-2015 CHAS

4. Cost Burden > 50%

	Renter				Owner			
	0-30% AMI	>30-50% AMI	>50-80% AMI	Total	0-30% AMI	>30-50% AMI	>50-80% AMI	Total
NUMBER OF HOUSEHOLDS								
Small Related	860	300	60	1,220	180	165	190	535
Large Related	50	30	10	90	0	10	0	10
Elderly	950	95	45	1,090	465	320	190	975
Other	4,350	950	375	5,675	215	120	75	410
Total need by income	6,210	1,375	490	8,075	860	615	455	1,930

Table 10 – Cost Burden > 50%

Data Source: 2011-2015 CHAS

5. Crowding (More than one person per room)

	Renter					Owner				
	0-30% AMI	>30-50% AMI	>50-80% AMI	>80-100% AMI	Total	0-30% AMI	>30-50% AMI	>50-80% AMI	>80-100% AMI	Total
NUMBER OF HOUSEHOLDS										
Single family households	175	125	60	45	405	0	10	20	20	50
Multiple, unrelated family households	0	0	0	0	0	0	0	4	0	4

	Renter					Owner				
	0-30% AMI	>30-50% AMI	>50-80% AMI	>80-100% AMI	Total	0-30% AMI	>30-50% AMI	>50-80% AMI	>80-100% AMI	Total
Other, non-family households	380	50	50	0	480	0	0	0	0	0
Total need by income	555	175	110	45	885	0	10	24	20	54

Table 11 – Crowding Information – 1/2

Data Source: 2011-2015 CHAS

	Renter				Owner			
	0-30% AMI	>30-50% AMI	>50-80% AMI	Total	0-30% AMI	>30-50% AMI	>50-80% AMI	Total
Households with Children Present	Not Available	Not Available	Not Available	Not Available	Not Available	Not Available	Not Available	Not Available

Table 12 – Crowding Information – 2/2

Data Source Comments: No data available.

Describe the number and type of single person households in need of housing assistance.

The 2013-2017 ACS showed that of 45,515 households, 34.2 percent (or 15,571 households) are single-person households. Among all households over 65 years old, 45.6 percent are living alone. Among all renters, householders living alone make up 41.7 percent, with single householders 65 years and older making up nearly nine percent (8.8%) of renters. Within owner occupied housing units, 24.2 percent are single person households with single householders 65 years and older making up 13.5 percent of owner occupied housing units.

Compared to the average household (in Berkeley it is 2.5 people), a single-person household will likely pay a larger portion of their income on housing. This is not surprising given the high cost of housing in Berkeley and in the Bay Area generally. According to the January 2019 *Homeless Count and Survey* conducted by Applied Survey Research on behalf of the City, as a part of Alameda County's EveryOne Home effort (http://everyonehome.org/wp-content/uploads/2019/09/2019HIRDReport_Berkeley_2019-Final.pdf), there were 1,057 individuals who were single households and experiencing homelessness out of the total count of 1,108 individuals.

Estimate the number and type of families in need of housing assistance who are disabled or victims of domestic violence, dating violence, sexual assault and stalking.

The Berkeley Housing Authority (BHA) currently has 1,495 Housing Choice Vouchers with a HAP contract and according to the BHA, 60 percent of the vouchers are utilized by families with disabilities (see NA-35

below). When the waiting list for the Housing Choice Voucher program was opened in 2010, approximately 37,000 people applied. Twenty percent of applicants, or 7,400 people, indicated on their application that they had a disability. The percentage of current voucher holders with disabilities and the number of applicants with disabilities underscore the large demand of affordable housing for families with disabilities. Annually, approximately 2-4 victims of domestic violence, dating violence, sexual assault or stalking victims are assisted by BHA staff, by implementation of the VAWA Plan.

According to the previously referenced Berkeley *Homeless Count and Survey*, a history of domestic violence and partner abuse can be the primary cause of homelessness. Victims of domestic violence have a great risk of becoming homeless and experiencing poverty. According to the Family and Youth Services Bureau (<https://www.acf.hhs.gov/fysb/resource/dv-homelessness-stats-2016>), this is likely tied to a high need for services, including housing and financial support, and the lack of commensurate housing and financial resources available. The lack of affordable housing in the City likely makes it difficult for victims of domestic violence to leave their violent homes, so it is plausible that they are more likely to move to an overcrowded unit or into a homeless shelter than those not experiencing domestic violence. Five percent of the 2019 *Homeless Count and Survey* respondents in Berkeley reported currently experiencing domestic violence or abuse, compared to six percent of respondents in Alameda County. Twenty-five percent of the 2019 *Homeless Count and Survey* respondents in Berkeley reported a history of experiencing physical, emotional or sexual abuse by a relative or by a person with whom they have lived. The City has seen an increase in domestic violence-related calls for assistance to the Berkeley Police Department. From 2009-2016, there was an average of 169 domestic violence-related calls per year while the most recent data (2017-2018) shows an average of 224 domestic violence-related calls per year (State of California Department of Justice, <http://oag.ca.gov/crime/cjsc/stats/domestic-violence>). The recent increase likely means more families will require housing assistance in order to safely relocate.

What are the most common housing problems?

The most common housing problems are cost burdens for both renters and homeowners. According to the data above, a housing cost burden of greater than 50 percent of income affects 5,785 of renter households in the lowest income range (0-30 percent AMI). In total, housing cost burden greater than 50 percent of income affects 10,005 households (8,075 rental and 1,930 homeowner).

Are any populations/household types more affected than others by these problems?

Renters, in most income categories, are more affected by housing cost burdens than homeowners and thus, have the greatest needs. The 2013-2017 ACS data shows that 56.8 percent of renters are paying 30 percent or more of household income on housing compared to 35.1 percent of homeowners. The largest renter group experiencing housing cost burdens are unrelated and non-elderly households while the owner group most burdened by housing costs are elderly households.

Describe the characteristics and needs of Low-income individuals and families with children (especially extremely low-income) who are currently housed but are at imminent risk of either residing in shelters or becoming unsheltered 91.205(c)/91.305(c)). Also discuss the needs of formerly homeless families and individuals who are receiving rapid re-housing assistance and are nearing the termination of that assistance

According to the CHAS data, there are 430 households with one or more children 6 years or younger in the extremely low income category, 205 households in the very low income category, and 184 households in the low income category. These numbers represent declines in those populations from the last Consolidated Plan, with 83 fewer in the extremely low income category, 119 fewer in the very low income category, and 196 fewer in the low income category. These households, while in decline, are at higher risks of homelessness, especially the extremely low income group, due to their limited income and the City's high housing cost burden. Low income families with children need affordable homes that are large enough to accommodate them. The City funds a variety of social services for low income families, such as health care, child care, and programs serving children and youth. In addition, in 2014, the City adopted its own Minimum Wage Ordinance. Starting in July of 2019 the Berkeley minimum wage was raised to \$15.59 and will continue to increase annually with the Consumer Price Index (CPI) for the San Francisco-Oakland-San Jose metropolitan statistical area. Raising the minimum wage helps low income individuals and families. The National Low Income Housing Coalition publishes an annual report, called *Out of Reach* (<https://reports.nlihc.org/oor/zip?code=94704&=Go>), to show how much a household must earn to afford a decent rental home at HUD-estimated Fair Market Rent (FMR) while spending no more than 30 percent of their income on housing costs. Unfortunately, according to the 2019 *Out of Reach* report and available data, a person would need to make over \$30.00 per hour even to be able to afford a one bedroom unit anywhere in Berkeley.

The City of Berkeley targets City homeless financial resources to households who will be most successful with the intervention offered, whether it be one-time flex funds or longer term rapid rehousing. The City provides rapid rehousing financial assistance to households that are literally homeless who can sustain their rent overtime, and who are expected to "graduate" from the rental assistance within the 24 month period ESG requirement.

Between PY14 – PY18 (July 1, 2015 through June 30, 2019), the City of Berkeley's Priority Home Partnership (PHP) Rapid Re-Housing Program served 106 people in 80 households. Fifteen percent of the rapid re-housing households were families with varying forms of employment or other incomes. Fifty-five percent of the people housed through PHP were chronically homeless individuals or families who eventually received a permanent supportive housing or Section 8 voucher to remain housed. Twenty-six percent of the people maintained their housing by assuming the full rent. The remaining households left the program to temporary destinations.

To help alleviate the lack of permanent housing subsidy, Berkeley has experimented with prioritizing rapid rehousing for its highest-needs individuals as determined through the City's Coordinated Entry System. However, the City has found that rapid rehousing can be used as a bridge to permanent housing

subsidies, but, used alone, cannot prevent some of the highest needs people from returning to homelessness. Overreliance on rapid rehousing with high needs individuals in a tight housing market is a strategy that is tenuous in the long-run.

If a jurisdiction provides estimates of the at-risk population(s), it should also include a description of the operational definition of the at-risk group and the methodology used to generate the estimates:

N/A

Specify particular housing characteristics that have been linked with instability and an increased risk of homelessness

In the City of Berkeley, the high cost burden is a housing characteristic strongly linked with instability and an increased risk of homelessness. According to the 2019 *Out of Reach* report, the hourly wage needed to afford a two-bedroom at FMR (\$2,790) in downtown Berkeley is \$53.65. According to the report, the same downtown zip code (94704) also has a poverty rate of 51.4 percent with a median household income of \$26,758 and an unemployment rate of just over nine percent (9.1%). The urbanized downtown area of Berkeley sits in stark contrast with the more suburban neighboring zip code (94705), which has an unemployment rate of just over five percent (5.3%), a 10.1 percent poverty rate, an \$116,250 median household income and where the hourly wage needed to afford a two-bedroom at FMR (\$2,370) is \$45.58. Proximity to social services and regional job centers via public transit makes Berkeley's urban downtown appealing, but its higher housing prices make it difficult for low income, transit dependent residents (without cars) to retain housing.

While the lower income households within the downtown core of Berkeley is of particular note, the numbers also reflect the impact of the University of California at Berkeley's (UC Berkeley) student population many of whom have little or no income. Students compete with nonstudent residents for housing, creating elevated pricing conditions for existing low income households, especially in those geographic areas surrounding the UC Berkeley campus.

Discussion

Housing affordability persists as a critical housing issue in Berkeley as well as the whole San Francisco Bay Area. Low-income renters and homeless persons are exceptionally impacted by limited affordable housing in Berkeley. The City continues to fund a variety of programs to support homeless persons and low income renters and homeowners with federal and local funds. The housing shortage and rapid rent increases in Berkeley are exacerbated by the growing student population associated with the University of California's Berkeley campus. As reported by the news publication, [Berkeleyside](https://www.berkeleyside.com/2019/06/17/city-sues-uc-berkeley-for-not-studying-impacts-of-34-student-enrollment-increase) on June 17, 2019 (<https://www.berkeleyside.com/2019/06/17/city-sues-uc-berkeley-for-not-studying-impacts-of-34-student-enrollment-increase>), the City filed a lawsuit against UC Berkeley on June 14, 2019, contending that the university did not analyze the impacts of a more than 30 percent enrollment increase on City

services. The City contends that UC Berkeley should complete an environmental review of their projected student increase (from 33,450 to 44,735 students by 2022-2023). At the time of this document's drafting, supplemental funds had not been allocated to directly address the impact on the city of the estimated 11,000 student increase. Low income students experiencing homelessness remain a concern.

DRAFT

NA-15 Disproportionately Greater Need: Housing Problems – 91.205 (b)(2)

Assess the need of any racial or ethnic group that has disproportionately greater need in comparison to the needs of that category of need as a whole.

Introduction

A disproportionately greater need exists when the members of racial or ethnic group at a given income level experience housing problems at a greater rate (10 percentage points or more) than the income level of the jurisdiction as a whole. The four housing problems are: 1) the lack of complete kitchen facilities, 2) the lack of complete plumbing facilities, 3) more than one person per room, and 4) a cost burden greater than 30 percent.

0%-30% of Area Median Income

Housing Problems*	Has one or more of four housing problems	Has none of the four housing problems	Household has no/negative income, but none of the other housing problems
Jurisdiction as a whole	8,400	1,295	1,165
White	3,945	600	345
Black / African American	1,325	370	85
Asian	1,855	245	574
American Indian, Alaska Native	95	0	0
Pacific Islander	55	0	0
Hispanic	750	40	100

Table 13 - Disproportionally Greater Need 0 - 30% AMI

Data Source:

2011-2015 CHAS

*The four housing problems are:

1. Lacks complete kitchen facilities, 2. Lacks complete plumbing facilities, 3. More than one person per room, 4. Cost burden greater than 30 percent

30%-50% of Area Median Income

Housing Problems*	Has one or more of four housing problems	Has none of the four housing problems	Household has no/negative income, but none of the other housing problems
Jurisdiction as a whole	3,540	1,035	0
White	2,015	525	0
Black / African American	390	235	0
Asian	585	170	0
American Indian, Alaska Native	15	0	0
Pacific Islander	0	0	0
Hispanic	430	64	0

Table 14 - Disproportionally Greater Need 30 - 50% AMI

Data Source:

2011-2015 CHAS

*The four housing problems are:

1. Lacks complete kitchen facilities, 2. Lacks complete plumbing facilities, 3. More than one person per room, 4. Cost burden greater than 30 percent

50%-80% of Area Median Income

Housing Problems*	Has one or more of four housing problems	Has none of the four housing problems	Household has no/negative income, but none of the other housing problems
Jurisdiction as a whole	2,855	1,880	0
White	1,695	1,140	0
Black / African American	275	175	0
Asian	425	245	0
American Indian, Alaska Native	20	4	0
Pacific Islander	40	10	0
Hispanic	260	195	0

Table 15 - Disproportionally Greater Need 50 - 80% AMI

Data Source:

2011-2015 CHAS

*The four housing problems are:

1. Lacks complete kitchen facilities, 2. Lacks complete plumbing facilities, 3. More than one person per room, 4. Cost burden greater than 30 percent

80%-100% of Area Median Income

Housing Problems*	Has one or more of four housing problems	Has none of the four housing problems	Household has no/negative income, but none of the other housing problems
Jurisdiction as a whole	1,510	2,505	0
White	890	1,310	0
Black / African American	100	305	0
Asian	300	490	0
American Indian, Alaska Native	4	0	0
Pacific Islander	0	0	0
Hispanic	180	250	0

Table 16 - Disproportionally Greater Need 80 - 100% AMI

Data Source:

2011-2015 CHAS

*The four housing problems are:

1. Lacks complete kitchen facilities, 2. Lacks complete plumbing facilities, 3. More than one person per room, 4. Cost burden greater than 30 percent

Discussion

Generally speaking, those in lower income categories in Berkeley have higher rates of housing problems. For example, 77.3 percent of people in the 0-30 percent of Area Median Income have one of the four housing problems, as do to 77.3 percent of the 30-50 percent of Area Median Income category, while 60.2 percent of the 50-80 percent of Area Median Income category, and 37.6 percent of the 80-100 percent of Area Median Income category have one of the four housing problems (in the 0-30 percent, there are an additional 1,165 households which have no or negative income as their sole housing problem). As income drops, chances of having housing problems increase.

The following groups have disproportionately greater needs (10 percent higher than the percentage experiencing one of four housing problems of the jurisdiction's income level as a whole), as demonstrated by the modified tables below (originally tables 13-16, now labeled as "Edited" and located in this discussion section) that include expanded data to reflect the percent experiencing one of four housing problems:

- American Indians/Alaska Natives in the 0-30 percent of Area Median Income category are at 100 percent of 95 households experiencing one or more of four housing problems. In the 30-50 percent of Area Median Income category, 100 percent of the 15 households have one or more of four housing problems. In the 50-80 percent of Area Median Income category, 83.3 percent of the 24 households have one or more of four housing problems. In the 80-100 percent of Area Median Income category, 100 percent of the 4 households have one or more of four housing problems.

- Pacific Islanders in the 0-30 percent of Area Median Income category, have 100 percent of 55 households with one or more of four housing problems. In the 50-80 percent of Area Median Income category, 80 percent of the 50 households have one or more of four housing problems.
- Hispanics in the 30-50 percent of Area Median Income category experience one or more of four housing problems, at 87 percent.

According to the 2020 Alameda County *Regional Analysis of Impediments to Fair Housing Choice* (<https://www.cityofberkeley.info/ContentDisplay.aspx?id=36278>), across the county, minority households, especially black and Hispanic households, have the highest rate of disproportionate housing needs.

0%-30% of Area Median Income (Edited - including percent with one or more of four housing problems)

Housing Problems*	Has one or more of four housing problems	Has none of the four housing problems	Household has no/negative income, but none of the other housing problems	TOTAL	Percent with one or more of four housing problems
Jurisdiction as a whole	8,400	1,295	1,165	10,860	77.3
White	3,945	600	345	4,890	80.6
Black / African American	1,325	370	85	1,780	74.4
Asian	1,855	245	574	2,674	69.3
American Indian, Alaska Native	95	0	0	95	100
Pacific Islander	55	0	0	55	100
Hispanic	750	40	100	890	84.2

Edited Table 17 - Disproportionally Greater Need 0 - 30% AMI

Data Source: 2011-2015 CHAS

*The four housing problems are:

1. Lacks complete kitchen facilities,
2. Lacks complete plumbing facilities,
3. More than one person per room,
4. Cost burden greater than 30 percent

30%-50% of Area Median Income (Edited - including percent with one or more of four housing problems)

Housing Problems*	Has one or more of four housing problems	Has none of the four housing problems	Household has no/negative income, but none of the other housing problems	TOTAL	Percent with one or more of four housing problems
Jurisdiction as a whole	3,540	1,035	0	4,575	77.3
White	2,015	525	0	2,540	79.3
Black / African American	390	235	0	625	62.4
Asian	585	170	0	755	77.4
American Indian, Alaska Native	15	0	0	15	100
Pacific Islander	0	0	0	0	0
Hispanic	430	64	0	494	87

Edited Table 18 - Disproportionally Greater Need 30 - 50% AMI

Data Source: 2011-2015 CHAS

*The four housing problems are:

1. Lacks complete kitchen facilities, 2. Lacks complete plumbing facilities, 3. More than one person per room, 4. Cost burden greater than 30 percent

50%-80% of Area Median Income (Edited - including percent with one or more of four housing problems)

Housing Problems*	Has one or more of four housing problems	Has none of the four housing problems	Household has no/negative income, but none of the other housing problems	TOTAL	Percent with one or more of four housing problems
Jurisdiction as a whole	2,855	1,880	0	4,735	60.2
White	1,695	1,140	0	2,835	59.7
Black / African American	275	175	0	450	61.1
Asian	425	245	0	670	63.4
American Indian, Alaska Native	20	4	0	24	83.3
Pacific Islander	40	10	0	50	80
Hispanic	260	195	0	455	57.1

Edited Table 19 - Disproportionally Greater Need 50 - 80% AMI

Data Source: 2011-2015 CHAS

*The four housing problems are:

1. Lacks complete kitchen facilities, 2. Lacks complete plumbing facilities, 3. More than one person per room, 4. Cost burden greater than 30 percent

80%-100% of Area Median Income (Edited - including percent with one or more of four housing problems)

Housing Problems*	Has one or more of four housing problems	Has none of the four housing problems	Household has no/negative income, but none of the other housing problems	TOTAL	Percent with one or more of four housing problems
Jurisdiction as a whole	1,510	2,505	0	4,015	37.6
White	890	1,310	0	2,200	40.4
Black / African American	100	305	0	405	24.6
Asian	300	490	0	790	37.9
American Indian, Alaska Native	4	0	0	4	100
Pacific Islander	0	0	0	0	0
Hispanic	180	250	0	430	41.8

(Edited) Table 20 - Disproportionally Greater Need 80 - 100% AMI

Data Source:

2011-2015 CHAS

*The four housing problems are:

1. Lacks complete kitchen facilities, 2. Lacks complete plumbing facilities, 3. More than one person per room, 4. Cost burden greater than 30 percent

NA-20 Disproportionately Greater Need: Severe Housing Problems – 91.205 (b)(2)

Assess the need of any racial or ethnic group that has disproportionately greater need in comparison to the needs of that category of need as a whole.

Introduction

The four severe housing problems are: 1) the lack of complete kitchen facilities, 2) the lack of complete plumbing facilities, 3) more than 1.5 persons per room, and 4) a cost burden greater than 50 percent.

0%-30% of Area Median Income

Severe Housing Problems*	Has one or more of four housing problems	Has none of the four housing problems	Household has no/negative income, but none of the other housing problems
Jurisdiction as a whole	7,360	2,335	1,165
White	3,585	960	345
Black / African American	1,025	670	85
Asian	1,740	355	574
American Indian, Alaska Native	60	35	0
Pacific Islander	55	0	0
Hispanic	575	215	100

Table 21 – Severe Housing Problems 0 - 30% AMI

Data Source: 2011-2015 CHAS

*The four severe housing problems are:

1. Lacks complete kitchen facilities, 2. Lacks complete plumbing facilities, 3. More than 1.5 persons per room, 4. Cost burden over 50 percent

30%-50% of Area Median Income

Severe Housing Problems*	Has one or more of four housing problems	Has none of the four housing problems	Household has no/negative income, but none of the other housing problems
Jurisdiction as a whole	2,195	2,375	0
White	1,225	1,315	0
Black / African American	225	410	0
Asian	340	415	0
American Indian, Alaska Native	15	0	0
Pacific Islander	0	0	0
Hispanic	310	190	0

Table 22 – Severe Housing Problems 30 - 50% AMI

Data Source: 2011-2015 CHAS

*The four severe housing problems are:

1. Lacks complete kitchen facilities, 2. Lacks complete plumbing facilities, 3. More than 1.5 persons per room, 4. Cost burden over 50 percent

50%-80% of Area Median Income

Severe Housing Problems*	Has one or more of four housing problems	Has none of the four housing problems	Household has no/negative income, but none of the other housing problems
Jurisdiction as a whole	1,130	3,605	0
White	775	2,060	0
Black / African American	120	330	0
Asian	190	475	0
American Indian, Alaska Native	4	15	0
Pacific Islander	0	50	0
Hispanic	24	425	0

Table 23 – Severe Housing Problems 50 - 80% AMI

Data Source: 2011-2015 CHAS

*The four severe housing problems are:

1. Lacks complete kitchen facilities, 2. Lacks complete plumbing facilities, 3. More than 1.5 persons per room, 4. Cost burden over 50 percent

80%-100% of Area Median Income

Severe Housing Problems*	Has one or more of four housing problems	Has none of the four housing problems	Household has no/negative income, but none of the other housing problems
Jurisdiction as a whole	480	3,535	0
White	295	1,905	0
Black / African American	60	350	0
Asian	40	750	0
American Indian, Alaska Native	0	4	0
Pacific Islander	0	0	0
Hispanic	85	340	0

Table 24 – Severe Housing Problems 80 - 100% AMI

Data Source: 2011-2015 CHAS

*The four severe housing problems are:

1. Lacks complete kitchen facilities, 2. Lacks complete plumbing facilities, 3. More than 1.5 persons per room, 4. Cost burden over 50 percent

Discussion

There are two problems that distinguish “severe housing problems” from “housing problems”:

- Overcrowded households with more than 1.5 persons per room instead of 1 person per room, not including bathrooms, porches foyers, halls, or half-rooms.
- Households with cost burdens of more than 50 percent of income instead of 30 percent.

The following groups have disproportionately greater needs (10 percent higher than the percentage experiencing one of four severe housing problems of the jurisdiction’s income level as a whole), as demonstrated by the modified tables below (originally tables 17-20, marked “Edited”), which include the percent experiencing one of four severe housing problems:

- In the 0-30 percent of Area Median Income category 67.7 percent overall have one or more severe housing problem. Pacific Islanders had disproportionately greater need in comparison to the needs of that category of need as a whole, with 100 percent of 55 households experiencing have one or more of four severe housing problems.
- In the 30-50 percent of Area Median Income category 48 percent overall have one or more of four severe housing problems. American Indian, Alaska Natives had disproportionately greater need in comparison to the needs of that category of need as a whole, with 100 percent of 15 households experiencing one or more of four severe housing problems.

When applicable to fair housing law, Berkeley is working to address disproportionately severe housing problems when they can be addressed by landlords through continuing to fund fair housing outreach, education, investigation, and enforcement. Alameda County’s Draft 2020 *Regional Analysis of Impediments* catalogues Berkeley’s efforts with limited resources. In FY17, a city funded community agency provided fair housing services and a majority of tenants served had housing-related issues related to their disabled status; however, gender, family status, national origin, race, and age discrimination were also reported.

0%-30% of Area Median Income (Edited - including percent with one or more of four housing problems)

Severe Housing Problems*	Has one or more of four housing problems	Has none of the four housing problems	Household has no/negative income, but none of the other housing problems	TOTAL	Percent with one or more of four housing problems
Jurisdiction as a whole	7,360	2,335	1,165	10,860	67.7
White	3,585	960	345	4,890	73.3
Black / African American	1,025	670	85	1,780	57.5
Asian	1,740	355	574	2,669	65.1
American Indian, Alaska Native	60	35	0	95	63.1
Pacific Islander	55	0	0	55	100
Hispanic	575	215	100	890	64.6

Edited Table 25 – Severe Housing Problems 0 - 30% AMI

Data Source: 2011-2015 CHAS

*The four severe housing problems are:

1. Lacks complete kitchen facilities, 2. Lacks complete plumbing facilities, 3. More than 1.5 persons per room, 4. Cost burden over 50 percent

30%-50% of Area Median Income (Edited - including percent with one or more of four housing problems)

Severe Housing Problems*	Has one or more of four housing problems	Has none of the four housing problems	Household has no/negative income, but none of the other housing problems	TOTAL	Percent with one or more of four housing problems
Jurisdiction as a whole	2,195	2,375	0	4,570	48
White	1,225	1,315	0	2,540	48.2
Black / African American	225	410	0	635	35.4
Asian	340	415	0	755	45
American Indian, Alaska Native	15	0	0	15	100
Pacific Islander	0	0	0	0	0
Hispanic	310	190	0	500	62

Edited Table 26 – Severe Housing Problems 30 - 50% AMI

Data Source: 2011-2015 CHAS

*The four severe housing problems are:

1. Lacks complete kitchen facilities, 2. Lacks complete plumbing facilities, 3. More than 1.5 persons per room, 4. Cost burden over 50 percent

50%-80% of Area Median Income (Edited - including percent with one or more of four housing problems)

Severe Housing Problems*	Has one or more of four housing problems	Has none of the four housing problems	Household has no/negative income, but none of the other housing problems	TOTAL	Percent with one or more of four housing problems
Jurisdiction as a whole	1,130	3,605	0	4,735	23.8
White	775	2,060	0	2,835	2
Black / African American	120	330	0	450	26.6
Asian	190	475	0	665	28.5
American Indian, Alaska Native	4	15	0	19	21
Pacific Islander	0	50	0	50	0
Hispanic	24	425	0	449	5

Edited Table 27 – Severe Housing Problems 50 - 80% AMI

Data Source: 2011-2015 CHAS

*The four severe housing problems are:

1. Lacks complete kitchen facilities, 2. Lacks complete plumbing facilities, 3. More than 1.5 persons per room, 4. Cost burden over 50 percent

80%-100% of Area Median Income (Edited - including percent with one or more of four housing problems)

Severe Housing Problems*	Has one or more of four housing problems	Has none of the four housing problems	Household has no/negative income, but none of the other housing problems	TOTAL	Percent with one or more of four housing problems
Jurisdiction as a whole	480	3,535	0	4,015	11.9
White	295	1,905	0	2,200	13.4
Black / African American	60	350	0	410	14.6
Asian	40	750	0	790	5
American Indian, Alaska Native	0	4	0	4	0
Pacific Islander	0	0	0	0	0
Hispanic	85	340	0	425	20

Edited Table 28 – Severe Housing Problems 80 - 100% AMI

Data Source: 2011-2015 CHAS

*The four severe housing problems are:

1. Lacks complete kitchen facilities, 2. Lacks complete plumbing facilities, 3. More than 1.5 persons per room, 4. Cost burden over 50 percent

NA-25 Disproportionately Greater Need: Housing Cost Burdens – 91.205 (b)(2)

Assess the need of any racial or ethnic group that has disproportionately greater need in comparison to the needs of that category of need as a whole.

Introduction:

The following table displays cost burden information for the jurisdiction and each racial and ethnic group, including no cost burden (less than or equal to 30 percent), cost burden (greater than 30 to 50 percent), severe cost burden (more than 50 percent), and no/negative income.

Housing Cost Burden

Housing Cost Burden	<=30%	>30-50%	>50%	No / negative income (not computed)
Jurisdiction as a whole	25,875	8,065	10,705	1,265
White	18,100	4,750	5,890	360
Black / African American	1,825	775	1,340	85
Asian	3,415	1,180	2,140	644
American Indian, Alaska Native	35	55	70	4
Pacific Islander	10	40	55	0
Hispanic	1,650	935	840	105

Table 29 – Greater Need: Housing Cost Burdens AMI

Data Source: 2011-2015 CHAS

Discussion:

When individuals of all incomes are combined by race or ethnicity, based on a housing cost burden of 30-50 percent or >50 percent of Area Median Income, the disproportionately greater needs compared to the needs of the jurisdiction as a whole are evident and described below (as demonstrated in the table below based on Table 21):

- For Black/African Americans: A cost burden of 50 percent or more of their income impacts 33.5 percent of Black / African Americans, compared to 23.3 percent of the City as a whole.
- For American Indian, Alaska Native: A cost burden of 30 percent up to 50 percent impacts 33.5 percent of American Indian, Alaska Native, compared to 17.5 percent of the City as a whole. A cost burden of 50 percent or more of their income impacts 42.6 percent of American Indian, Alaska Native, compared to 23.3 percent of the City as a whole.
- For Pacific Islanders: A cost burden of 30-50 percent impacts 38 percent Pacific Islanders, compared to 17.5 percent of the City as a whole. A cost burden of 50 percent or more of their

income impacts 52.3 percent of Pacific Islanders, compared to 23.3 percent of the City as a whole.

Housing Cost Burden (Edited- including percent of total group within each burden category)

Housing Cost Burden	<=30%	Percent of total with <=30%	30-50%	Percent of total with 30-50%	>50%	Percent of total with >50%	No / negative income (not computed)	TOTAL
Jurisdiction as a whole	25,875	56.3	8,065	17.5	10,705	23.3	1,265	45,910
White	18,100	62.1	4,750	16.3	5,890	20.2	360	29,100
Black / African American	1,825	45.3	775	19.2	1,340	33.2	85	4,025
Asian	3,415	46.2	1,180	15.9	2,140	29	644	7,379
American Indian, Alaska Native	35	21.3	55	33.5	70	42.6	4	164
Pacific Islander	10	9	40	38	55	52.3	0	105
Hispanic	1,650	46.7	935	26.4	840	23.7	105	3,530

Edited Table 30 – Greater Need: Housing Cost Burdens AMI

Data Source: 2011-2015 CHAS

As previously mentioned in NA-20, Berkeley, in partnership with a community based agency, works to address fair housing with a partner community based agency. Efforts include housing and income discrimination through housing outreach, education, investigation, and enforcement. Alameda County's 2020 *Regional Analysis of Impediments* catalogues Berkeley's efforts with limited resources.

NA-30 Disproportionately Greater Need: Discussion – 91.205(b)(2)

Are there any income categories in which a racial or ethnic group has disproportionately greater need than the needs of that income category as a whole?

At the 0-30 percent of Area Median Income category, among those with one or more of four severe housing problems, Pacific Islanders have a disproportionately greater need than the needs of the income category as a whole. At the 0-30 percent of Area Median Income category, among those with one or more of four housing problems, American Indian, Alaska Natives and Pacific Islanders have disproportionately greater needs than the needs of the income category as a whole.

In the 30-50 percent of Area Median Income range, among those with one or more of four severe housing problems, American Indian, Alaska Natives and Hispanics are experiencing a disproportionate need. At the 30-50 percent of Area Median Income category, among those with one or more of four housing problems, American Indian, Alaska Natives and Hispanics also face a disproportionate need.

At the 50-80 percent of Area Median Income category, among those with one or more of four severe housing problems, no one group has a significant need above the percent impacted within the jurisdiction as a whole. At the 50-80 percent of Area Median Income category, among those with one or more of four housing problems, American Indian, Alaska Natives and Pacific Islanders have disproportionately greater needs than the needs of the income category as a whole.

At the 80-100 percent of Area Median Income category, among those with one or more of four severe housing problems, no one group has a significant need above the percent impacted within the jurisdiction as a whole. At the 80-100 percent of Area Median Income category, among those with one or more of four housing problems, only American Indian, Alaska Natives had a significant need at 100 percent, however that was with only four households as a total in that category.

Across all income categories, among those with one or more of four housing problems, American Indian, Alaska Natives consistently have disproportionately greater needs than their income categories as a whole.

If they have needs not identified above, what are those needs?

No additional needs have been identified.

Are any of those racial or ethnic groups located in specific areas or neighborhoods in your community?

The 2010 Census data shows that most of the Hispanic populations are located in the census tracts in the central, southern and western parts of the City along with the area around the University. The strongest concentration occurred in the western quadrant of the City. The American Indian and Alaskan

Native populations are scattered throughout the City, but the number of American Indian and Alaskan Native households are too small to determine whether they're concentrated in a specific area.

According to Alameda County's 2020 *Regional Analysis of Impediments*, segregation between white and non-white residents has increased for every jurisdiction since 1990 except for Oakland, Berkeley, and Union City. Segregation between black and white residents has increased for every jurisdiction except for Alameda and Oakland. Segregation between white and Hispanic residents has increased for every jurisdiction. Segregation for white and Asian or Pacific Islander residents has increased for every jurisdiction except Fremont and Union City. In general, participating jurisdictions, except for the County, Berkeley, and Oakland, have low levels of segregation.

A Racially or Ethnically Concentrated Area of Poverty (R/ECAP) is a neighborhood (census tract) with a poverty rate of 40 percent or more and a racial or ethnic concentration (50 percent or more of the tract is minority). The *Regional Analysis of Impediments* identifies the Berkeley's R/ECAPs. In Berkeley, 40 percent of R/ECAP residents are white, 39 percent are Asian, and 11 percent are Hispanic. By comparison, in Oakland, 37 percent of R/ECAP residents are Hispanic, 37 percent are black, and 15 percent are Asian or Pacific Islander.

DRAFT

NA-35 Public Housing – 91.205(b)

Introduction

The Berkeley Housing Authority (BHA) no longer owns public housing units, as they were transitioned to Project-based Section 8 via a disposition process in 2014. The BHA Board is appointed by the Mayor of the City of Berkeley and confirmed by the City Council. BHA updated the following data for inclusion in this Plan from PIC (PIH Information Center) since the populated data from HUD was outdated.

Totals in Use

	Program Type								
	Certificate	Mod-Rehab	Public Housing	Vouchers			Special Purpose Voucher		
				Total	Project - based	Tenant - based	Veterans Affairs Supportive Housing	Family Unification Program	Disabled *
# of units vouchers in use	0	93	0	1,495	300	1,195	20	0	20

Table 31 - Public Housing by Program Type

*includes Non-Elderly Disabled, Mainstream One-Year, Mainstream Five-year, and Nursing Home Transition

Data Source: PIC (PIH Information Center)

Note: There is no Consolidated Plan generated Table 23 for Berkeley.

Characteristics of Residents

	Program Type							
	Certificate	Mod-Rehab	Public Housing	Vouchers			Special Purpose Voucher	
				Total	Project-based	Tenant-based	Veterans Affairs Supportive Housing	Family Unification Program
Average Annual Income	0	\$8,843	0	\$16,981	\$17,991	\$15,971	\$20,943	N/A
Average length of stay	0	11	0	7.5	7	8	7	N/A
Average Household size	0	1	0	1.5	1.5	1.5	1.5	N/A
# Homeless at admission	0	All	0	33	6	27	20	N/A
# of Elderly Program Participants (>62)	0	45	0	691	138	553	0	N/A
# of Disabled Families	0	98	0	900	180	720	20	N/A
# of Families requesting accessibility features	N/A	N/A	N/A	N/A	N/A	N/A	N/A	N/A
# of HIV/AIDS program participants	0	0	0	15	15	0	0	0
# of DV victims	0	0	0	3	1	2	0	0

Table 32 – Characteristics of Public Housing Residents by Program Type

Data Source: PIC (PIH Information Center)

Race of Residents

Race	Program Type								
	Certificate	Mod-Rehab	Public Housing	Vouchers			Special Purpose Voucher		
				Total	Project -based	Tenant -based	Veterans Affairs Supportive Housing	Family Unification Program	Disabled *
White	0	26	0	404	81	323	8	0	14
Black/African American	0	64	0	978	196	781	8	0	10
Asian	0	4	0	76	15	60	0	0	0
American Indian/Alaska Native	0	1	0	16	3	12	1	0	1
Pacific Islander	0	1	0	21	4	16	0	0	2
Other	0	0	0	0	0	0	0	0	0

***includes Non-Elderly Disabled, Mainstream One-Year, Mainstream Five-year, and Nursing Home Transition**

Table 33 – Race of Public Housing Residents by Program Type

Data Source: PIC (PIH Information Center)

Ethnicity of Residents

Ethnicity	Program Type								
	Certificate	Mod-Rehab	Public Housing	Vouchers			Special Purpose Voucher		
				Total	Project -based	Tenant -based	Veterans Affairs Supportive Housing	Family Unification Program	Disabled *
Hispanic	0	19	0	136	58	78	2	0	4
Not Hispanic	0	79	0	1,359	242	1,118	15	0	23

***includes Non-Elderly Disabled, Mainstream One-Year, Mainstream Five-year, and Nursing Home Transition**

Table 34 – Ethnicity of Public Housing Residents by Program Type

Data Source: PIC (PIH Information Center)

Section 504 Needs Assessment: Describe the needs of public housing tenants and applicants on the waiting list for accessible units:

Berkeley Housing Authority (BHA) disposed of its 61 units of low income public housing and is now a voucher-only Housing Authority. Related California acquired all of the public housing units and now operates them as affordable housing. Most of these units currently receive Project-based vouchers. In the Section 8 Program, the waitlist last opened in 2010, with over 37,000 applicants (1,500 were selected randomly for the Tenant-based waitlist; 1,500 were selected randomly for the Project-based waitlist). Twenty percent of applicants indicated on their application that they were disabled. There is a lack of affordable fully accessible units, specifically with roll in showers for wheelchair-reliant individuals and others with significant mobility impairments. The Center for Independent Living, located in Berkeley and funded by the City of Berkeley, has limited funds to offer minor remodeling of current homes including rentals (ramps, grab bars, hearing and visual impaired door bells and alarms), but the demand outweighs the supply.

Most immediate needs of residents of Public Housing and Housing Choice voucher holders

The most immediate need of voucher holders is an adequate supply of affordable rental housing units for the demand of low income households that wish to participate in the Housing Choice Voucher Program in Berkeley. Even with a Payment Standard at the maximum allowable of 110 percent of the Fair Market Rent (FMR), there are still challenges with attracting landlords willing to rent to extremely low income households. For tenants needing accessible units, it is even more difficult. Finding those accessible units in the limited pool of affordable units limits options even further. BHA would like to implement a landlord retention program to attract new landlords and encourage currently participating landlords to work with BHA again. One option is piloting a damage claim program to provide funding to landlords to make repairs upon a vacancy. This would necessitate obtaining funding from outside sources, such as the City of Berkeley.

How do these needs compare to the housing needs of the population at large

There is a significant shortage of accessible housing units for households of all income ranges. Professionals earning high salaries are better able to pay higher market rents, and this drives the rental market higher in Berkeley. Data from Zumper.com shows San Francisco has the most expensive rents in the country, averaging \$4,670 for a 2-bedroom unit (<https://www.zumper.com/>). BHA's Payment Standard for a 2-bedroom unit is \$2,336 (the 4-bedroom Payment Standard is \$3,945).

Discussion

The extremely high cost rental market in Berkeley and the rest of the Bay Area poses challenges for all but the highest income households. Unfortunately, even having a Housing Choice Voucher no longer guarantees finding housing in Berkeley will be possible.

NA-40 Homeless Needs Assessment – 91.205(c)

Introduction:

The City of Berkeley adopted the EveryOne Home *Plan to End Homelessness: 2018 Strategic Update* (<http://everyonehome.org/about/the-plan/>) in 2019 with a goal of broadening the City's approach to services and housing to allow for better outcomes among people with long-term homeless histories and severe disabling conditions. As required by HUD, Alameda County conducts a countywide homeless count every other year but a city-level count occurs when resources permit. The most recent comprehensive data available on Berkeley's homeless population comes from the 2019 homeless count.

In 2019 the survey found that Berkeley has 1,108 literally homeless people on any given night. HUD defines literally homeless people as those who are residing on the streets, in places not meant for human habitation, in shelters or in transitional housing programs.

The data show:

- Berkeley's total homeless population in 2019 represents 14 percent of the County's homeless population, while Berkeley has seven percent of the County's overall population (2018).
- Berkeley's homeless are mostly adults in households with no children (95 percent), while adults with no children make up 93 percent of the homeless population countywide.
- 35 percent (387 people) of homeless people in Berkeley met HUD's definition of chronically homeless—a single adult with a disability, homeless for one year consecutively or 4 or more times in 3 years. In Berkeley chronically homeless adults make up a greater portion of the homeless population (35%) than chronically homeless adults do in Alameda County as a whole (28%).
- 42percent of Berkeley's homeless have a have psychiatric/emotional conditions, compared to 39 percent countywide.
- 32 percent of Berkeley's homeless have reported alcohol and drug use compared to 30 percent of Alameda County's homeless population.
- Seven percent of Berkeley's homeless population are veterans, compared to eight percent countywide.

Homeless Needs Assessment

Population	Estimate the # of persons experiencing homelessness on a given night		Estimate the # experiencing homelessness each year	Estimate the # becoming homeless each year	Estimate the # exiting homelessness each year	Estimate the # of days persons experience homelessness
	Sheltered	Unsheltered				
Persons in Households with Adult(s) and Child(ren)	51		104	47	20	Not Available
Persons in Households with Only Children	1		20	1	10	Not Available
Persons in Households with Only Adults	243	813	2,154	896	376	Not Available
Chronically Homeless Individuals	159	228	750	313	131	Not Available
Chronically Homeless Families	0	0	0	0	0	Not Available
Veterans	21	60	165	66	28	Not Available
Unaccompanied Child	0	0	0	0	0	Not Available
Persons with HIV	49	17	136	57	24	Not Available

Table 35 - Homeless Needs Assessment

Data Source Comments: Alameda County 2019 Homeless Count and Survey and [City of Berkeley 1,000 Person Plan](#).

Indicate if the homeless population is rural:

Not Applicable. Jurisdiction has no rural homeless

If data is not available for the categories "number of persons becoming and exiting homelessness each year," and "number of days that persons experience homelessness," describe these categories for each homeless population type (including chronically homeless individuals and families, families with children, veterans and their families, and unaccompanied youth):

Berkeley’s total homeless population represents 14 percent of the County’s homeless population, while Berkeley has seven percent of the County’s overall population (2018). Berkeley has a greater share of chronically homeless adults (35 percent). Berkeley’s homeless are mostly adults in households with no children (95 percent), while adults with no children make up only 93 percent of the homeless population countywide. Thirty-five percent (387 people) of homeless people in Berkeley met HUD’s definition of chronically homeless—a single adult with a disability, homeless for one year consecutively or 4 or more times in 3 years. Forty-two percent of Berkeley’s homeless have a psychiatric/emotional conditions, compared to 39 percent countywide. Thirty-two percent of Berkeley’s homeless report alcohol and drug use, compared to 30 percent of Alameda County’s homeless population. Seven percent of Berkeley’s homeless population are veterans, compared to nine percent countywide.

Nature and Extent of Homelessness: (Optional)

Race:	Sheltered:	Unsheltered (optional)
White	104	Not Available
Black or African American	269	Not Available
Asian	9	Not Available
American Indian or Alaska Native	5	Not Available
Pacific Islander	5	Not Available
Ethnicity:	Sheltered:	Unsheltered (optional)
Hispanic	63	Not Available
Not Hispanic	372	Not Available

Figure 1 – Nature and Extent of Homelessness

Data Source Comments: Homeless Management Information System (HMIS) Shelter and Emergency Shelter Demographic Report for PY 2018

Estimate the number and type of families in need of housing assistance for families with children and the families of veterans.

According to the 2019 count, there were 51 people in 19 households. Two-thirds of the families reported living with a health condition.

Describe the Nature and Extent of Homelessness by Racial and Ethnic Group.

Fifty-seven percent of the homeless service users during the 2019 *Homeless Count and Survey* were African-American even though they only make up nine percent of Berkeley's general population. Twenty-nine percent were white, even though they made up 60 percent of the population

Berkeley had a much smaller percentage of Hispanic/Latino service users (12 percent) than the county as a whole (17 percent).

Describe the Nature and Extent of Unsheltered and Sheltered Homelessness.

The 2019 count found a total of 1,108 people homeless in Berkeley. This includes 813 people who were living on the streets, in abandoned buildings, storage structures, vehicles, encampments, or any other place unfit for human habitation and 295 who were living in a shelter or transitional housing.

Of the 1,108 literally homeless people, 813 or 73 percent, were living in unsheltered situations. The vast majority of unsheltered homeless are men. Seventy-three percent of the homeless population is between the ages of 25-59. Forty-nine percent of the unsheltered population had been homeless for more than a year. For more information see https://everyonehome.org/wp-content/uploads/2019/09/2019HIRDReport_Berkeley_2019-Final.pdf.

Discussion:

N/A

NA-45 Non-Homeless Special Needs Assessment - 91.205 (b,d)

Introduction:

The special needs population consists of persons who are not homeless but requires supportive housing and services for various reasons. This population includes (but is not limited to) persons with mental, physical, and/or developmental disabilities; the elderly and frail elderly; persons with alcohol or other drug addiction; persons with HIV/AIDS and their families; victims of domestic violence, dating violence, sexual assault, and stalking; and transitional age youth.

Describe the characteristics of special needs populations in your community:

Persons with Mental, Physical, and/or Development Disabilities

People with disabilities often have special housing requirements due to the need for accessibility, frequently fixed low incomes, and higher health care costs associated with a disability. According to the 2018 ACS population estimate, just over nine percent (9.1%) of the total Berkeley population had one or more disabilities, compared to just less than nine percent (8.6%) in Alameda County. The ACS identifies disability as having difficulty with one or more of four basic areas of functioning—hearing, vision, cognition, and ambulation—and/or difficulty performing everyday tasks such as, bathing, dressing and/or running errands.

Elderly and Frail Elderly

The 2013-17 ACS data reports that 13.5 percent of Berkeley's population is over 65, and that 23.7 percent of all Berkeley households are led by a senior householder. This is equivalent to 10,782 senior-headed households, 73.5 percent of which are owners 45.6 percent of seniors live alone and 22.2 percent of Berkeley households have one or more people over the age of 65 living in the home.

One of the main housing issues facing seniors is housing cost. From 2013-2017, more than 19 percent of senior-headed households had income levels below the federal poverty guidelines. Seniors often have fixed incomes so they have difficulty with increased rental and utility costs or housing maintenance costs. 27.4 percent of seniors in Berkeley received supplemental security income (SSI) and/or cash public assistance. According to the *Age-Friendly Berkeley* report and plan estimates from 2014 indicate that 23 percent of Berkeley residents 60 years of age and older were living under 200 percent of the federal poverty level (<https://www.agefriendlyberkeley.org/>).

According to the 2013-2017 ACS estimate, 73.5 percent of senior households owned homes, and 26.5 percent were renters. In terms of housing cost burden, 27.7 percent of senior homeowner households and 55.6 percent of senior renter households were overpaying for housing, which is defined as paying more than 30 percent of their income on housing costs. The *Age-Friendly Berkeley* plan, identifies housing as a specific area of importance with three of the top 10 concerns for Berkeley adults 60 years of age and older being 1) affordable housing, 2) being able to maintain their home, and 3) being able to stay in their home.

Also according to the ACS 2013-2017 data, seniors also have a higher rate of disability that increases as people age, with 16.7 percent of persons 65 to 74 years of age and 42.4 percent of persons 75 years and over having a disability, compared to the total population at nearly nine percent (8.6%). Ambulatory and independent living difficulties are most common within the senior population. Between 2013 and 2017, 15.5 percent of all elderly households had ambulatory difficulty and 13.2 percent had an independent living difficulty or limitation.

Among the goals that Berkeley identified in the Alameda County *Regional Analysis of Impediments to Fair Housing Choice* is to “support shared housing opportunities for seniors and other special needs populations.” To accomplish this, the City of Berkeley will consider programs to match seniors with underutilized living space with appropriate homeseekers on a voluntary basis. The *Age-Friendly Berkeley* webpage already notes that programs such as this are currently under consideration with UC Berkeley students and can serve a dual purpose of 1) providing seniors with minor non-medical assistance and supplemental income and 2) providing homeseekers with an affordable shared housing unit. In addition, shared rental housing can be an appropriate way to increase housing affordability for seniors and non-senior low-income single individuals or small households. Shared housing programs could be administered directly by the City of Berkeley or by contract with local fair housing service providers. While there are not currently resources available, this is an identified priority.

Persons with Alcohol or Other Drug Addictions

Comprehensive local data on the number of people with alcohol and other drug addiction is not available. However, the 2016 *National Survey on Drug Use and Health* (<https://nsduhweb.rti.org/respweb/homepage.cfm>) estimated that seven and a half percent of the American population ages 12 or older have substance use disorder. If this statistic is accurate for Berkeley, approximately 8,804 people (based on ACS 2015 population data) have substance use disorder. The survey also estimated that 47.8 percent of current alcohol drinkers participated in binge drinking of alcohol at least once in the 30 days prior to the survey and 24.9 percent of those binge alcohol users were heavy drinkers. Estimates of self-reported alcohol and other drug addictions among the homeless population are mentioned above.

Victims of Domestic Violence, dating violence, sexual assault, and stalking

The City has seen an increase in domestic violence-related calls for assistance to the Berkeley Police Department. From 2009-2016, there was an average of 169 domestic violence-related calls per year while the most recent data (2017-2018) shows an average of 224 domestic violence-related calls per year (State of California Department of Justice, <http://oag.ca.gov/crime/cjsc/stats/domestic-violence>). The increase likely means that more individuals and families will require housing assistance in order to safely relocate.

From the last comprehensive City of Berkeley *Homeless Count and Survey* from 2019, families were asked about their experience with domestic violence. Among homeless adults with minor children in

Berkeley, 40 percent reported family/domestic violence, compared to five percent of all survey respondents. Additionally, 25 percent of respondents in the city of Berkeley reported a history of ever experiencing physical, emotional, or sexual abuse by a relative or by a person with whom they have lived, such as a spouse, partner, sibling, parent, or roommate, compared to 26 percent of respondents countywide.

What are the housing and supportive service needs of these populations and how are these needs determined?

The primary need for Non-Homeless Special Needs populations is for housing that is subsidized deeply enough to be affordable at extremely low income levels. Many seniors and people with disabilities have some form of income from the Social Services Administration, which, as described in the Housing Market Analysis, is simply not sufficient to pay for market-rate or much of the affordable housing in Berkeley. Despite Social Security Income increasing over one percent (1.6%) in January 2020 from 2019 levels (<https://www.ssa.gov/oact/cola/SSI.html>), the cost of living adjustment is not enough to match Berkeley's region. According to the Bureau of Labor Statistics (https://www.bls.gov/regions/west/news-release/consumerpriceindex_sanfrancisco.htm), the consumer price index for the San Francisco-Oakland-Hayward area in October 2019 increased by three percent from 2018 and is anticipated to follow this trend in 2020. Even those who do not require supportive housing (meaning affordable housing with connected supportive services) need affordable housing.

Other needs include:

- Home rehabilitation for health and safety needs and accessibility;
- Supportive services that include enough flexibility in type, intensity, and duration to support people to stay stably housed;
- Services that help people who are eligible to access entitlements such as SSI and Medi-Cal, to increase their housing and service options; and
- Education and employment programs which help people increase their income.

These needs are evidenced by applications for funding from local non-profit agencies providing services to the special needs populations listed above. The City's last major planning initiative for homeless and special needs housing was the adoption of the update to the EveryOne Home Plan and an analysis of homeless needs presented to City Council in April 2019.

Discuss the size and characteristics of the population with HIV/AIDS and their families within the Eligible Metropolitan Statistical Area:

Human Immunodeficiency Virus (HIV) is an infection that causes Acquired Immunodeficiency Syndrome (AIDS). According to the Center for Disease Control (<https://www.cdc.gov/hiv/statistics/overview/ataglance.html>) more than 1.1 million people in the United States over the age of 13 are currently living with HIV/AIDS. In general, HIV/AIDS is continuing to

increase in minorities, especially African Americans and Latino populations. Disproportionate rates of HIV in these minority groups leads to an even more disproportionate rate of AIDS for these same groups. HIV/AIDS primarily affects men who engage in male-to-male sexual contact and women who engage in heterosexual sex, and intravenous/injection drug use.

In Berkeley HIV/AIDS infections and death are decreasing. The rate of new AIDS cases occurring annually in Berkeley has fallen steadily over the last decade. The Berkeley *2018 Health Status Report* (https://www.cityofberkeley.info/uploadedFiles/City_Manager/Press_Releases/2018/2018-health-status-report-berkeley.pdf) indicates that Berkeley's rate of new cases continues to meet the Healthy People 2020 goal of fewer than 13 new cases per 100,000 population annually. Berkeley's 2018 Health Status Report states due to better treatment, people with HIV are living longer, and the overall number of people living with HIV is increasing. Berkeley has a higher rate of persons living with HIV than Alameda County and California. Antiretroviral drugs account for the reduction in number of HIV cases that progress to AIDS and for the decline in deaths attributable to AIDS.

Discussion:

Alameda County Housing and Community Development administers the allocation of Housing Opportunities for Persons with AIDS (HOPWA) funds on behalf of the City of Oakland for the metropolitan area which includes Berkeley. Over the years, Berkeley has provided Housing Trust Fund funding to projects which include HOPWA units targeted to people living with HIV/AIDS, including to the University Neighborhood Apartments, Oxford Plaza, UA Homes, and Grayson Street Apartments projects.

NA-50 Non-Housing Community Development Needs – 91.215 (f)

Describe the jurisdiction's need for Public Facilities:

The City of Berkeley's General Plan adopted several policies and actions which addressed the City's need for public facilities. Some of these policies and actions include the following:

- Ensure neighborhoods are well served by community services and facilities such as parks, schools, child-care facilities, and religious institutions;
- Establish a network of community centers including school sites, neighborhood resource centers, and City facilities that offer community services such as child care, health care, and recreational programs;
- Create new open space and recreational resources throughout Berkeley and preserve, maintain, and repair the City's existing open space and recreational resources and facilities; and
- Provide properly staffed and equipped fire stations and engine companies.

How were these needs determined?

The City's General Plan was developed through many community meetings, public workshops, and the efforts of City Council, Planning Commission, and City staff. During the drafting of the Consolidated Plan, there were several community meetings in which the need for public facilities and their maintenance were discussed. For instance, the City's three senior centers were built in 1977, 1979, and 1980 and had not been renovated after 30 years of intensive use until recently using, in part, CDBG funding. These public facilities are critical infrastructure for the delivery of public services, and emergency shelter, and are therefore a high priority. Although the City prioritizes its CDBG resources to support public services, it has allocated funds for system upgrades at the senior centers along with the rehabilitation of community centers and the public health clinic.

Describe the jurisdiction's need for Public Improvements:

The City's need for public improvements is described in the City's *Capital Improvement Program*, available online at <http://www.cityofberkeley.info/CIP/>. Capital improvements include streets, transportation, storm drains, sidewalks, sanitary sewer, parks and marina, information technology, City facilities, equipment, fleet and other infrastructure.

How were these needs determined?

These needs were determined by the City Manager and adopted by City Council during the biennial budget process. The biennial budget cycle begins with the development of the Budget Development instructions, including policy directives. The City Manager reviews and evaluates the baseline budgets and supplemental requests to determine whether they fulfill City Council goals and objectives, improve management effectiveness and service delivery, or increase productivity.

The City Manager then develops a balanced budget proposal for submission to the Mayor and City Council. Copies of the proposed budget are distributed to all Boards, Commissions, City Departments, and made available to the general public. City Council then holds public meetings to discuss the proposed budget, including at least two formal public hearings.

Describe the jurisdiction’s need for Public Services:

The City has historically funded a wide variety of public services for Berkeley’s diverse population. Supporting public services will continue to be a high priority for the City. These services could include, but are not limited to, the following:

- Homeless services
- Senior services
- Disabled services
- Legal/advocacy services
- Youth services
- Transportation services
- Substance abuse services
- Services for battered/abused spouses
- Employment training
- Childcare services
- Health services
- Mental health services
- Fair housing related services

How were these needs determined?

The City has historically funded a wide array of public services based on community input. The vast majority of public services are funded with local sources, including General Fund, instead of federal funds. For public services funded with local sources, the needs are determined by the same process outlined above for public improvements. For public services funded with federal funding, the needs are determined by public hearings, commission review, consultation with local non-profit agencies providing the services, and client-level surveys.

Housing Market Analysis

MA-05 Overview

Housing Market Analysis Overview:

The purpose of the Market Analysis is to provide a clear picture of the environment in which the City will administer its CDBG, HOME, and ESG programs over the course of this Consolidated Plan. In conjunction with the Needs Assessment, this chapter will provide the basis for the Strategic Plan and the programs and projects to be administered. Most of the data tables in this section are populated with default data developed by the Census Bureau for HUD based on 2011 – 2015 American Community Survey (ACS) Census. Other sources are noted throughout the Plan.

The Market Analysis includes the following sections:

- Number of Housing Units
- Cost of Housing
- Condition of Housing
- Public and Assisted Housing
- Homeless Facilities and Services
- Special Needs Facilities and Services
- Barriers to Affordable Housing
- Non-Housing Community Development Assets
- Needs and Market Analysis Discussion

Note: There is no Consolidated Plan generated Table 28 – 30 for Berkeley.

MA-10 Number of Housing Units – 91.210(a)&(b)(2)

Introduction

Based on the 2013-2017 American Community Survey (ACS) data, there are 45,515 occupied households in the City with a total of 49,137 housing units. Single-units, both detached and attached structures, comprise 46.2 percent of the City’s housing units. Multi-unit structures of two to four units make up 20 percent of total households, while structures with five to 19 units comprise 18 percent, and structures of 20 or more make up 15.5 percent. At the time of the ACS data collection, less than half of one percent (0.3%) of households were mobile homes, however the City estimates that this number may have grown as a result of increasing housing instability. The 2019 *Homeless Count and Survey* conducted by Applied Survey Research on behalf of the City, as a part of Alameda County’s EveryOne Home effort, estimated that 20 percent of the unsheltered population is living in RVs (161 individuals).

According to Berkeley’s Planning Department annual reports to California’s Department of Finance, Berkeley’s new housing units completed since 2014 include the following:

YEAR	SFH	2-4 units	5+	number of affordable units
2018	60 (53 are ADUs)	10	161	13
2017	45	11	502	167
2016	17	4	226	14
2015	5	2	138	NA
2014	20	4	139	NA

Figure 2 - Projects with Building Permits Finaled in Reporting Year

Source: CA Dept of Finance Annual Reports (2018)

Notes: Accessory Dwelling Units (ADUs) tracked in 2018, but not in previous years. Affordable Housing not tracked before 2016.

The recent increase in the construction of Accessory Dwelling Units (ADUs), which Berkeley first clearly tracked in 2018, may reflect state and local legislation that went into effect in 2017 to ease land use restrictions and encourage ADU development. Berkeley City Council is considering additional programmatic investment to encourage ADU construction, as well as an amnesty program to incentivize the legalization of existing but unpermitted ADUs to increase the supply of overall units.

Most of Berkeley’s buildings were constructed between 1875 and 1940. Densities are greatest in the areas close to the University campus and Downtown, where there are multi-unit apartment buildings and large single-family homes converted to rooming houses or apartments. Density can also be found along the main arterials of the city in both older and new apartment buildings. The majority of the city is characterized by small lots with one to four units.

According to the 2015-2023 Housing Element (<https://www.cityofberkeley.info/housingelement/>), the City of Berkeley has capacity for approximately 5,328 new units on underutilized parcels throughout the City. The City identified four main areas with the greatest potential for new units and a track record of units being built. These are the downtown area, the southside area, the commercial corridors, and vacant lots in the residential districts. For the period 2014-2022, the City estimates that the capacity for 997 units can be built in the downtown, 430 units in the Southside, 1,794 units in the commercial corridors, and 237 units in the residential districts.

All residential properties by number of units

Property Type	Number	%
1-unit detached structure	21,585	43%
1-unit, attached structure	1,880	4%
2-4 units	9,495	19%
5-19 units	8,820	18%
20 or more units	7,765	16%
Mobile Home, boat, RV, van, etc	130	0%
Total	49,675	100%

Table 36 – Residential Properties by Unit Number

Data Source: 2011-2015 ACS

Unit Size by Tenure

	Owners		Renters	
	Number	%	Number	%
No bedroom	135	<1%	3,455	13%
1 bedroom	1,290	7%	10,485	40%
2 bedrooms	5,510	28%	8,440	32%
3 or more bedrooms	12,640	65%	3,960	15%
Total	19,575	100%	26,340	100%

Table 37 – Unit Size by Tenure

Data Source: 2011-2015 ACS

Describe the number and targeting (income level/type of family served) of units assisted with federal, state, and local programs.

Under the City of Berkeley’s Housing Trust Fund (HTF), the City of Berkeley has assisted the development of 54 properties consisting of 1,331 rental housing units and 107 homeownership units. Of the 1,331 rental housing units, 68 percent of the units serve extremely low and low income families and individuals; 35 percent are designated specifically for extremely low and low-income seniors; and 20 percent serve a targeted special needs population, including formerly homeless, people with physical and/or development disabilities, people with AIDS and Transition-Aged Youth. Of the 107

HTF-funded homeownership units, 71 must be occupied by low- to moderate-income families and individuals. Each homeownership unit is subject to a regulatory agreement which requires long-term affordability and restricts resale of the affordable unit to another low income first-time homebuyer during the affordability period.

Since the inception of the HTF in 1990, the City has invested over \$50 million, including the City's allocation of federal HOME and CDBG funds, former redevelopment funds, City general funds and other local sources of funding. The City's investment has enabled local nonprofit project sponsors to secure over \$208 million in other financing, including low income housing tax credits, state Multifamily Housing Program funds, and in a few projects, federal New Markets Tax Credits. The majority of the City-assisted housing projects is 100 percent affordable and meets the deepest affordability levels per the City's Housing Trust Fund guidelines. Under the City's guidelines, project sponsors are required to set aside at least 60 percent of all the units for extremely low and very low income households, including a 20 percent set-aside for families and individuals who are extremely low-income.

Berkeley has made significant strides in expanding local funds to address the needs of displaced residents and the region's increasingly unaffordable housing prices. Since the previous submission of the City's Consolidated Plan, Berkeley voters approved three new sources of revenue to focus on affordable housing and programs addressing homelessness. Alameda County also created new affordable housing funding programs through which Berkeley has access to additional funding.

Berkeley's Measure U1 was passed in 2016 as a business license tax ordinance to permanently increase the gross receipts tax on owners of five or more residential units from just over one percent (1.081%) to nearly three percent (2.880%). While tax proceeds are deposited in the City's general funds, the City is required to consider the Housing Advisory Commission's recommendations for the use of funds to increase affordable housing and protect Berkeley residents from homelessness. Since its passage, Measure U1 has resulted in nearly \$11 million in additional tax revenue. The City has committed funds to anti-displacement programs at community based organizations, the new Small Sites loan program, affordable housing predevelopment loans, and a housing planning grant for the Berkeley Unified School District.

With \$1 million set aside from Measure U1 funds collected in 2017, 2018 witnessed the start of Berkeley's Small Sites Program, focused on the acquisition and renovation of small, multifamily rental properties with up to 25 units. In 2019 the City awarded \$950,000 in Small Sites Program funds to the Bay Area Community Land Trust for the renovation of the eight unit Stuart Street Apartments, targeted for Berkeley Residents making up to 80 percent of Area Median Income.

In November 2018, Berkeley voters approved Measure O and Measure P. Measure O authorizes the issuance of \$135 million of general obligation bonds to finance the acquisition and improvement of real property for the purpose of constructing, rehabilitating, or preserving affordable housing for low-, very low-, median-, and middle- income individuals and working families, including teachers, seniors, veterans, homeless students, people of with disabilities, and other vulnerable populations. Measure P increases the tax on the transfer of real property from one and a half percent to two and a half percent

for property sales and transfers over \$1.5 million to fund general city purposes and the establishment of a homeless services panel. Measure P will likely yield \$6 to \$8 million per year and has stated goals that include funding the rehousing of homeless individuals, as well as mental health needs and other wrap around services.

The City is planning on an initial issuance of Measure O bonds totaling \$30 million in early 2020. The City Council decided to make those funds available through the Housing Trust Fund program guidelines. Measure O and other available funds, including the City's balance of HOME funds, will go to two affordable housing projects with existing fund reservations—2012 Berkeley Way and 1601 Oxford Street—and additional projects selected in a 2019 Request for Proposals process. When completed, 1601 Oxford Street will be a 37-unit rental housing facility primarily for low income seniors and homeless households and 2012 Berkeley Way will include 142 permanent affordable housing units, for very low-income and formerly homeless families and individuals, as well as 32 men's shelter beds and 12 beds for homeless veterans.

In the 2016 election Alameda County passed Measure A1, a \$580 million bond to expand and preserve affordable housing options for renters and homeowners. The bond allows expenditures for down payment assistance, housing preservation loans, homeowner development programs, and the development of new affordable housing. The City received an allocation of about \$15 million in A1 funds, which it awarded to Grayson Apartments (22 affordable units) and 2012 Berkeley Way (described above). Berkeley projects were also able to compete for funds in a North County pool, and the Berkeley Way and 1601 Oxford projects also received A1 funds.

Provide an assessment of units expected to be lost from the affordable housing inventory for any reason, such as expiration of Section 8 contracts.

No units are expected to be lost. As required by the State in its Housing Element, the City identified five developments containing 297 restricted units as being at risk since they are in annual renewals of their Section 8 contracts and have no other restrictions on their affordability. However, most of these properties are owned by mission-oriented non-profit organizations and the City does not have any evidence that the owners of any of these properties have any intention of converting to market rate. Of course, all of these properties would be at risk in the event of federal policy changes that reduced or eliminated Section 8 subsidies for these properties. The City informally monitors the status of these developments:

- Bonita House – 2 restricted units;
- Lawrence Moor Manor – 46 restricted units;
- Stuart Pratt Manor – 44 restricted units;
- Redwood Gardens – 169 restricted units; and
- Rosewood Manor – 36 restricted units.

Does the availability of housing units meet the needs of the population?

Despite the City's commitment to investing in affordable housing, and the many projects and programs that the City has supported, there is not enough affordable housing to meet the needs of the population in Berkeley, throughout the Bay Area and in coastal California. In the November 2018 Measure O ballot language, the City set a goal of achieving 10 percent reserved affordable housing by 2030. The combined funds of Measures U1, O, P and the existing Housing Trust Fund seek to meet this new goal by leveraging county, state and federal funds.

The Bay Area, including Berkeley, has some of the highest housing costs in the country. Real estate website Zillow.com, using data from September 30, 2019, estimates the median rent price in Berkeley to be \$3,775, which is higher than the San Francisco-Oakland-Hayward Metro Median of \$3,400. Using additional data from that time period, Zillow.com lists Berkeley's median listing price for single family homes is at \$998,000, and the median purchase price is actually \$1,256,000. These prices do not reflect a market that includes homes easily within reach for those working minimum wage jobs or extremely low, very low, and low income households. The jump in price from the listing price to the purchase price reflects multiple bids and a competitive market.

Part of the challenge contributing to the high cost and housing demand is that the regional housing supply has not grown to meet the regional job economy. According to the San Francisco Planning Urban Research Association (SPUR), as of early 2016, the Bay Area economy had added 480,000 private-sector jobs over the previous five years, but only 50,000 housing units.

In addition to the ongoing needs for housing for extremely low, very low, and low income households, there is evidence that housing is becoming unaffordable for even households above low income levels. As one example of the local affordability issues, it is very difficult to find housing units for rent at HUD's Fair Market Rents (FMR) in Berkeley, impacting the City's Shelter Plus Care program and the Berkeley Housing Authority's (BHA) Housing Choice Voucher program. BHA reports a 49 percent success rate in leasing up. This means that only 49 percent of vouchers issued in the past 12 months were able to find a unit in Berkeley. The City has also heard from the BHA and social services providers that there are not enough accessible units which are affordable, even for Housing Choice Voucher holders.

New housing developments along the traditional downtown retail corridors are providing market rate housing for higher income residents. Several multi-unit housing projects have recently been entitled or begun construction, including the 12-story apartments at 1951 Shattuck Avenue with 156 units, the Logan Park Apartments at 2352 Shattuck Avenue (204 units), the 2067 University Avenue project with 99 units, and the Aquatic Shattuck at 2628 Shattuck Avenue with 78 units and 2,000 square feet of retail. Each of these projects are anticipated to lease up quickly, with strong demand driven by regional economic growth as well as the increasing student population at UC Berkeley. As of September 2019, there are 2,458 additional housing units (in 36 distinct projects) in the development pipeline (currently under construction, or seeking approval of building permits or land use permits). This represents an

eight percent increase from the number of units that were entitled or under construction as of December 2018 (2,268).

Describe the need for specific types of housing:

The 2013-2017 ACS data shows that 42.3 percent of all occupied households (of 45,515 households) in the City are paying too much for their housing costs. A closer look at the data shows the burden is greater for renters (56.1 percent) than owners with mortgages (35.1 percent). This shows the City has a large need for affordable rental units.

As mentioned above, affordable and accessible units have been identified as a need by the BHA. The vast majority of units housing current Section 8 program participant households are 1- and 2-BR units (approximately 80 percent). The remaining 20 percent of the housing stock utilized by our participating households are Studios (nine percent); 3-BRs (10 percent); and 4 BR units (two percent). This aligns with the City's current rental housing stock with about 53 percent of it consisting of studios and one-bedrooms, although many of them do not have rents affordable at HUD's FMR and thus not available to Housing Choice Voucher holders.

Discussion

Affordable housing units of all types are needed to meet local housing needs.

MA-15 Housing Market Analysis: Cost of Housing - 91.210(a)

Introduction

The very high cost of housing is Berkeley's most critical housing issue and creates the most pressing housing need. Data in this section below show that the median home value increased two percent from 2009 to 2015, and the median contract rent rose 23 percent during this same time period. While this data reflects valuations for those years, it does not reflect the current housing market, where market resale prices have far exceeded older home tax valuations. According to Zillow.com, the median sales price percent change from December 2013 to September 2019 actually demonstrated a 42 percent increase. Similarly, Zillow.com's December 2013 to September 2019 median rental data demonstrates an 18.1 percent increase in rent. These increases far outpace the cost of living.

While incomes have increased, they have not kept pace with housing costs. According to the National Housing Conference's 2018 *Paycheck to Paycheck* report (https://www.nhc.org/wp-content/uploads/2019/04/P2P2018_Final.pdf) within Metro rankings, the San Francisco-Oakland-Hayward metropolitan area (which includes Berkeley) is now the most expensive rental market in the nation, and the most expensive ownership market. A 2019 study by the San Francisco Bay Area Planning and Urban Research Association (SPUR) with the Concord Group (<https://www.spur.org/news/2019-02-21/how-much-housing-should-bay-area-have-built-avoid-current-housing-crisis>) found that since 2000, the Bay Area should have added 1.05 million housing units. Instead, only 380,000 units were built during this time — 316,000 market rate and 42,000 subsidized affordable units. This means the region fell short by 700,000 housing units. The study additionally found that since the 1990s, the Bay Area's median income has grown rapidly from close to \$60,000 per year to close to \$90,000 (unadjusted for inflation in 2018). While the region became 50 percent wealthier, with the majority of those with higher incomes arrived from outside the region and wealthier new residents outcompeted existing residents in the constrained housing market. This fast paced competition has led to the conditions demonstrated in the Needs Assessment section of this document, particularly in regards to Housing Cost Burdens.

Cost of Housing

	Base Year: 2009	Most Recent Year: 2015	% Change
Median Home Value	724,100	741,900	2%
Median Contract Rent	1,058	1,303	23%

Table 38 – Cost of Housing

Data Source: 2005-2009 ACS (Base Year), 2011-2015 ACS (Most Recent Year)

Rent Paid	Number	%
Less than \$500	2,705	10.3%
\$500-999	5,825	22.1%
\$1,000-1,499	8,245	31.3%
\$1,500-1,999	5,265	20.0%
\$2,000 or more	4,290	16.3%
Total	26,330	100.0%

Table 39 - Rent Paid

Data Source: 2011-2015 ACS

Housing Affordability

% Units affordable to Households earning	Renter	Owner
30% HAMFI	2,340	No Data
50% HAMFI	5,590	225
80% HAMFI	11,430	445
100% HAMFI	No Data	834
Total	19,360	1,504

Table 40 – Housing Affordability

Data Source: 2011-2015 CHAS

Monthly Rent

Monthly Rent (\$)	Efficiency (no bedroom)	1 Bedroom	2 Bedroom	3 Bedroom	4 Bedroom
Fair Market Rent	1,540	1,855	2,329	3,219	3,946
High HOME Rent	1,369	1,468	1,763	2,028	2,243
Low HOME Rent	1,017	1,090	1,307	1,510	1,685

Table 41 – Monthly Rent

Data Source: HUD FMR and HOME Rents

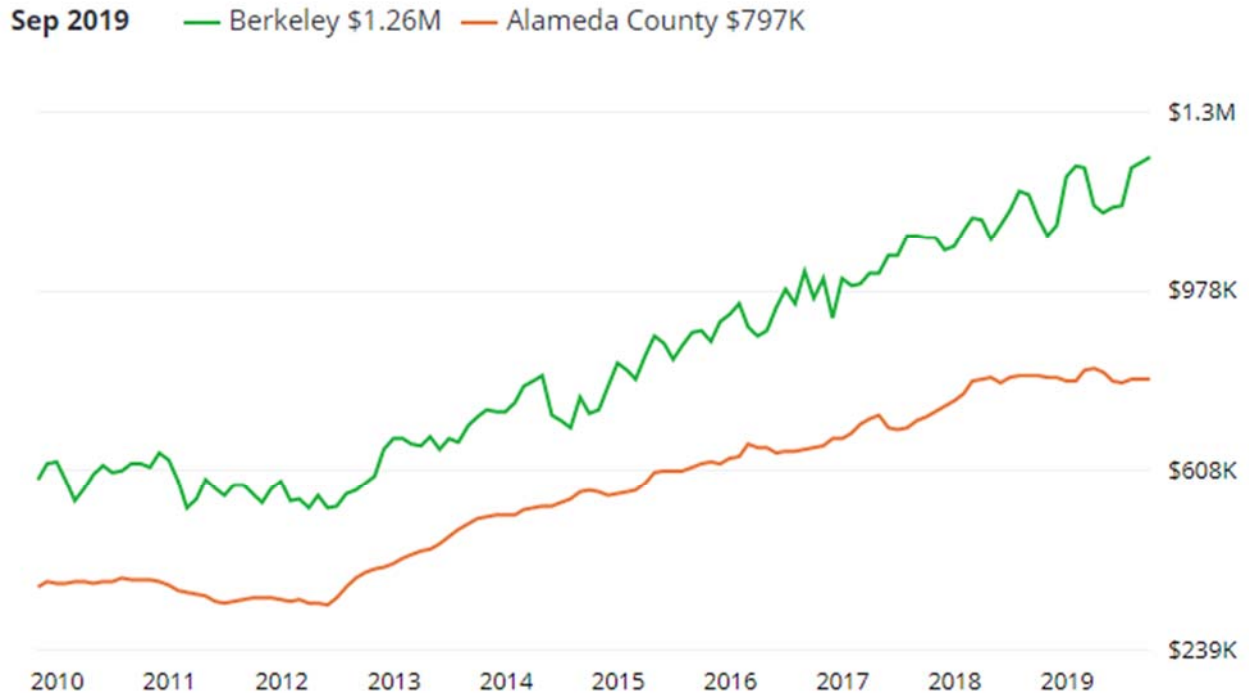


Figure 3 - Median Home Sales Price (all for sale home types), Berkeley and Alameda County, 2010-2019

Source: <https://www.zillow.com/berkeley-ca/home-values/>

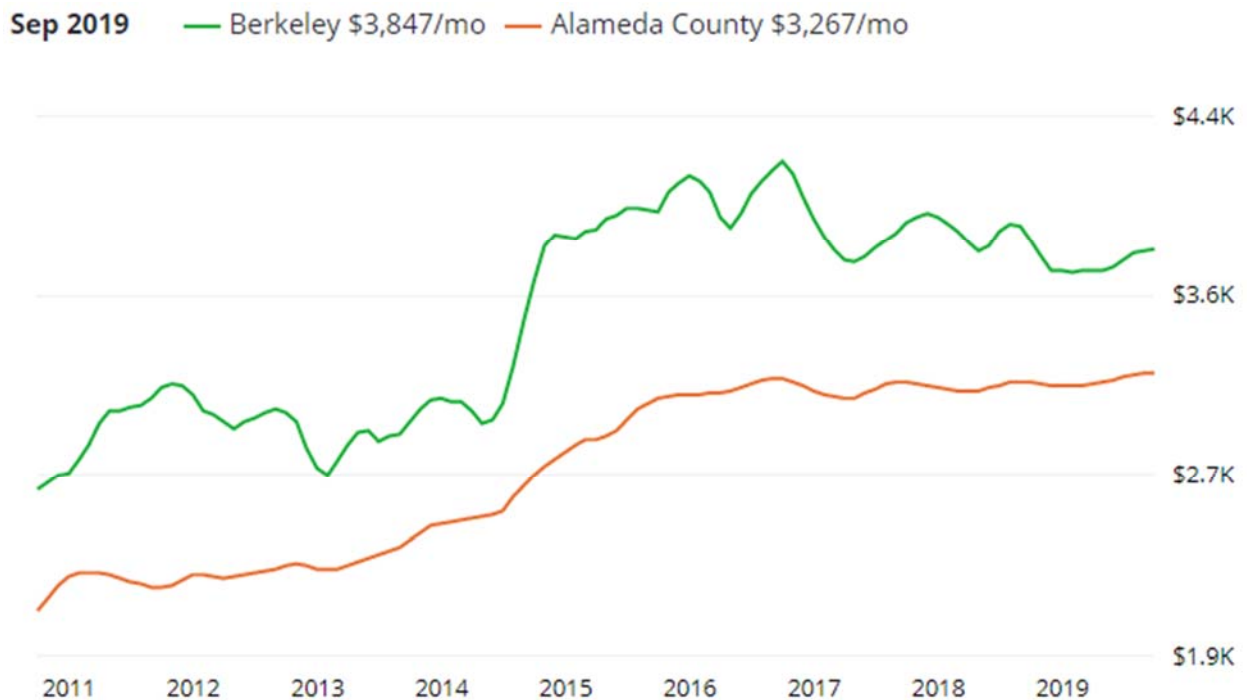


Figure 4 - Median Rental Prices (all unit types), Berkeley and Alameda County, 2010-2019

Source: <https://www.zillow.com/berkeley-ca/home-values/>

Is there sufficient housing for households at all income levels?

There is probably not sufficient housing for households at all income levels, evidenced by Berkeley being situated within the metro area with the nation's highest rents and home prices combined with a historically low vacancy rate.

How is affordability of housing likely to change considering changes to home values and/or rents?

Given recent trends in the Bay Area, it is likely that home values and rents will continue to increase. Berkeley's homeownership market remains particularly stable and attractive. Despite Zillow.com's 2019 predictions that foreclosures will be a factor impacting home values in the next several years, in Berkeley 0.0 homes are foreclosed per 10,000, which is lower than the San Francisco-Oakland-Hayward Metro value of 0.1 and lower than the national value of 1.2 (<https://www.zillow.com/berkeley-ca/home-values/>). Mortgage delinquency, a frequent indicator of potential foreclosure is a fraction of one percent (0.2%) in Berkeley, compared to the national value of just over one percent (1.1%). Nationally, as a result of the recession, home values fell by more than 20 percent from their peak in 2007 until their trough in late 2011, with many homeowners now underwater on their mortgages. Dips in home values adjusted relatively quickly after the recession in Berkeley and remain high. The percent of Berkeley homeowners underwater on their mortgage is less than one percent (0.9%), which is lower than San Francisco-Oakland-Hayward Metro at almost three percent (2.7%). This homeowner resiliency is a byproduct of high wage earners currently holding the recently sold market rate homes within Berkeley, with the continually increasing prices discussed in the prior section (\$1.26 million median sales price in September 2019).

Rental stock in Berkeley, both market rate and affordable, will significantly increase if currently entitled projects are occupied in the next two years, but the demand will remain high. As mentioned in the Needs Assessment, the University of California at Berkeley increased student enrollment by 11,000 students from original projections of enrollment from 2005-2020. The influx of students from 2005-2020, which is far greater in number than newly constructed university housing units, will continue to impact competition for rental units within the City.

Trends in regional job growth additionally point to sustained or increasing housing costs. According to the Center for the Continuing Study of the California Economy (<http://www.bayareaeconomy.org/bay-area-job-watch-33/>), a program of the Bay Area Council Economic Institute, 2018 Bay Area labor force participation rates were at record levels as residents who had previously dropped out of the workforce found eager employers. Job growth is continuing despite the lack of affordable housing, and the region has seen a notable increase in out migration (a result of the high housing costs) and an increase in high wage foreign migration.

How do HOME rents / Fair Market Rent compare to Area Median Rent? How might this impact your strategy to produce or preserve affordable housing?

Berkeley's Area Median Rents are higher than the HOME rents and Fair Market Rents. Services providers have difficulty identifying units for Shelter Plus Care certificate holders within Berkeley. In addition, Area Median Rents are continuing to rise.

The annual Average Market Rents table produced by the City's Berkeley Rent Stabilization Board shows the average market rents for new tenancies in units subject to rent stabilization from 1998 to 2018. The table showing median rents for new tenancies for 2018 is below

([General/INFO Market%20Medians%20Report%20for%20Q3%20and%20Q4%20of%202018.pdf](#)). The City's affordable housing strategy has and continues to emphasize producing and preserving affordable housing.

2018 (new tenancies)										
#BR	1 st Q 2018		2 nd Q 2018		3 rd Q 2018		4 th Q 2018		12/31/2018 (Year)	
	Rent	#Units	Rent	#Units	Rent	#Units	Rent	#Units	Rent	#Units
Studio	\$1,600	135	\$1,800	328	\$1,895	344	\$1,798	102	\$1,800	999
1 BR	\$1,950	223	\$2,295	592	\$2,195	590	\$2,150	171	\$2,195	1,646
2 BR	\$2,504	116	\$3,150	574	\$2,900	401	\$2,800	116	\$2,990	1,287
3 BR	\$3,150	20	\$4,066	113	\$3,900	75	\$3,438	16	\$3,900	241

Figure 5 – 2018 New Tenancies

Source: Market Medians: January 1999 through December 2018, Berkeley Rent Stabilization Board Report, March 21, 2019

Discussion

In addition to rising housing costs, Berkeley has experienced rising costs for producing affordable housing. According to the *2019 International Construction Market Survey* by Turner and Townsend (<http://www.turnerandtownsend.com/en/perspectives/international-construction-market-survey-2019/#>), the Bay Area currently has the most expensive construction costs in the nation, with the average construction cost per square foot at \$416. The next most expensive city is New York, at an average of \$368 per square foot. Especially given the limited amount of HOME funding the City now receives, these high development costs require developers to pursue multiple, highly competitive sources of funding which can take years to assemble. New State of California housing programs, new County funds, and new local funds have dramatically improved the affordable housing funding climate in the past few years, but high costs and assembling multiple sources still remain challenging for local affordable housing developers. Prior to the waiver of HOME commitment deadlines, using HOME was very challenging for the City. The City does not receive enough HOME funds to fund new construction at the needed levels, and smaller rehabilitation projects are often not feasible due to HOME rehab scope and affordability requirements. Federal waiver of commitment deadlines and having local bond funds

available for a pipeline of projects have helped greatly. When the deadlines are reinstated, the City may need to explore using HOME funds for Tenant Based Rental Assistance to avoid the risk of recapture.

MA-20 Housing Market Analysis: Condition of Housing – 91.210(a)

Introduction

As previously mentioned, most of Berkeley's buildings were constructed between 1875 and 1940 with almost half of all Berkeley's housing stock consisting of single-family units. Of the multi-family units, 7,765 units (or 16 percent) are in buildings with 20 or more units. The age of the housing stock in Berkeley is much older when compared to other areas. Ninety-four percent of Berkeley's housing stock was built before 1979, compared to 81.1 percent in neighboring Oakland (<http://www.acphd.org/media/500604/health,%20housing%20in%20oakland.pdf>). Despite the prevalence of older units in Berkeley, the City's housing stock is in very good condition. This is likely due to the amount of owner-occupied units, single-family units, and high property values.

Over time the City has implemented a variety of programs to upgrade the quality of housing units in the City, including home rehabilitation loan programs and the Rental Housing Safety Program. Based on the experience with these programs, the rapid increase in property values in Berkeley over the last decade coupled with the availability of home equity loans for home rehabilitation, the City believes a very small number of housing units in Berkeley have significant rehabilitation needs.

Definitions

The City of Berkeley uses HUD's Housing Quality Standards (HQS) to define "standard condition" for units in the rental assistance programs. HQS consists of the following thirteen performance requirements: sanitary facilities; food preparation and refuse disposal; space and security; thermal environmental; structure and materials; interior air quality; water supply; lead-based paint; access; site and neighborhood; sanitary condition; and smoke detectors. For example, the dwelling unit must have suitable space and equipment to store, prepare, and serve food in a sanitary manner in order to satisfy the performance requirement for food preparation and refuse disposal.

This table displays the number of housing units, by tenure, based on the number of "conditions" the units has. Selected conditions are similar to housing problems in the Needs Assessment and are 1) lacks complete plumbing facilities, 2) lacks complete kitchen facilities, 3) more than one person per room, and 4) cost burden greater than 30 percent. The table also calculates the percentage of total units that the category represents.

Condition of Units

Condition of Units	Owner-Occupied		Renter-Occupied	
	Number	%	Number	%
With one selected Condition	5,720	29%	12,985	49%
With two selected Conditions	75	0%	765	3%
With three selected Conditions	0	0%	120	0%
With four selected Conditions	0	0%	0	0%
No selected Conditions	13,790	70%	12,465	47%
Total	19,585	99%	26,335	99%

Table 42 - Condition of Units

Data Source: 2011-2015 ACS

Year Unit Built

Year Unit Built	Owner-Occupied		Renter-Occupied	
	Number	%	Number	%
2000 or later	325	2%	2,210	8%
1980-1999	895	5%	2,505	10%
1950-1979	2,905	15%	10,570	40%
Before 1950	15,465	79%	11,055	42%
Total	19,590	101%	26,340	100%

Table 43 – Year Unit Built

Data Source: 2011-2015 CHAS

Risk of Lead-Based Paint Hazard

Risk of Lead-Based Paint Hazard	Owner-Occupied		Renter-Occupied	
	Number	%	Number	%
Total Number of Units Built Before 1980	18,370	94%	21,625	82%
Housing Units build before 1980 with children present	473	2%	159	1%

Table 44 – Risk of Lead-Based Paint

Data Source: 2011-2015 ACS (Total Units) 2011-2015 CHAS (Units with Children present)

Vacant Units

	Suitable for Rehabilitation	Not Suitable for Rehabilitation	Total
Vacant Units	Not Available	Not Available	Not Available
Abandoned Vacant Units	Not Available	Not Available	Not Available
REO Properties	Not Available	Not Available	Not Available
Abandoned REO Properties	Not Available	Not Available	Not Available

Table 45 - Vacant Units

Data Source Comments: Data not available.

Vacancy Rates

The original Vacant Units Table above generated by HUD using CHAS data does not include any information on vacancy rates. Information from the 2015 Housing Element including available data is represented below.

Because of the high cost of and high demand for housing in Berkeley, vacant and abandoned units have not been a common problem. The City does not track which units are suitable for rehabilitation and which are not. The Planning & Development Department reports anecdotally that virtually any property in Berkeley can be rehabilitated because of the demand and high market prices for housing. Vacancy rates in Berkeley were relatively level at around four percent from 1970-2000 and increased to seven percent in 2010 according to the decennial census.

Since the Bay Area's rapid recovery from the recession, vacancy rates have dropped throughout the region. According to the 2013-2017 ACS 5-year estimates, Berkeley has a homeowner vacancy rate of 0.3 percent and a rental vacancy rate of 2.8 percent. Another data source, The *Comprehensive Housing Market Analysis for Oakland-Hayward-Berkeley* by HUD, based on the end of 2016 (<https://www.huduser.gov/portal/publications/pdf/OaklandCA-comp-17.pdf>), estimated the rental vacancy rate to be at nearly three percent (2.7%) and the sales housing market with an overall estimated vacancy rate of just over half a percent (0.6%).

In many urban areas, a "normal" vacancy rate is about two percent for owner-occupied housing, six to seven percent for rental housing, and about five percent overall. Although it is difficult to pinpoint what an acceptable vacancy rate is, an internet search of "normal vacancy rate" finds numerous references in real estate reports, housing studies, academic research, and other documents to a "normal" vacancy rate for a housing market in balance as being about five percent overall, two percent for ownership housing, and six or seven percent for rental housing. Many ordinances use a five percent long-term vacancy rate as the measure of a healthy rental market.

Occupied Housing Units and Vacancy Rates, 1970 to 2010					
	1970	1980	1990	2000	2010
Number of Housing Units	46,160	46,334	45,735	46,875	49,454
Occupied Housing Units or Households	44,494	44,704	43,453	44,955	46,029
Vacant Housing Units	1,666	1,630	2,282	1,920	3,425
Vacancy Rate	3.6%	3.5%	5.0%	4.1%	6.9%

Figure 6 – Occupied Housing Units and Vacancy Rates

Source: City of Berkeley 2015 Housing Element

Need for Owner and Rental Rehabilitation

As shown by the data above, more than half of Berkeley's housing stock does not have any of the selected quality conditions. Among the housing units that do have any of the reported conditions, high cost compared to the resident's income (cost burden) is by far the most common problem. At the same time, the vast majority of Berkeley's housing stock is more than 30 years old. Due to the age of the housing stock, rehabilitation is often needed to bring the housing up to current standards, particularly in regard to accessibility features for people with disabilities. Because many Berkeley residents are housing cost-burdened, there is also a need for affordable rehabilitation opportunities.

The City supports the rehabilitation of ownership and rental units through a variety of efforts. For ownership units, the City administers the Senior and Disabled Rehabilitation Loan Program. This program provides a zero interest deferred loan to low- and moderate-income senior and disabled homeowners to improve their homes. The City also provides funding to several local non-profit agencies for minor rehabilitation of units owned or rented by low-income households. For rental housing in the Housing Choice Voucher and Shelter Plus Care programs, the units are routinely inspected to ensure they meet HUD's Housing Quality Standard requirements. All rental units in the City participate in the Rental Housing Safety Program. Part of the program is reactive/complaint-based where state-mandated housing code inspections are conducted in response to complaints. Another part of the program is proactive where inspections are performed on randomly selected residential rental properties. The program also has a Safety Certification Checklist which requires owners of rentals to annually inspect their units and certify that specific housing safety standards are being met.

Low income Berkeley residents can also take advantage of Alameda County's Lead Hazard Repair grants. Grants are available for owners of pre-1978 rental and owner-occupied residential properties throughout Alameda County. Income, occupancy and other eligibility requirements apply. Pre-1960 housing units are a priority. Service includes free lead testing, up to \$10,000 per unit for lead hazard repairs, and project assistance to help make your home or property lead-safe.

Estimated Number of Housing Units Occupied by Low or Moderate Income Families with LBP Hazards

From the Number of Households Table (see Needs Assessment), there are 3,635 small family households at or below 80 percent HUD Area Median Family Income (HAMFI) income category and there are 300 large family households in the same income category. Therefore, approximately eight and a half percent of housing units are occupied by low income families. Applying that percentage to the total number of units built before 1980, an estimated 3,400 housing units occupied by low income families may contain Lead-Based Paint (LBP) hazards.

The table above (Table 39) indicates that three percent of housing units built before 1980 contains children in the household. However, the 2013-17 ACS shows there are approximately 8,478 households

with children in the City, or 18.6 percent of households. Therefore, the figures above appear to be too low and are likely incorrect.

The Alameda County Healthy Homes Department (ACHHD) administers HUD-funded lead hazard control grants in Alameda County and since July 1, 2015, has completed lead evaluations at 52 pre-1978 low-income housing units and has made 49 housing units lead-safe at 21 properties. Among the evaluated pre-1978 low-income housing it was found that 51 out of 52 units (98 percent) tested in Berkeley between 2015 and 2019 had lead hazards.

The ACHHD was recently awarded a new 42-month lead hazard control grant which is expected to begin January 1, 2020. The ACHHD will market to and expects to enroll eligible Berkeley properties into the program which will complete 144 units County-wide over the grant period.

Discussion

Generally, Berkeley's housing stock is in very good condition. Needs for rehabilitation are for low income homeowners, rental housing affordable to people with low incomes, and in accessibility improvements.

MA-25 Public and Assisted Housing – 91.210(b)

Introduction

N/A

Totals Number of Units

	Program Type								
	Certificate	Mod-Rehab	Public Housing	Vouchers					
				Total	Project-based	Tenant-based	Special Purpose Voucher		
							Veterans Affairs Supportive Housing	Family Unification Program	Disabled *
# of units vouchers available	0	98	0	1995	300	1695	20	0	40
# of accessible units									

*includes Non-Elderly Disabled, Mainstream One-Year, Mainstream Five-year, and Nursing Home Transition

Table 46 – Total Number of Units by Program Type

Data Source: PIC (PIH Information Center)

Describe the supply of public housing developments:

Describe the number and physical condition of public housing units in the jurisdiction, including those that are participating in an approved Public Housing Agency Plan:

Not applicable. BHA no longer owns the 61 units of former public housing. Via the disposition process, the units were sold to a private developer (Related California) that rehabilitated and will operate the units as permanently affordable housing under the Project-based Vouchers program.

Public Housing Condition

Public Housing Development	Average Inspection Score
Not Applicable	Not Applicable

Table 47 - Public Housing Condition

Describe the restoration and revitalization needs of public housing units in the jurisdiction:

N/A

Describe the public housing agency's strategy for improving the living environment of low- and moderate-income families residing in public housing:

N/A

Discussion:

The Berkeley Housing Authority administers a voucher program only.

MA-30 Homeless Facilities and Services – 91.210(c)

Introduction

The City funds a wide range of homeless programs including 298 year round shelter beds and 30 seasonal shelter beds. After working hours, unfilled beds are filled through an evening Centralized Shelter Reservation Hotline. BOSS Harrison House shelter has 10 beds reserved for Alameda County Behavioral Health Care Services Agency (BHCS). The remaining beds are available to literally homeless individuals and families who have been assessed by the North County Housing Resource Center or the Family Front Door, the Housing Resource Center for literally homeless families.

The City funds 27 transitional housing beds in two programs, and three other programs operate without City funding.

The City funds six programs which provide support services in permanent housing. Four are associated with specific sites, while the others serve tenants renting private apartments using rental subsidies.

Facilities and Housing Targeted to Homeless Households

	Emergency Shelter Beds		Transitional Housing Beds	Permanent Supportive Housing Beds	
	Year Round Beds (Current & New)	Voucher / Seasonal / Overflow Beds	Current & New	Current & New	Under Development
Households with Adult(s) and Child(ren)	56		15 beds (5 units)	35	2
Households with Only Adults	242	30	49	224	53
Chronically Homeless Households		0	0	206	53
Veterans	0	0	22	10	0
Unaccompanied Youth	0		12	10	0

Table 48 - Facilities and Housing Targeted to Homeless Households

Data Source Comments: City of Berkeley

Note: There is no Consolidated Plan generated Table 44 for Berkeley.

Provider Name	Address	Program Name	Population	Family Beds	Individual Beds	Year Round	Seasonal Only
Berkeley Food and Housing Project	2140 Dwight Way	Men's Housing Program	Single Males		32	32	0
Berkeley Food and Housing Project	2140 Dwight Way	Women's Housing Program	Single Females		32	32	0
Building Opportunities for Self Sufficiency	711 Harrison House	Harrison House	Single Males and Females and Families	56 (18 families)	50	106	0
Dorothy Day House	1931 Center Street	Veteran's Building Shelter	Single Males and Females		53	53	0
Dorothy Day House	2134 Martin Luther King Jr Way	Emergency Storm Shelter	Single Males and Females		30	0	30
Covenant House	1744 University	YEAH!	Single Males and Females (18-25 year olds)		30	30	0
Bay Area Community Services	2nd and Cedar	Pathways Stair Center	Single Males and Females		45	45	
				56	272	298	30

Figure 7 – Current Inventory: Emergency Shelters

Source: City of Berkeley, Housing and Community Services Division

Provider Name	Address	Program Name	Population	Family Beds	Individual Beds	Year Round
Berkeley Food and Housing Project	2140 Dwight Way	Veteran's Program	Single Males		12	12
Bonita House	1410 Bonita Street	Bonita House	Single Males and Females		15	15
Fred Finch Youth Center	3404 King Street	Turning Point	Single Males and Females		12	12
Resources for Community Development	1621 Ashby	Ashby House	Single Veterans		10	10
Women's Daytime Drop-in Center	2218 Acton Street	Bridget House	Families	15 beds (5 units)		12
				15	49	61

Figure 8 – Current Inventory: Transitional Housing

Source: City of Berkeley, Housing and Community Services Division

Provider Name	Address	Project Name	Population	Units	Beds/Rooms
Satellite Affordable Housing Associates	Berkeley	Peter Babcock House	Single Males and Females		5
Satellite Affordable Housing Associates	Berkeley	Harmon Gardens	Single Males and Females	15	
Berkeley Food and Housing Project	Berkeley	Russell Street Residence	Single Males and Females		17
Berkeley Food and Housing Project	Berkeley	Russell Street Residence Annex	Single Males and Females		4
Bonita House	Berkeley	Channing Way Apts	Single Males and Females		4
Bonita House	Berkeley	Pathways	Single Males and Females		7
Bonita House	Oakland	Pathways	Single Males and Females	4	4
Bonita House	Berkeley	SIL Hearst Apartments	Single Males and Females		12
City of Berkeley	Tenant Based Rental Assistance	Square One	Single Males and Females	6	
City of Berkeley	Tenant Based Rental Assistance(TBRA)	Shelter Plus Care - TBRA	Single Males and Females and Families	150	
City of Berkeley	Tenant Based Rental Assistance(TBRA)	COACH Project	Single Males and Females	86	
City of Berkeley	Berkeley	McKinley House	Single Males and Females	7	
City of Berkeley - Berkeley Housing Auth	Tenant Based Rental Assistance	Non-elderly Disabled (NED)	Single Males and Females and Families	30	
Northern California Land Trust	Berkeley	Haste House	Single Males and Females		7
Resources for Community Development	Berkeley	Supportive Housing Network	Single Males and Females		14
Resources for Community Development	Berkeley	Erna P. Harris Court	Single Males and Females	35	
Resources for Community Development	Berkeley	Oxford Plaza	Single Males and Females	4	
Resources for Community Development	Berkeley	U.A. Homes	Single Males and Females	0	74
			Total	337	148

Notes: Affordable rental housing is listed by the number of units. Developments providing congregate (shared kitchens, baths) housing are listed by the number of beds/rooms. There are other permanent housing developments in Berkeley that may be affordable to people who are homeless and offer some level of social services to residents which are not listed here. This table lists only developments/projects specifically targeted toward people who are homeless at entry. *Shelter Plus Care households are 86% adults and 14% families as of PY19.

Figure 9 – Current Inventory: Permanent Supportive Housing

Source: City of Berkeley, Housing and Community Services Division

Describe mainstream services, such as health, mental health, and employment services to the extent those services are used to complement services targeted to homeless persons

All homeless agencies rely in part on mainstream services to meet the needs of their clients. Berkeley has its own Mental Health Division that accepts referrals from homeless providers and outreaches to homeless people living on the streets. Berkeley is also home to Lifelong Medical Care and provides funding for Lifelong to serve low-income residents, including those who are homeless. In addition, the City funds Lifelong to provide services to formerly homeless people living in permanent housing in Berkeley. The City also funds both benefits advocacy services. It also funds employment training and placement services that can be accessed by people who are homeless. More information about the mainstream services accessed by homeless services providers is provided in Section SP-60.

List and describe services and facilities that meet the needs of homeless persons, particularly chronically homeless individuals and families, families with children, veterans and their families, and unaccompanied youth. If the services and facilities are listed on screen SP-40 Institutional Delivery Structure or screen MA-35 Special Needs Facilities and Services, describe how these facilities and services specifically address the needs of these populations.

All homeless housing and service programs in Berkeley may be serving people who are chronically homeless. In PY18, 56% of the people served by shelters and transitional housing programs were chronically homeless individuals. The 2019 homeless count (the last count from which Berkeley-specific data is available) found that chronically homeless people were 34 percent of the City's homeless population and most agencies have experience serving people who are chronically homeless.

Berkeley has five City-operated programs serving primarily people who are chronically homeless:

- The Shelter Plus Care Collaborative Opportunity to Address Chronic Homelessness (COACH) grant, provides tenant-based rental assistance to a minimum of 87 chronically homeless single adults who are frequent users of emergency services, or have repeated contacts with law enforcement.
- The Shelter Plus Care Housing Opportunity for Older Adults (HOAP) Project also specifically targets chronically homeless single adults. This grant provides a minimum of 14 tenant-based subsidies for chronically homeless adult aged 55 and older who receive services through the City's Aging Services Division. In FY19, the City received approval to consolidate its HOAP grant with the below Tenant Based Rental Assistance grant described below.
- The Shelter Plus Care Tenant-Based Rental Assistance provides rental assistance to a minimum of 129 households, either families or single adults, and prioritizes households that meet the HUD criteria for being chronically homeless, but the grant allows some flexibility to serve households who are homeless and disabled who may not meet the strict criteria for being chronically homeless. All newly referred participants must meet HUD's chronic homeless definition.

- The Shelter Plus Care Alameda County Collaborative grant is a tenant-based rental assistance grant in partnership with Alameda County that serves a minimum of 15 households with a disabling condition related to HIV/AIDS, and prioritizes people who are chronically homeless.
- The Shelter Plus Care Supportive Housing Network is a sponsor-based grant with Resources for Community Development as the project sponsor. The grant primarily serves 15 chronically homeless single adults who reside at one of two sites owned and managed by RCD.
- The Square One program, which combines a locally funded housing subsidy with services provided by Berkeley service providers. The City of Berkeley invests more than \$407,000 each year in services for transition age youth. The City has 30 year-round shelter beds for homeless TAY (YEAH! Shelter), 12 transitional housing beds (Fred Finch Youth Center) and 10 permanent supportive housing units (Harmon Gardens).

Through the Mental Health Division, the City has contracted with Youth Engagement, Advocacy, Housing (YEAH!) for \$101,978, to provide services, supports, and/or referrals to Transition Age Youth (TAY) with serious mental illness who are homeless or marginally housed and not currently receiving services in its TAY Support Services. This program is part of the City's Mental Health Services Act (MHSA) implementation.

The Berkeley Food and Housing Project has 12 transitional housing beds for single homeless male veterans and provides case management services during the day and shelter at night. In addition, Ashby House, owned by Resources for Community Development and operated by Operation Dignity provides 7 units of transitional housing for homeless veterans.

MA-35 Special Needs Facilities and Services – 91.210(d)

Introduction

As previously discussed in the Needs Assessment, the special needs population consists of persons who are not homeless but require supportive housing and services for various reasons. This population includes (but is not limited to) persons with mental, physical, and/or developmental disabilities; the elderly and frail elderly; persons with alcohol or other drug addiction; persons with HIV/AIDS and their families; victims of domestic violence, dating violence, sexual assault, and stalking; and transitional age youth.

Including the elderly, frail elderly, persons with disabilities (mental, physical, developmental), persons with alcohol or other drug addictions, persons with HIV/AIDS and their families, public housing residents and any other categories the jurisdiction may specify, and describe their supportive housing needs

The City of Berkeley's Aging Services Division, part of the Health, Housing & Community Services (HHCS) Department, operates two senior centers and offers a variety of computer classes, seminars, and social events for adults 55 years of age and older. The Aging Services Division offers lunch at the two senior centers, delivers meals to homebound seniors through their Meals on Wheels Program, and provides consultation/referral services via the Social Services Unit. The City also funds the following programs:

- Japanese American Services of the East Bay, Senior Services
- Easy Does It Emergency Services, Senior Paratransit Services

The City of Berkeley's Mental Health Division (also part of HHCS) provides mental health prevention and intervention services with a focus on high-risk adult, youth, and families. Working closely with other City departments and community partners, the City's Mental Health Services Division provides programs for people in crisis, people with serious mental illnesses and disabilities, people in need of mental health or related social services, and children, teens, and families experiencing emotional difficulties. The division is also one of a number of agencies providing services for participants in Berkeley's Shelter Plus Care Program. Their assistance allows seriously mentally ill adults who are homeless, frequently chronically homeless, to become permanently housed with ongoing support.

In addition to the work of the Mental Health Division, the City has funded the following programs for people with disabilities using a combination of federal and local funds. These programs serve primarily non-homeless people but do not prohibit participation by people who are homeless. Programs include:

- Bay Area Outreach and Recreation Program: Recreational Services for Persons with Disabilities;
- Berkeley Place: Deaf Services;
- Bonita House: Creative Wellness Center;
- Center for Independent Living: Residential Access Project for Disabled;
- Easy Does It: Emergency Services for Severely Disabled Transportation Program; and

- Through the Looking Glass: Parenting and Education Programs.

The City funds the following programs for people with alcohol and drug addiction:

- Bonita House: Case Management Tied to Permanent Housing;
- Lifelong Medical Care: Acupuncture Detox Clinic; and
- Options Recovery Services: Transitional Housing.

The City funds the following program for victims of domestic violence:

- Family Violence Law Center: Family Violence and Homelessness Prevention

The City of Berkeley's Public Health Division provides HIV/AIDS services. The services at the public health clinic include HIV education, counseling, "opt-out" testing (conventional and Rapid HIV testing) and referral services to minimize the spread of HIV infection. For all newly positive HIV clients and for HIV + clients who have fallen out of medical care we provide a warm hand off to one of the HIV Care Clinics in the East Bay. The Public Health Division also conducts AIDS/HIV case surveillance.

Describe programs for ensuring that persons returning from mental and physical health institutions receive appropriate supportive housing

The Alameda County-wide Continuum of Care (CoC) provides several programs to ensure persons returning from mental and physical health institutions receive appropriate supportive housing.

Persons are not routinely discharged from health care facilities into homelessness, and the CoC worked with a variety of health care institutions to reduce discharges into literal homelessness. California recently enacted Senate Bill (SB) 1152 that outlines requirements of hospitals and emergency departments related to the care and discharge of homeless patients. The Alameda County Health Care Services Agency (HCSA), a member of the HUD CoC, convened several work group sessions on the new legislation in partnership with the Northern California Hospital Council and its members. The sessions focused on improving collaboration and coordination among the CoC and community-based agencies including training and information sharing on coordinated entry processes. The County and hospitals have established several medical respite/recuperative care programs for homeless patients exiting emergency departments and hospitals with a large project in the planning phases on formal federal land. The County also established a locally funded housing subsidy pool to provide permanent housing subsidies for high priority homeless patients in Skilled Nursing Facilities and hospitals. Finally, Alameda County actively participates in a Medicaid waiver program focused on expanding resources and collaboration among health and housing providers to address homelessness.

The CoC works with Housing Services Office of Behavioral Health Care Services (BHCS) to improve discharge planning from mental health facilities. To that end, the Housing Services Office, with coordination by the CoC created a homelessness prevention/rapid re-housing fund, modeled after and

delivered in partnership with the Homeless Prevention and Rapid Re-Housing Program. The fund has been used to help hospitalized persons continue to pay rent so units are not lost, or to obtain units upon exit from the facility. The CoC worked with permanent supportive housing providers to develop protocols allowing tenants hospitalized for more than 30 days to retain their units. The CoC and the Housing Services Office trained staff on how to assess patients' housing needs and assist in resolving them as part of discharge planning, utilizing the Office's centralized housing resource database and webpage. BHCS also contracts for dedicated emergency hotel beds for use while ACT teams work on locating permanent housing. BHCS also pays subsidies for licensed residential care facilities to which people routinely exit and expanded this program over the past year. BHCS is also working on a new crisis and transitional residential program for homeless individuals with a serious mental illness.

Specify the activities that the jurisdiction plans to undertake during the next year to address the housing and supportive services needs identified in accordance with 91.215(e) with respect to persons who are not homeless but have other special needs. Link to one-year goals. 91.315(e)

The City of Berkeley will continue to fund public services, housing rehabilitation, public facility renovations and other housing services with federal funds in PY20. See the Strategic Plan and Annual Action Plan for more detail.

For entitlement/consortia grantees: Specify the activities that the jurisdiction plans to undertake during the next year to address the housing and supportive services needs identified in accordance with 91.215(e) with respect to persons who are not homeless but have other special needs. Link to one-year goals. (91.220(2))

N/A

MA-40 Barriers to Affordable Housing – 91.210(e)

Negative Effects of Public Policies on Affordable Housing and Residential Investment

To identify potential constraints to housing production, City staff analyzed the specific constraint categories as described in state law and discussed the City's regulations with local developers. Planning and zoning regulations establish rules for how land may be used, thereby limiting the amount of development in a city. Although local ordinances and policies are typically adopted to protect the health, safety, and welfare of residents, they may have the consequence of creating constraints to the development of housing. This consequence may be intentional (as is the case with growth control ordinances) or unintentional (such as with certain zoning requirements).

As described in detail below, most constraints have been addressed by existing City programs. The development record and densities of approved projects are the best evidence that there are not significant constraints to housing production. However, housing policies have been designed to minimize potential constraints including: identification and consideration of options to revise the zoning regulations in lower and medium-density areas for infill developments, consideration of revisions to the accessory dwelling unit regulations, and continued improvement to the development review process.

Density and Development Standards

Density is a key factor in identifying potential constraints to development of housing. The more cities limit density, the fewer units are constructed and, in general, the more expensive they are on a per-unit basis. Most lots in Berkeley are developed and most zoning districts allow residential uses. Thus, housing is allowed in most of the City, except portions of West Berkeley that are developed with and planned for manufacturing uses.

For most zoning districts, residential development standards, such as lot size, setbacks, lot coverage, etc. are similar to standards in other nearby cities. There are not many vacant lots and construction of new single-family dwellings has been limited. Single-family development tends to provide above-moderate income housing, so to the extent that this is a constraint, it is not on the development of affordable units.

Berkeley has numerous medium and high density residential zoning districts. This type of infill development (adding units to developed lots) occurs throughout the City.

As previously indicated, residential growth has concentrated on commercial corridors, with recent development densities ranging from 69 to 202 dwelling units per acre. Since 2014 the state has increased development potential in the Telegraph Commercial district. The Planning Department is actively engaged in the Adeline Corridor Planning Process which is proposing new zoning incentives for on-site affordable housing. The plan and updated zoning are anticipated to be adopted in the first half of 2020. Additionally California Assembly Bill 2923, passed in 2019, requires adopting updated zoning on all BART properties. This will affect both Ashby BART station and North Berkeley BART Station.

While the flexibility of Berkeley's zoning ordinance and the lack of specific density standards may be seen as providing less certainty than more traditional zoning, it is clear from the record of development that specific density standards are not needed to produce housing of sufficient density to be financially feasible and attractive to developers. However, while the zoning ordinance includes five multi-family zoning districts and the City has seen numerous medium density multi-family development projects, Housing Policy H-34 of the City's *Housing Element* encourages the review the regulation of medium density infill development and to identify and change possible constraints.

Parking

The City's residential parking requirements are generally low and are not a constraint to development. The zoning regulations for mixed-use projects also provide flexibility to the parking standards. For example, the City allows deep parking reductions for projects located Downtown and along major transit corridors. Many mixed-use projects have been built with less than one parking space per dwelling unit. Some have been approved with no parking for the residential component and several Downtown projects that were allowed a parking reduction have discovered that there is less tenant demand than expected.

In addition, Berkeley was one of the first cities in the country to allow double and triple stacks lifts to satisfy the City's residential parking requirements. This can eliminate the need for expensive below-grade parking and/or leave more leasable ground floor area by minimizing the space needed for parking.

In January 2020, new California state legislation, Assembly Bill 881, takes effect, and as noted below, removes parking requirements when near public transportation or when physically replacing an existing garage, car port or covered parking structure. This may continue to ease building restrictions.

Second Residential Units

Provision of small, accessory dwelling units (ADUs) in low density areas can be a good way to add housing units outside of the commercial corridors and higher density residential districts, while also meeting personal or financial needs of property owners. For example, a second unit on a single-family property can provide an opportunity for an older owner to remain at home, either with a caretaker in the second unit or by renting the house to a family and the owner moving into the smaller unit. A 2012 study by UC Berkeley's Center for Community Innovation, *Yes in My Backyard: Mobilizing the Market for Secondary Units* (<http://www.bayareaeconomy.org/files/pdf/AlamedaHousing.pdf>) estimated that 3,628 single family housing units in Berkeley would be eligible for ADUs under existing zoning and that with recommended land use changes 6,040 units would be possible. Due to updates in Berkeley's code we estimate that the number may now be closer to 6,040.

While the City adopted new ADU rules which took effect June 29, 2018, the state of California also recently passed legislation in 2018 and 2019 to ease restrictions to further streamline the building and permitting process. Key changes brought about by the new 2019 state laws, which will be fully

implemented by 2020, include prohibiting parking requirements (when half a mile from transit stops) and impact fees on units smaller than 750 square feet and limiting the permit fees that can be charged to larger ADUs, removing owner-occupancy requirements and allowing for two ADUs on the same property. Berkeley's City Council is currently considering an ADU amnesty program that would assist owners in bringing existing ADUs to code, hoping to encourage new, updated units to come to market.

Demolition Controls

The City regulates demolition of dwelling units to protect the affordable housing supply and existing tenants. In general, the Zoning Adjustments Board (ZAB) may approve a use permit to demolish dwelling units only if the units are replaced by new construction or if the structure is hazardous, unusable or infeasible to repair. However, if elimination of a rent-controlled unit is proposed, the requirements are more stringent.

In 2016 there was an amendment to the municipal code regulating the demolition and elimination of Dwelling Units. The ZAB may allow demolition of a building constructed prior to June 1980 (essentially a controlled rental unit) on a property containing two or more dwelling units if it makes the following findings: 1) the building containing the units is hazardous or unusable and is infeasible to repair; or 2) the building containing the units will be moved to a different location within the City of Berkeley with no net loss of units and no change in the affordability levels of the units; or 3) the demolition is necessary to permit construction of special housing needs facilities such as, but not limited to, childcare centers and affordable housing developments that serve the greater good of the entire community; or 4) the demolition is necessary to permit construction approved.

If this demolition allowance is made by the ZAB, applicants must pay a fee, but the City Council, as of 2019, has not yet determined the amount of that fee. In lieu of a fee, the applicant may provide a unit in the new project at below market rate to a qualifying household in perpetuity. The rate would be set by City Council and would be governed by a regulatory agreement with the City.

The issue is complicated by interpretation of other ordinances, including the Rent Stabilization and Eviction for Good Cause Ordinance, the Relocation Ordinance, and the Ellis Act. Due to the restrictive nature of these exceptions and their interaction with other City ordinances, the controls on demolition of rent-controlled units can be a constraint to development. The afore mentioned update to the code includes a provision to require that if a building is removed from the rental market under the Ellis Act, there must be a 5 year waiting period prior to demolition and the property cannot have verified cases of harassment or illegal eviction in the preceding 3 years. If those conditions are not met, hearing may be heard by the rent Board Hearing Examiner and the Zoning Adjustment Board.

Regarding occupied units under consideration for demolition, the following requirements apply: 1) the applicant provides all sitting tenants notice of the application to demolish the building no later than the date it is submitted to the City; 2) The applicant shall provide assistance with moving expenses 3); the

applicant shall subsidize the rent differential (in a manner approved by the City) for a comparable replacement unit, in the same neighborhood if feasible, until new units are ready for occupancy.

If a demolition applicant proposes to construct a 100 percent affordable housing project, applicants shall provide relocation benefits that conform to state laws. Sitting tenants who are displaced as a result of demolition shall be provided the right of refusal to move into the new building; and tenants of units that are demolished shall have the right of first refusal to rent new below market rate units designated to replace the units that were demolished, at the rent that would have applied if they had remained in place, as long as their tenancy continues. Income restrictions shall not apply to displaced tenants. First right of refusal would also apply to 100 percent affordable units that were not designated to replace displaced tenants' demolished units, but income and other restrictions would apply when the units were ready for occupancy. Demolition regulations regarding Accessory Dwelling Units may be reviewed by City staff in 2020 to ensure compliance with new state legislation.

Berkeley's demolition regulations are not a constraint to housing development, as demolition of units is permissible upon replacement of at least the same number of dwelling units as the demolished structure.

Affordable Housing Incentive Programs

Inclusionary housing was originally adopted as City policy as part of the Neighborhood Preservation Ordinance in 1973 and it was codified in the zoning ordinance in 1987. In 2009, the *Palmer/Sixth Street Properties vs. City of Los Angeles* court ruling found that inclusionary housing requirements on rental developments violate the Costa-Hawkins Rental Act of 1995, thereby invalidating the City's inclusionary requirements for rental housing. In order to continue to provide income-restricted units in Berkeley, Council adopted an affordable housing mitigation fee (AHMF) on new market-rate rental units (Ordinance 7,192-N.S.) on June 28, 2011. The fee was established by an impact fee nexus study, which quantified the need for affordable housing created by the development of new market rate rental housing.

On October 16, 2012, the City Council adopted Resolution 65,920-N.S. setting the fee at \$28,000 and establishing criteria for applying the fee. On February 19, 2013, City Council adopted Resolution 66,015-N.S. which reduced the fee for projects meeting certain benchmarks within the first two years of the program. On October 7, 2014, Council adopted Resolution No. 66,809-N.S. amending Resolution No. 66,015-N.S. to extend the affordable housing mitigation fee discount of \$8,000 for six months to April 16, 2015, requiring projects receiving the discount to obtain needed approval of the Zoning Adjustments Board by April 16, 2017, and directing staff to work with the Planning Commission and the Housing Advisory Commission to complete the new nexus study for possible revisions to the fee.

An updated nexus study for the AHMF which was completed March 25, 2015, found a nexus supporting maximum possible fee of \$84,400 per market rate unit. On July 12, 2016, Council raised the fee to 34,000 per new unit of rental housing. June 27, 2017, Council increased the fee to 37,000 per new unit

of rental housing with a 3,000 discount if paid in full before issuance of building permit. Effective July 1, 2018, the AHMF is \$37,962 per new unit of rental housing, payable at the issuance of Certificate of Occupancy. If the AHMF is paid in its entirety no later than issuance of the building permit, the fee is \$34,884 per new unit of rental housing.

The inclusionary housing ordinance includes both rental and ownership housing, but there has not been an ownership project since 2007. The City is exploring the ownership project with a developer that may be interested in an ownership project.

The AHMF is deposited in the City's Housing Trust Fund. The AHMF applies to new rental housing projects of 5 or more dwelling units (certain types of projects are exempt). An applicant for a development project that is subject to the AHMF may elect to avoid the fee completely by providing 20 percent of the units in the development to qualified households at rental rates affordable to Low-Income and Very Low-Income households (<https://www.cityofberkeley.info/ContentDisplay.aspx?id=74682>). Half of the affordable units must be provided to households with rents and incomes no greater than Low Income (80 percent of Area Median for the household and unit size) and half at Very Low- Income (50 percent of Area Median). If an odd number of affordable units are provided, the majority must be Very Low-Income. In addition, of the total Very Low-Income units, 40 percent of the units must be reserved for holders of Berkeley Housing Authority Section 8 vouchers and 40 percent must be reserved for holders of City of Berkeley Shelter + Care certificates. For projects designating fewer than 20 percent of their total units as affordable, the AHMF will be reduced proportionally.

Between 2015 and 2018, the City's policy led to the construction of a total of 194 below market rate units, including 86 Very Low Income and 17 Low Income units. As mentioned in previous sections, the Housing Trust Fund has recently expanded as a result of voter approved measures, expanding the City's ability to leverage funds to create additional below market rate units.

As demonstrated by development activity in Berkeley, the zoning standards, including density, parking and affordable housing requirements, have not constrained approval of housing projects or development of affordable units. According to a Berkeleyside news publication on March 26, 2019 (<https://www.berkeleyside.com/2019/03/26/the-2019-berkeley-housing-pipeline-map-a-berkeleyside-special-report>), nearly 1,300 units have been built since about 2012, about 90 of which were below-market-rate units; 1,047 are under construction (including 81 below market rate units); 1,444 units have been approved (with about 84 below market rate units); and another 1,252 (with 102 below market rate units) have been submitted. In 2019, an additional 519 units have been approved, are under construction or have been built for seniors, artists, persons with special needs, those who have been homeless and other specialized categories. The residential zoning standards are appropriate for residential areas and flexibility is provided for high density projects on commercial corridors. The affordable housing mitigation fee (AHMF), or provision of on-site units available to Very Low Income Households, has not deterred new residential development as can be seen with the number of applications the City has received and the continued interest in new multi-family construction.

MA-45 Non-Housing Community Development Assets – 91.215 (f)

Introduction

This section covers the economic development needs of the City and provides data regarding the local economic condition.

Economic Development Market Analysis

Business Activity

Business by Sector	Number of Workers	Number of Jobs	Share of Workers %	Share of Jobs %	Jobs less workers %
Agriculture, Mining, Oil & Gas Extraction	348	41	1	0	-1
Arts, Entertainment, Accommodations	5,166	8,264	14	18	4
Construction	1,147	1,432	3	3	0
Education and Health Care Services	7,147	11,341	20	24	5
Finance, Insurance, and Real Estate	2,413	1,717	7	4	-3
Information	2,092	1,566	6	3	-2
Manufacturing	1,776	4,043	5	9	4
Other Services	1,877	3,251	5	7	2
Professional, Scientific, Management Services	6,965	6,037	19	13	-6
Public Administration	0	0	0	0	0
Retail Trade	3,169	6,163	9	13	5
Transportation and Warehousing	635	185	2	0	-1
Wholesale Trade	1,035	1,259	3	3	0
Total	33,770	45,299	--	--	--

Table 49 - Business Activity

Data Source: 2011-2015 ACS (Workers), 2015 Longitudinal Employer-Household Dynamics (Jobs)

Labor Force

Total Population in the Civilian Labor Force	64,085
Civilian Employed Population 16 years and over	58,830
Unemployment Rate	8.19
Unemployment Rate for Ages 16-24	15.25
Unemployment Rate for Ages 25-65	5.71

Table 50 - Labor Force

Data Source: 2011-2015 ACS

Employer	Number of Employees	Rank	Percentage of Total City Employment
University of California Berkeley	13,396	1	20.14
Lawrence Berkeley National Laboratory	3,350	2	5.04
Sutter East Bay Medical Foundation/Hospitals	2,344	3	3.52
Berkeley Unified School District	1,642	4	2.47
Bayer Corporation	1,576	5	2.37
City of Berkeley	1,572	6	2.36
Siemens Corporation/Healthcare Diagnostics, Inc.	877	7	1.32
Kaiser Permanente Medical Group	800	8	1.20
Berkeley Bowl Produce	616	9	0.93
Whole Foods Market California Inc.	383	10	0.58
Total	26,556		39.92

Figure 10 – Principal Employers in Berkeley, FY 2018

Data Source: City of Berkeley's FY 2018 Comprehensive Annual Financial Report (CAFR), available at:
<https://www.cityofberkeley.info/uploadedFiles/Finance/Home/Reports/BerkeleyCAFRReport2018.pdf>

Top 10 Berkeley Employers, 4th Quarter, 2013

Occupations by Sector	Number of People
Management, business and financial	25,475
Farming, fisheries and forestry occupations	1,990
Service	3,860
Sales and office	9,875
Construction, extraction, maintenance and repair	1,320
Production, transportation and material moving	805

Table 51 – Occupations by Sector

Data Source: 2011-2015 ACS

Travel Time

Travel Time	Number	Percentage
< 30 Minutes	29,830	58%
30-59 Minutes	15,540	30%
60 or More Minutes	5,720	11%
Total	51,090	100%

Table 52 - Travel Time

Data Source: 2011-2015 ACS

Education:

Educational Attainment by Employment Status (Population 16 and Older)

Educational Attainment	In Labor Force		Not in Labor Force
	Civilian Employed	Unemployed	
Less than high school graduate	1,195	260	955
High school graduate (includes equivalency)	2,470	205	1,090
Some college or Associate's degree	6,360	895	2,485
Bachelor's degree or higher	33,155	1,890	5,965

Table 53 - Educational Attainment by Employment Status

Data Source: 2011-2015 ACS

Educational Attainment by Age

	Age				
	18-24 yrs	25-34 yrs	35-44 yrs	45-65 yrs	65+ yrs
Less than 9th grade	14	315	355	580	395
9th to 12th grade, no diploma	505	230	380	550	350
High school graduate, GED, or alternative	4,675	1,175	600	2,000	1,590
Some college, no degree	18,055	2,470	1,465	3,365	2,215
Associate's degree	675	780	585	1,130	700
Bachelor's degree	5,545	8,700	4,310	7,260	3,720
Graduate or professional degree	300	6,405	5,330	9,025	7,040

Table 54 - Educational Attainment by Age

Data Source: 2011-2015 ACS

Educational Attainment – Median Earnings in the Past 12 Months

Educational Attainment	Median Earnings in the Past 12 Months
Less than high school graduate	21,442
High school graduate (includes equivalency)	28,484
Some college or Associate's degree	30,316
Bachelor's degree	45,112
Graduate or professional degree	62,483

Table 55 – Median Earnings in the Past 12 Months

Data Source: 2011-2015 ACS

Based on the Business Activity table above, what are the major employment sectors within your jurisdiction?

According to the data above, the top employment sectors in the City of Berkeley are education and health care services with 24 percent share of the jobs. The arts, entertainment, and accommodations sector follow with 18 percent share.

Describe the workforce and infrastructure needs of the business community:

The workforce and infrastructure needs of the business community are broad. As in most Bay Area cities, Berkeley's businesses require an educated and skilled workforce, a robust transportation system, public safety and health, a business-friendly policy climate and workforce housing.

According to the City's Office of Economic Development, some of Berkeley's emerging growth sectors include biotech/life sciences, information technology, health care, food production, food services, and small-scale manufacturing. Specific needs include:

- Workers with Science, Technology, Engineering and Mathematics (STEM) education;
- Transportation infrastructure, particularly linking to Berkeley's west side;
- More connections/access to training, job and career opportunities for people from low income or limited English-speaking households;
- And workforce housing near transit centers.

In FY 2019, federal, state and private sources have provided nearly 1.8 billion dollars in new funding for research at UC Berkeley and Lawrence Berkeley National Laboratory in areas that are national priorities such as biofuels, energy conservation, advanced telecommunications, and biomedical engineering. Berkeley is working closely with the tech transfer staff of both UC Berkeley and the Berkeley Lab to retain local startups that are commercializing new technology as well as attract national companies to set up research centers in Berkeley. This collaboration is productive; the companies benefit from the City's entrepreneurial climate and from interaction with UC faculty and graduate

students. For this and other reasons—including the overall quality of life in Berkeley, access to a highly educated workforce, the central and accessible location within the Bay Area, and access to investment opportunities—many early-stage founders want to locate their businesses in Berkeley. As companies get established and grow, however, they often seek larger spaces than are available. The Berkeley Startup Cluster is attempting to address these real estate shortages by increasing founders’ awareness of their options for securing suitable office space in Berkeley. This also includes encouraging property owners to upgrade their existing buildings to create more high-quality office space in Berkeley, and working with property owners and community partners to explore the entitlement of a new office tower in Downtown Berkeley.

Describe any major changes that may have an economic impact, such as planned local or regional public or private sector investments or initiatives that have affected or may affect job and business growth opportunities during the planning period. Describe any needs for workforce development, business support or infrastructure these changes may create.

Some specific developments that will likely have a notable economic impact in Berkeley include:

- Increased investment and real estate activity from University of California (UC), Berkeley. UC Berkeley has been active in Downtown area development, opening a new student center in late 2015, and opening an office/education building on Berkeley Way. The 320,000 square foot Berkeley Way West project adjacent to the Energy Biosciences Building is now housing the Graduate School of Education, the School of Public Health, and the Department of Psychology. The project includes more than 7,000 square feet of retail space on the ground floor, and classrooms, offices, open workstations, on the seven floors above. The Legends Aquatic Center on Bancroft Way was completed in late 2016, and a 783 bed-dorm project (Blackwell Residence Hall) at Bancroft and Dana (Stiles Hall) was completed and occupied by students in August of 2018. UC is currently undertaking planning work on a new student transfer center at 1990 Oxford Street, and a housing project at 2556 Haste Street. According to a Berkeleyside article published on February 21, 2019 (<https://www.berkeleyside.com/2019/02/21/uc-berkeleys-student-enrollment-projected-to-reach-44735-in-next-3-years>), UC Berkeley has increased their student population, with 44,735 students expected on campus by 2022-23, a 33.7 percent increase over original projections. In 2019 there are 41,000 students on campus. The number of employees on campus is decreasing. UC Berkeley had projected there would be 15,810 employees on campus by 2020. The number projected for 2022-23 is now 15,355, according to a report by the publication, Berkeleyside. Currently, there are 14,682 employees on campus, including faculty and staff. The City of Berkeley must plan to support the ancillary companies and economic activities that may result from shifts in the UC Berkeley employee and student populations.
- Recent and pending land use planning activities (the Downtown Plan, the Adeline Corridor Specific Plan) spur new mixed-use development in key corridors. The City must attract and support neighborhood serving businesses to fill spaces.

- The pending construction of a new highway interchange at Route 80 and Gilman Street could spur economic growth on the west side. This project is currently in its preliminary engineering and environmental review phase.
- Berkeley benefits from a very high concentration of incubators and co-working spaces that facilitate new business starts. It is anticipated that demand for co-working spaces, wet labs, and other high quality office space near in Downtown Berkeley will continue in the future, based on 2019 feedback from individual founders, accelerator leaders, and real estate brokers serving Berkeley's innovation sector.
- Recent major investments in the art are focused on the Downtown Berkeley BART Plaza, currently showcasing contemporary sound pieces (Sam Whiting, San Francisco Chronicle, [Strange Sounds Mix with Street Noise at Berkeley BART Art Installation](https://datebook.sfchronicle.com/art-exhibits/strange-sounds-mix-with-street-noise-at-berkeley-bart-art-installation), October 25, 2018, available at <https://datebook.sfchronicle.com/art-exhibits/strange-sounds-mix-with-street-noise-at-berkeley-bart-art-installation>) and outdoor performances; a rotating sculpture installation; and ongoing arts and cultural event programming. The \$7.6 million transportation improvement project, funded by a grant from the Metropolitan Transportation Commission, is bolstered by an additional \$400,000 of investment in infrastructure and programming for the arts in FY2019. Investments in the arts at the most prominent public plaza by the City and its partners will continue annually.
- In FY 2019, the Office of Economic Development (OED) launched new economic development initiatives to better support small, independently-owned businesses. These include: improving OED's outreach & communications with small businesses, increasing support for businesses navigating the permitting process, modifying the zoning ordinance to support small local businesses, piloting new small business assistance and retention programs, and increasing marketing, technical assistance, and networking opportunities for locally-owned retail and services businesses. OED will continue its support of these and other initiatives in FY 2020 and beyond.

Taken together, these projects may make Berkeley a more attractive location for business, catalyze more development activity, and ultimately generate new business activity and employment opportunity in the growing economic sectors mentioned above.

How do the skills and education of the current workforce correspond to employment opportunities in the jurisdiction?

The City of Berkeley features a population that is exceptionally well-educated. Seventy-two percent of Berkeley's population (age 25 and up) has a bachelor's degree or more education, compared to just 32.5 percent for California overall (2013-2017 ACS). That said, there are certainly unmet needs among the City's unemployed, underemployed and low income populations. There is still a strong need to provide relevant job skills training and employment opportunities for these populations.

Describe any current workforce training initiatives, including those supported by Workforce Investment Boards, community colleges and other organizations. Describe how these efforts will support the jurisdiction's Consolidated Plan.

The City has contracted with workforce development programs to provide training, education and job placement for low income, under-employed, and unemployed residents in addition to administering local hire policies and a youth employment program:

- Inter-City Services provides employment, training, and education and continues to serve veterans as funded under the Governor's 15 percent Discretionary pool of Workforce Investment Act (WIOA) funds.
- Biotech Partners operates the Biotech Academy at Berkeley High School, targeting youth from under-represented populations in the fields of science and technology (African American, Latino, South East Asian, female and low income youth) and who may be at risk of not graduating from high school.
- The Bread Project provides training in culinary arts and bakery production, and includes the formerly incarcerated as their target population. They operate a social enterprise (wholesale bakery) that creates opportunities for trainees to obtain crucial on-the-job experience.
- Rising Sun Center for Opportunity (formerly known as Rising Sun Energy Center) Green Energy Training Services (GETS) provides pre-apprenticeship classroom and hands-on training in the Building and Construction trades which serves as a pathway for careers in construction including green and clean technologies. Rising Sun also operates the California Youth Energy Services (CYES) program funded by the CA Public Utilities Commission, providing summer jobs for youth conducting residential energy audits.
- Berkeley Youth Alternatives (BYA) receives WIOA funding through Alameda County Workforce Development Board (ACWDB) to provide workforce development services to in-school and out-of-school youth. The area of workforce development is a focus area for increased coordination, including establishing methods to maximize and leverage resources. BYA, utilizing city funds, provides training to disadvantaged youth in all aspects of park and landscape maintenance in addition to summer and after-school programs for children and youth.
- UC Theatre Concert Careers Pathways (UCCCP) is a nine-month program for young people ages 17-25, providing workshops and paid internships for participants to learn all aspects of live music venue production.
- Continuing the City's Local Hire policies which include the Community Workforce Agreement (CWA) between the City of Berkeley and the Building trades (created in 2011) which applies to publicly funded construction projects estimated at \$500,000 or above, and, the First Source local hiring policy which applies to both public infrastructure projects estimated between \$100,000 - \$499,999 and private development over 7,500 square feet. develop the
- The YouthWorks employment program continued its partnerships with City and nonprofit agencies. YouthWorks targets low income, at-risk youth and provides all youth with workplace

skills training. City of Berkeley departments and local community agencies serve as worksites providing valuable work experience to Berkeley youth 14-25 years old.

- The City's Recreation Division of the Park, Recreation & Waterfront Department partners with the Berkeley Unified School District and YouthWorks on the Achievers Program, which provides leadership development, career exploration and peer-led tutoring. This program is also used as a stepping stone for entry into the City's YouthWorks program.
- Funded through the City's Public Works Department, the Downtown Streets Team, a non-profit organization, homeless and low-income persons volunteer to beautify commercial districts while engaging in case management and employment services.

Does your jurisdiction participate in a Comprehensive Economic Development Strategy (CEDS)?

No

If so, what economic development initiatives are you undertaking that may be coordinated with the Consolidated Plan? If not, describe other local/regional plans or initiatives that impact economic growth.

The City participates in a number of regional economic development initiatives and strategies:

- East Bay Economic Development Alliance is a next-generation, cross-sector membership organization dedicated to growing the economy from the inside out. Working with the world-class companies, leading research institutions, passionate community organizations, small business leaders, and forward thinking local government agencies that constitute the membership, East Bay EDA represents the collective identity of the East Bay and the special power of a fully functional regional partnership. The organization conducts research, advocacy, and marketing to attract business investment to the region.
- Berkeley-Emeryville Bio is a collaboration of Berkeley and Emeryville to support and grow the cities' biotechnology and medical research business cluster. The efforts have paid off: Berkeley is experiencing substantial development of new programs and buildings that support the local bioscience industry. In addition to the QB3 Garage and EBI² incubators on UC Berkeley's campus (as well as the planned QB3 Bakar BioEnginuity hub, at Woo Hon Fai Hall, 2625 Durant Avenue), West Berkeley, near Emeryville, is becoming a second nexus of biotech innovation. The result of a unique public-private sector partnership between UC Berkeley, UCSF, Lawrence Berkeley National Laboratory, Wareham Development, and the cities of Berkeley and Emeryville, the QB3 East Bay Innovation Center (EBIC) offers top-quality wet-laboratories, along with office space for support functions, a common lunch and break area, and a formal conference room. Nearby, the nearby Bonneville Labs offers co-working facilities for life sciences entrepreneurs and others who require lab space for R&D. Both see continuous demand for their facilities and rarely have space available.

Discussion

N/A

MA-50 Needs and Market Analysis Discussion

Are there areas where households with multiple housing problems are concentrated? (include a definition of "concentration")

The City of Berkeley does not currently allocate funds on a geographic basis and does not have a HUD approved Neighborhood Revitalization Strategy Area. Funds are allocated to organizations that provide services to low income households and the homeless population.

Are there any areas in the jurisdiction where racial or ethnic minorities or low-income families are concentrated? (include a definition of "concentration")

HUD regulations stipulate that the City should not allocate funds to an area of minority concentration unless certain conditions are met. Minority concentration is defined as when “the percentage of households in a particular racial or ethnic minority group is at least 20 percentage points higher than the percentage of that minority group for the housing market area, i.e. the Metropolitan Statistical Area (MSA) in which the proposed housing is to be located.”

The City of Berkeley is divided into the following neighborhoods: Central, Greater Downtown, North East, South, South East, and West (see “Berkeley Neighborhoods” map). Each neighborhood consists of several census tracts which is more reflective of the City’s areas for market purposes. When the neighborhoods are compared to the City as a whole, none meets the “concentrated” standard for Asian, African American, or Latino residents. Based on the 2010 Census data, the areas closest to concentrated are African Americans in South Berkeley and Latinos in West Berkeley but they do not meet the definition of “concentration.”

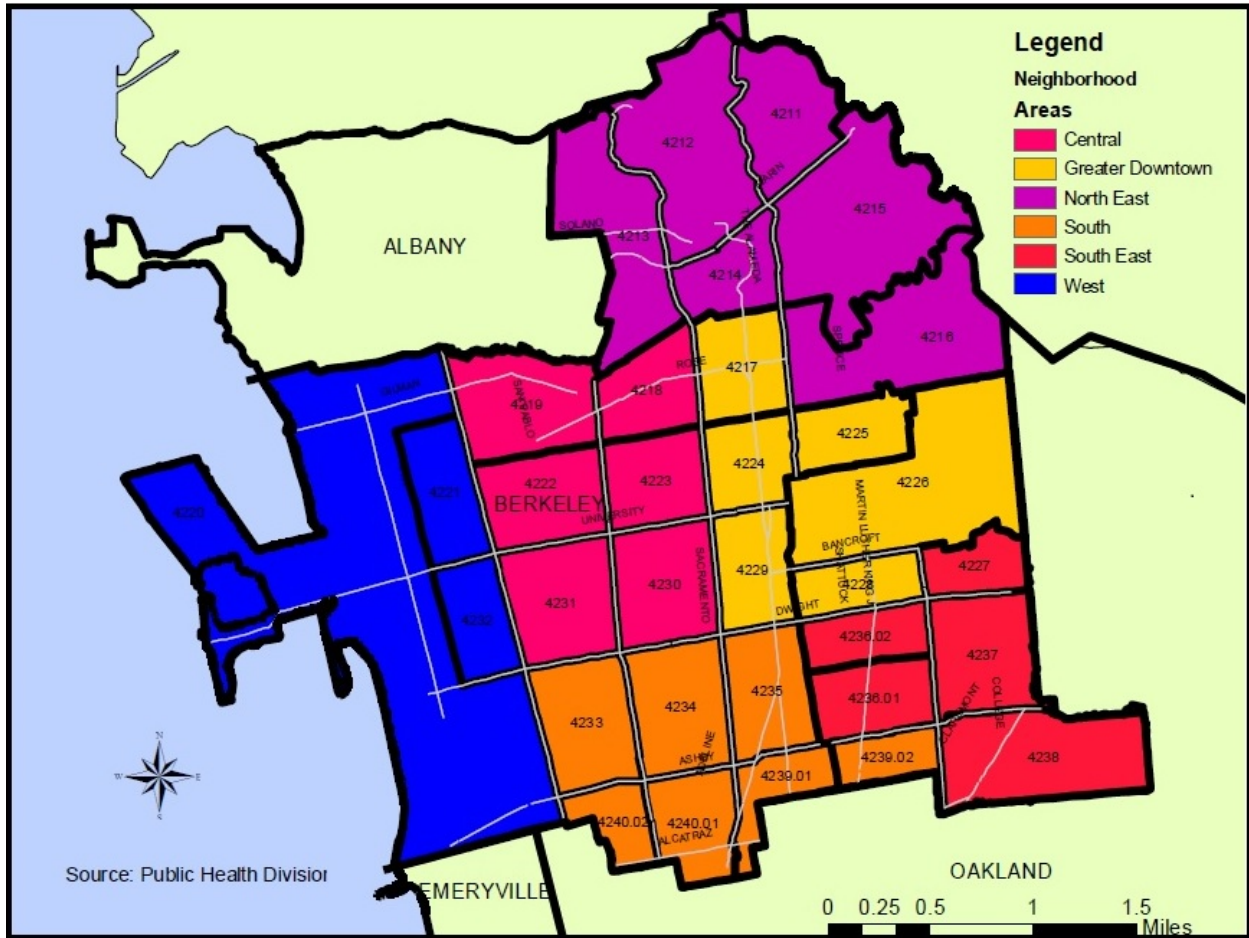


Figure 11 – Berkeley Neighborhoods

What are the characteristics of the market in these areas/neighborhoods?

N/A

Are there any community assets in these areas/neighborhoods?

N/A

Are there other strategic opportunities in any of these areas?

N/A

Strategic Plan

SP-05 Overview

Strategic Plan Overview

The purpose of the Strategic Plan is to identify the priority needs of the City and describe strategies that the City will undertake to serve the priority needs. The Strategic Plan includes the following sections:

- Geographic Priorities
- Priority Needs
- Influence of Market Conditions
- Anticipated Resources
- Institutional Delivery Structure
- Goals
- Public Housing Accessibility and Involvement
- Barriers to Affordable Housing
- Homelessness Strategy
- Lead-based Paint Hazards
- Anti-Poverty Strategy
- Monitoring

In addition to the above, the Strategic Plan section has been amended to include Coronavirus Aid, Relief, and Economic Security Act (CARES) funding that was signed into law on March 27, 2020 by the President of the United States. The CARES Act allocated to the City of Berkeley the following funding:

~~\$1,610,805~~ \$2,501,926 of CDBG-CV1&3

\$6,648,603 of ESG-CV1&2

SP-10 Geographic Priorities – 91.215 (a)(1)

Geographic Area

1	Area Name:	BERKELEY
	Area Type:	N/A
	Other Target Area Description:	N/A
	HUD Approval Date:	N/A
	% of Low/ Mod:	N/A
	Revital Type:	N/A
	Other Revital Description:	N/A
	Identify the neighborhood boundaries for this target area.	N/A
	Include specific housing and commercial characteristics of this target area.	N/A
	How did your consultation and citizen participation process help you to identify this neighborhood as a target area?	N/A
	Identify the needs in this target area.	N/A
	What are the opportunities for improvement in this target area?	N/A
	Are there barriers to improvement in this target area?	N/A

Table 56 - Geographic Priority Areas

General Allocation Priorities

Describe the basis for allocating investments geographically within the jurisdiction (or within the EMSA for HOPWA)

The City of Berkeley is divided into the following neighborhoods: Central, Greater Downtown, North East, South, South East, and West (see "Berkeley Neighborhoods" map in section MA-50). However, the City does not allocate federal funds based on geography. It funds a variety of services targeting low income and homeless people that are located in all parts of the jurisdiction.

SP-25 Priority Needs - 91.215(a)(2)

Priority Needs

1	Priority Need Name	Affordable Housing
	Priority Level	High
	Population	Extremely Low Income Low Income Moderate Income Large Families Families with Children Elderly Chronic Homelessness Individuals Families with Children Mentally Ill Chronic Substance Abuse Veterans Persons with HIV/AIDS Victims of Domestic Violence Unaccompanied Youth Elderly Frail Elderly Persons with Mental Disabilities Persons with Physical Disabilities Persons with Developmental Disabilities Persons with Alcohol or Other Addictions Persons with HIV/AIDS and their Families Victims of Domestic Violence
	Geographic Areas Affected	BERKELEY
	Associated Goals	Increase Affordable Housing Supply and Quality
Description	Approximately 90 percent of the HOME funds and 54 percent of CDBG funding will be utilized for the affordable housing development and rehabilitation. This includes affordable multi-family housing funded through the City's Housing Trust Fund and single family rehabilitation programs funded with CDBG.	

	Basis for Relative Priority	<p>As mentioned in the Needs Assessment Section, 43.9 percent of Berkeley households are considered "low income" per HUD definitions and 23.3 percent of the City as a whole has a severe cost burden of 50 percent or more of their income for housing.</p> <p>There is a strong need for more affordable housing options in the City. It is expected that federal funding will be allocated to these activities during the period covered by the consolidated plan.</p>
2	Priority Need Name	Homelessness
	Priority Level	High
	Population	<p>Extremely Low Income</p> <p>Low Income</p> <p>Families with Children</p> <p>Elderly</p> <p>Chronic Homelessness</p> <p>Individuals</p> <p>Families with Children</p> <p>Mentally Ill</p> <p>Chronic Substance Abuse</p> <p>Veterans</p> <p>Persons with HIV/AIDS</p> <p>Victims of Domestic Violence</p> <p>Unaccompanied Youth</p>
	Geographic Areas Affected	BERKELEY
	Associated Goals	Provide Homeless Prevention, Emergency Shelter, Outreach and Rapid Re-Housing services
	Description	Approximately 90 percent of the ESG funds will be used for Rapid Re-Housing, Emergency Shelter, Outreach and Homeless Prevention activities. The remainder will be used to fund the Homeless Management Information System and for the administration of the program.
	Basis for Relative Priority	ESG funds are expected to be allocated to these activities during the period of the consolidated plan.
	Priority Need Name	Non-Housing Community Development

	Priority Level	High
	Population	Extremely Low Income Low Income Large Families Families with Children Elderly Chronic Homelessness Individuals Mentally Ill Chronic Substance Abuse Veterans Elderly Frail Elderly Persons with Mental Disabilities Persons with Physical Disabilities Persons with Developmental Disabilities Persons with Alcohol or Other Addictions Persons with HIV/AIDS and their Families Victims of Domestic Violence Non-housing Community Development
	Geographic Areas Affected	BERKELEY
	Associated Goals	Improve Public Facilities and Public Services
	Description	CDBG funds will be used for public facility improvements and public services. Approximately 42 percent of CDBG funding available each year will be used for 1) renovations to facilities operated by non-profits for homeless and other low-income populations and 2) public services such as homeless and fair housing services for low-income populations.
	Basis for Relative Priority	Federal funds are expected to be allocated to these resources during the period of the consolidated plan.
4	Priority Need Name	Prevent, prepare for and respond to COVID-19
	Priority Level	High

<p>Population</p>	<p>Extremely Low Income Low Income Moderate Income Large Families Families with Children Elderly Chronic Homelessness Individuals Families with Children Mentally Ill Chronic Substance Abuse Veterans Persons with HIV/AIDS Victims of Domestic Violence Unaccompanied Youth Elderly Frail Elderly Persons with Mental Disabilities Persons with Physical Disabilities Persons with Developmental Disabilities Persons with Alcohol or Other Addictions Persons with HIV/AIDS and their Families Victims of Domestic Violence</p>
<p>Geographic Areas Affected</p>	<p>BERKELEY</p>
<p>Associated Goals</p>	<p>Prevent, prepare for and respond to COVID-19</p>
<p>Description</p>	<p>The City will support the low-moderate community aiding directly with activities related to preventing, preparing for, and responding to COVID-19. Planned programming includes supporting vulnerable populations in non-congregate shelter, housing vulnerable populations with rapid rehousing, housing retention program, and COVID testing/vaccines and supports for vulnerable populations.</p>
<p>Basis for Relative Priority</p>	<p>CARES Act funds are expected to be allocated during the period of the consolidated plan in response to the coronavirus (COVID-19).</p>

Table 57 – Priority Needs Summary

Narrative (Optional)

The Consolidated Plan Section NA-05 through NA-50 provides detail on the priority needs in Berkeley.

SP-30 Influence of Market Conditions – 91.215 (b)

Influence of Market Conditions

Affordable Housing Type	Market Characteristics that will influence the use of funds available for housing type
Tenant Based Rental Assistance (TBRA)	The City currently does not use HOME funds for TBRA but the City may consider it as an increasing number of Berkeley residents face a housing cost burden. As previously discussed, in total, a housing cost burden greater than 50 percent of income affects 10,005 households, with the majority of those comprised of rental households (8,075 rental and 1,930 homeowner).
TBRA for Non-Homeless Special Needs	The City does not currently use HOME funds for TBRA.
New Unit Production	The characteristics of Berkeley’s market that would substantiate the need for funding new affordable unit production include the cost of land, pre-development costs, cost of construction, and economic conditions including income/employment levels. HOME funds can be used in the development of new unit production for projects offering affordable housing at various levels.
Rehabilitation	The City contains an old housing stock with more than 90 percent of all housing constructed before 1980. As the housing stock continues to age, the need for rehabilitation will increase. Other factors influencing the use of funds include economic conditions since it would affect whether property owners have the funds for repair. The expense of construction is also continuing to increase. Labor shortages continue, as documented annually by the National Association of Homebuilders, and recently increasing prices for imported materials make the Bay Area an expensive place to renovate. The region has many older homes and much demand for contractor services. According to the June of 2019 San Jose Mercury News report, “Planning to Renovate in the Bay Area? Be Prepared to Wait,” year long waiting lists for contractor services are not uncommon for those seeking renovations (https://www.mercurynews.com/2019/06/19/planning-to-remodel-in-the-bay-area-be-prepared-to-wait/).
Acquisition, including preservation	As economic conditions change and housing cost burdens increase, HOME and CDBG funds continue to be a possible source of gap financing for acquisition and preservation projects. Increasingly, the City is unable to use federal funds for these projects because affordable housing developers cannot take the time required to complete a NEPA prior to site acquisition due to intense market competition for sites. Three of the four sites proposed in the 2019 Housing Trust Fund Request for Proposal had been acquired prior to City funding application or would be acquired prior to fund award. The local HUD office has advised that HOME funds cannot be used for any of these projects.

Table 58 – Influence of Market Conditions

Note: There is no Consolidated Plan generated Table 55 Berkeley. Tables 56, 57 and 58 show up after Table 59.

SP-35 Anticipated Resources – 91.215(a)(4), 91.220(c)(1,2)

Introduction

Anticipated Resources

Program	Source of Funds	Uses of Funds	Expected Amount Available Year 1				Expected Amount Available Remainder of ConPlan \$	Narrative Description
			Annual Allocation: \$	Program Income: \$	Prior Year Resources: \$	Total: \$		
CDBG	public federal	Acquisition Admin and Planning Economic Development Housing Public Improvements Public Services	2,737,801	255,925	222,352	3,216,536	16,080,393	See below
HOME	public federal	Acquisition Homebuyer assistance Homeowner rehab Multifamily rental new construction Multifamily rental rehab New construction for ownership TBRA	778,203	20,000	0	798,203	3,891,015	See below

Program	Source of Funds	Uses of Funds	Expected Amount Available Year 1				Expected Amount Available Remainder of ConPlan \$	Narrative Description
			Annual Allocation: \$	Program Income: \$	Prior Year Resources: \$	Total: \$		
ESG	public federal	Conversion and rehab for transitional housing Financial Assistance Overnight shelter Rapid re-housing (rental assistance) Rental Assistance Services Transitional housing	234,354	0	0	234,354	1,171,770	See below
Other: CARES Act	public – federal	Prevent, prepare for, and respond to coronavirus.	CDBG-CV1&3: <u>\$2,501,926</u>	\$0	\$0		\$0	CARES Act allocation
Other: CARES Act	public – federal	Prevent, prepare for, and respond to coronavirus.	ESG-CV1&2: \$6,648,603	\$0	\$0		\$0	CARES Act allocation

Table 59 – Anticipated Resources

Explain how federal funds will leverage those additional resources (private, state and local funds), including a description of how matching requirements will be satisfied

Many of the housing and community services programs described in the Consolidated Plan will continue to be delivered by nonprofit community based organizations. The City contracts with a wide range of housing and service providers using CDBG, HOME, ESG, Community Services Block

Grant (CSBG), General Fund, and other sources of funding. These organizations leverage significant financial and in-kind support from individual community members, foundations, and private organizations that help meet the needs identified in this plan.

In addition to leveraging at the individual agency level, the City has historically matched the investment of CDBG, HOME, and ESG dollars with the investment of General Funds. In PY18 over three quarters of the funding for community agency programs came from General Funds. The City anticipates using all of its HOME funds for multifamily residential new construction and rehabilitation. These types of projects virtually always require multiple sources of federal, state and other funding, which project sponsors are able to leverage with a commitment of local funds, including HOME. The City will use local funds, such as those from the City's Measure O housing bond and mitigation fee revenue in the Housing Trust Fund, to ensure continued compliance with the HOME match requirements.

The City meets the dollar for dollar match requirements for the ESG program by allocating General Funds to various homeless services providers. Shelter programs alone receive over \$348,489 in City General Funds each year.

If appropriate, describe publically owned land or property located within the jurisdiction that may be used to address the needs identified in the plan

The City has long-term leases of City-owned property with non-profit organizations that address the needs identified. Programs operating in leased City-owned properties include:

- Dorothy Day House –Year-round and Emergency Winter Shelters and Community Resource Center;
- BOSS' Harrison House Shelter for Homeless men, women and families;
- BOSS' Sankofa House – emergency shelter for homeless families;
- Women's Daytime Drop-In Center's Bridget House – transitional housing for homeless families; and
- Bay Area Community Services Pathways Stair Center.

The City also has long-term leases for affordable permanent housing at:

- Ocean View Gardens;
- UA Cooperative Housing; and
- William Byron Rumford Senior Plaza.

The City has committed more than \$27 million in local funding for the development of the City-owned Berkeley Way parking lot to address the needs identified in the plan. On September 9, 2014, after a Request for Qualifications process, the City Council approved the selection of a development team consisting of Bridge Housing, the Berkeley Food and Housing Project, and Leddy Maytum Stacy Architects (LMSA) as the preferred development team for the site. Since then the City has been working closely with the project team on a three-part project including homeless services and meal space, emergency shelter, permanent supportive housing, and affordable apartments. The project sponsors have secured all required funding and construction will begin in spring 2020.

The City is currently exploring the possible use of the City-owned Ashby BART station area are rights as well as the West Berkeley Services Center as possible future housing sites.

Discussion

N/A

SP-40 Institutional Delivery Structure – 91.215(k)

Explain the institutional structure through which the jurisdiction will carry out its consolidated plan including private industry, non-profit organizations, and public institutions.

Responsible Entity	Responsible Entity Type	Role	Geographic Area Served
Resources for Community Development	Non-profit organization (HOME CHDO)	Affordable rental housing development and management	Region
Berkeley Housing Authority	PHA	Public Housing	Jurisdiction
Berkeley Food & Housing Project	Non-profit organizations	Homelessness	Region
Center for Independent Living	Non-profit organizations	Affordable Housing <ul style="list-style-type: none"> • Ownership • Rental 	Jurisdiction
Eden Council for Hope and Opportunity (ECHO)	Non-profit organizations	Non-homeless special needs <ul style="list-style-type: none"> • Public Services 	Region
Habitat for Humanity	Non-profit organizations	Affordable Housing <ul style="list-style-type: none"> • Ownership 	Jurisdiction
Satellite Affordable Housing Associates	Non-profit organization (HOME CHDO)	Affordable rental housing development and management	Region
City of Berkeley	Government	Non-homeless special needs <ul style="list-style-type: none"> • Economic Development • Public Services 	Jurisdiction
Bay Area Community Services	Non-profit organizations	Homelessness	Region

Responsible Entity	Responsible Entity Type	Role	Geographic Area Served
Dorothy Day House	Non-profit organizations	Homelessness	Region
Building Opportunity for Self-Sufficiency	Non-profit organizations	Homelessness	Region
Covenant House	Non-profit organizations	Homelessness	Region
<u>Eviction Defense Center</u>	<u>Non-profit organizations</u>	<u>Non-homeless special needs</u> <u>Public Services</u>	<u>Jurisdiction</u>

Table 60 – Institutional Delivery Structure

Assess of Strengths and Gaps in the Institutional Delivery System

Due to past and ongoing efforts, the City of Berkeley has strong working relationships with other jurisdictions and public agencies in the delivery system. Examples of coordination and collaboration include:

- Membership in the EveryOne Home Leadership board by City of Berkeley staff, Berkeley community agencies, and public agencies across the county;
- Countywide coordinated planning and implementation of the Coordinated Entry System;
- Monthly coordination meeting between Housing and Community Services Department and Planning Department staff; and
- Joint development of outcomes to use in homeless program contracts by the Cities of Berkeley and Oakland, and several Alameda County agencies, starting in 2019.

Although there are needs for additional services and housing, no specific gaps in the delivery system have been identified. Many of the housing and community services programs described in the Consolidated Plan are delivered by nonprofit community based organizations. The City contracts with a wide range of housing and service providers using CDBG, HOME, ESG, CSBG, General Fund, and other sources of funding. These organizations leverage significant financial and in-kind support from individual community members, foundations, and private organizations that help meet the needs identified in this plan.

Availability of services targeted to homeless persons and persons with HIV and mainstream services

Homelessness Prevention Services	Available in the Community	Targeted to Homeless	Targeted to People with HIV
Homelessness Prevention Services			
Counseling/Advocacy	X	X	
Legal Assistance	X		
Mortgage Assistance	X		
Rental Assistance	X	X	
Utilities Assistance	X		
Street Outreach Services			
Law Enforcement	X	X	
Mobile Clinics	X	X	
Other Street Outreach Services	X	X	
Supportive Services			
Alcohol & Drug Abuse	X	X	
Child Care	X		
Education	X		
Employment and Employment Training	X	X	
Healthcare	X		

HIV/AIDS	X		
Life Skills	X	X	
Mental Health Counseling	X	X	
Transportation	X	X	
Other			

Table 61 – Homeless Prevention Services Summary

Describe how the service delivery system including, but not limited to, the services listed above meet the needs of homeless persons (particularly chronically homeless individuals and families, families with children, veterans and their families, and unaccompanied youth)

Alameda County’s Continuum of Care (CoC) is comprised of three Consolidated Plan jurisdictions: the Cities of Berkeley and Oakland, and the Alameda County HOME Consortium. The CoC held community-wide meetings and several focus groups to determine how best to prioritize the use of Emergency Shelter Grant (ESG) funds. All three jurisdictions’ Consolidated Plans include the goals of the EveryOne Home Plan (the CoC Strategic Plan). The goals are:

- Prevent homelessness and other housing crises;
- Increase permanent housing opportunities for homeless and high risk households;
- Provide wrap-around services to ensure housing stability and quality of life—no wrong door to help;
- Measure success and report outcomes; and

Develop long-term leadership and political will, which includes inter jurisdictional cooperation and participation in the CoC.

Describe the strengths and gaps of the service delivery system for special needs population and persons experiencing homelessness, including, but not limited to, the services listed above

The North County Coordinated Entry System Housing Resource Center (HRC) is located in Berkeley and serves people who are literally homeless in Berkeley, Albany and Emeryville. The HRC, operated by Bay Area Community Services (BACS), conducts assessments using the standardized

assessment tool and matches homeless eligible people to available services and resources including shelters and transitional housing, , as well as a range of services listed in Table 57 to support people both before and after they are housed. City staff and BACS facilitate bimonthly case conferences with homeless service agency partners to discuss individual cases and coordinate care based on needs and available resources.

The City invests approximately \$3.5 million annually in homeless services through community agency contracts funded by City General Fund and federal funds. Starting in PY19, the City will allocate additional local funds collected pursuant to Measure P, a tax passed by voters in November 2018 funds. Funding for coordinated entry accounts for 37 percent of the City's investment in homeless services while 29 percent goes to support drop in centers and emergency shelters. Supportive housing and case management account for 17 percent, transitional housing eight percent and rapid rehousing, rep payee and other services account for seven percent of the City's homeless funding. City dollars are overwhelmingly invested in emergency services that focus on addressing basic needs. With the implementation of the CES, HRCs prioritize serving people with the highest needs with the goal of placing people in permanent housing as quickly as possible but many more resources, particularly, permanent housing subsidies, are needed.

The North County HRC has assessed more than 1,200 people in the past two years, of which 53 percent are presumed to be chronically homeless based on self-report. The City of Berkeley administers approximately 260 Shelter Plus Care vouchers. However, only 25-30 vouchers turn over annually, meaning the vast majority of chronically homeless people will not have access to PSH vouchers when they need them. The City recently received approval to expand one of its Shelter Plus Care project to add 53 more vouchers for a total of 313. This expansion will allow for more permanent housing placements in PY19. However, in many cases the cost of rent exceeds HUD's rent ceilings making it challenging for people with vouchers to find eligible housing units

Provide a summary of the strategy for overcoming gaps in the institutional structure and service delivery system for carrying out a strategy to address priority needs

In November of 2018, Berkeley voters passed Measure P, which raises transfer taxes on high-value real estate transactions by an estimated \$6-8M annually. As of June 30, 2019, approximately \$3.4 million in proceeds had been realized from this tax. Berkeley City Council has allocated funds to expanding shelter, adding employment and health care services for homeless people, funding an RV parking program, and additional permanent subsidies for homeless families. Berkeley voters also passed a bond measure in November 2018 to raise \$135 million for affordable housing.

SP-45 Goals Summary – 91.215(a)(4)

Goals Summary Information

Sort Order	Goal Name	Start Year	End Year	Category	Geographic Area	Needs Addressed	Funding	Goal Outcome Indicator
1	Increase Affordable Housing Supply and Quality	2020	2024	Affordable Housing	BERKELEY	Affordable Housing	CDBG: \$7, <u>915,918</u> HOME: \$3, <u>410,264</u>	Rental units constructed:17 Household Housing Unit Rental units rehabilitated: <u>129</u> 80 Household Housing Units Homeowner Housing Rehabilitated: 165 Household Housing Unit

Sort Order	Goal Name	Start Year	End Year	Category	Geographic Area	Needs Addressed	Funding	Goal Outcome Indicator
2	Improve Public Facilities and Public Services	2020	2024	Non-Housing Community Development	BERKELEY	Non-Housing Community Development	CDBG: \$5,178,137	Public Facility or Infrastructure Activities other than Low/Moderate Income Housing Benefit: 2,000 Persons Assisted Public service activities other than Low/Moderate Income Housing Benefit: 5,525 Persons Assisted.
3	Provide Homeless Prevention, Emergency Shelter, Outreach and Rapid Re-Housing	2020	2024	Homeless	BERKELEY	Homelessness	ESG: \$1,171,770	Tenant-based rental assistance / Rapid Rehousing: 50 Households Assisted Emergency Shelter: TBD Households Assisted Outreach: 500 450 Households Assisted Prevention: TBD Households Assisted

4	Prevent, prepare for and respond to COVID-19	2020	2024	Affordable Housing Homeless Non-Housing Community Development	BERKELEY	Affordable Housing, Homelessness, Community Development, Non-Housing Community Development, and responding to needs of COVID-19	<p>CDBG(PY20): \$535,998</p> <p>CDBG-CV1&3: \$ 1,610,8052,501,926</p> <p>ESG-CV1&2: \$6,648,603</p>	<p>CDBG (PY20) & CDBG-CV supported:</p> <p>Rental units acquired and/or rehabilitated: 29</p> <p>Public service activities other than Low/Moderate Income Housing Benefit: up to 3,265<u>TBD</u> Persons Assisted (<u>up to 3,000 for testing/vaccines & over 265 for housing retention</u>)</p> <p>ESG-CV supported:</p> <p>Tenant-based rental assistance / Rapid Rehousing: 10060 Households Assisted</p> <p>Emergency Shelter: 147 <u>258</u> Households Assisted</p>
---	--	------	------	---	----------	---	--	--

Sort Order	Goal Name	Start Year	End Year	Category	Geographic Area	Needs Addressed	Funding	Goal Outcome Indicator

Table 62 – Goals Summary

Goal Descriptions

1	Goal Name	Increase Affordable Housing Supply and Quality
	Goal Description	CDBG and HOME funds will be used for affordable housing acquisition and rehabilitation, and single family rehabilitation programs.
2	Goal Name	Improve Public Facilities and Public Services
	Goal Description	CDBG funds will be used to rehabilitate public facilities and homeless and fair housing public services.

3	Goal Name	Provide Homeless Prevention, Emergency Shelter, Outreach and Rapid Re-Housing services
	Goal Description	ESG funds will be used to provide outreach services, emergency shelter and/or rapid re-Housing to literally homeless households.
4	Goal Name	Prevent, prepare for, and respond to COVID-19
	Goal Description	CDBG (PY20), CDBG-CV1&3 and ESG-CV1&2 (CARES Act) funds will be used to prevent, prepare for and respond to COVID-19

Estimate the number of extremely low-income, low-income, and moderate-income families to whom the jurisdiction will provide affordable housing as defined by HOME 91.315(b)(2)

The number of new affordable housing units created during the Consolidated Plan period will depend on the amount of HOME and CDBG funds available to the City, the availability of other sources of affordable housing development funding, and the cost of rehabilitating and constructing affordable housing in Berkeley. Generally, the City has experienced declining allocations of federal funding combined with rising costs of housing development and operation. Assuming an average of \$500,000 in HOME funds per year, a 5 year Consolidated Plan period, and the maximum allowable HOME subsidy per unit of \$185,136 per two bedroom unit, the City will provide funding for at least 4 extremely low income units and 10 low income units in the Consolidated Plan period. This does not include the hundreds of previously created HOME and CDBG units which the City continues to monitor for compliance.

SP-50 Public Housing Accessibility and Involvement – 91.215(c)

Need to Increase the Number of Accessible Units (if Required by a Section 504 Voluntary Compliance Agreement)

N/A

Activities to Increase Resident Involvements

N/A

Is the public housing agency designated as troubled under 24 CFR part 902?

No

Plan to remove the ‘troubled’ designation

N/A

SP-55 Barriers to affordable housing – 91.215(h)

Barriers to Affordable Housing

The City adopted its *Housing Element* (HE) for the 5th RHNA cycle on April 28, 2015. The HE serves as the City's framework for housing goals and policies, detailing programs needed for meeting existing and future housing needs and for increasing affordable housing opportunities. The 5th Cycle HE addresses the planning period of January 31, 2015 to January 31, 2023 and the 6th cycle will address the next eight years. The 2015 HE contains an evaluation of potential constraints to housing production. The following narrative is adapted from the report.

To identify potential constraints to housing production, City staff analyzed the specific constraint categories as described in state law and discussed the City's regulations with local developers. Planning and zoning regulations establish rules for how land may be used, thereby limiting the amount of development in a city. Although local ordinances and policies are typically adopted to protect the health, safety, and welfare of residents, they may have the consequence of creating constraints to the development of housing. This consequence may be intentional (as is the case with growth control ordinances) or unintentional (such as with certain zoning requirements).

Additionally, a 2018 study by Bay Area Council's Economic Institute entitled, "Policy Choices and the Affordability Crisis in Alameda County," notes that Alameda County added 125,000 jobs since 2012, but only permitted 27,505 housing units over the same period (<http://www.bayareaconomy.org/files/pdf/AlamedaHousing.pdf>). This competitive market for housing encourages pricing to climb for both for sale homes and rental properties across all market segments. That same study identified Berkeley's progressive ADU policies as a model for cities to expand affordability and build additional units on existing parcels. As previously stated in MA-40, Berkeley is working to address constraints that have been identified and improve existing successful initiatives, like the ADU program. Expanding the Housing Trust Fund through ballot approved bond and fee structures additionally addresses the issue of high costs facing affordable housing development.

As described in MA-40 and NA-10 the major constraints facing Berkeley are housing costs and an ongoing need for policy changes, which are being addressed by existing City programs and/or by State directives. The development record and densities of approved projects are the best evidence that there are not significant constraints to housing production imposed by the city of Berkeley. However, housing policies must continually be revisited to minimize potential constraints. Some areas of potential change identified in 2015 included: identification and consideration of options to revise the zoning regulations in lower and medium-density areas for infill developments, consideration of revisions to the accessory dwelling unit regulations, and continued improvement to the development review process.

Strategy to Remove or Ameliorate the Barriers to Affordable Housing

As stated in MA-40, the following are considered potential constraints in Berkeley: accessory dwelling unit (ADU) requirements, infill development regulations and permit review process. Outlined below are strides the City has made, either through local initiative or by State direction, to lessen these constraints:

ADUs: The city of Berkeley has revised its ADU ordinance three times since 2015 and is about to undergo another round of changes. The current ordinance was less restrictive than State regulations in terms of allowable size (e.g. there was no limiting relationship between the size of the primary and the accessory dwelling unit), parking (ADUs were not required to provide off-street parking) and setbacks (the state required 5 feet, Berkeley only required 4 feet). After new State ADU law comes into effect on January 1, 2020, existing constraints will be removed, as outlined in Berkeley's 2015 Housing Element.

Infill Development: Additionally, while the zoning ordinance includes five multi-family zoning districts and the City has seen a number multi-family development projects, Housing Policy H-34 of the 2015 Housing Element encourages the review of infill development regulations in residential districts to identify and change possible constraints. Since adoption of the 2015 Housing Element, the City of Berkeley has increased density in the Telegraph Avenue Commercial District and is currently engaged in active planning processes for the Adeline Corridor and Southside Priority Development Areas. Furthermore, Assembly Bill 2923, signed by the Governor in 2019, requires the City of Berkeley to adopt Transit Oriented Development at Ashby and North Berkeley BART stations within the next two years. These projects help to lessen the constraints on infill development.

Permitting Process: The permit process in Berkeley may be considered a constraint to housing production, although based on the amount of affordable and market-rate development that has been approved and the density of those projects, it does not appear to have deterred new development and the City met most of the previous California Regional Housing Needs Assessment (RHNA) targets. However, Policy H-34 of the 2015 Housing Element calls for the City to continue to improve and streamline the development review process and to evaluate regulations to identify and reduce unnecessary impediments to housing development and affordable housing projects. Since the 2015 Housing Element was adopted, the City has begun a process to develop objective standards for zoning, which will help streamline the permitting process. In addition, State housing law packages adopted in 2017, 2018 and 2019 have created new pathways for streamlining projects with a majority of affordable units (e.g. SB-35). In addition to State Law, the City is examining its regulations, with the intent of simplifying and clarifying regulations, through its Zoning Ordinance Revision Project. Although this won't streamline the permitting process, it will provide the public with a document that is easy to read and easy to understand.

SP-60 Homelessness Strategy – 91.215(d)

Reaching out to homeless persons (especially unsheltered persons) and assessing their individual needs

The North County HRC is focused on single adults who are literally homeless in Berkeley, Emeryville and Albany. The staff at the North County HRC work in close partnership with Berkeley homeless service partners who provide a range of services including shelter, transitional housing, SSI advocacy, primary care, mental health and alcohol and other drug services, and drop-in services.

HRC staff conduct assessments through 211 referrals, during HRC drop-in hours, and at regularly scheduled service partner locations. Additionally, assessments are conducted on the streets, in parks and at encampments throughout Berkeley with the goal of identifying individual needs and matching them to appropriate and available resources including physical and mental health services, housing navigation services, shelter, transitional housing programs, addiction services and SSI advocacy. Services providers are focused on removing barriers and quickly moving people into permanent housing. Housing navigators support participants in a variety of ways from housing problem solving to, assisting with identification documents to housing search activities. The HRC outreach team partners with the City's Homeless Outreach and Treatment Team (HOTT) and University of California Berkeley's Outreach staff.

Addressing the emergency and transitional housing needs of homeless persons

The HRC assesses people to determine needs and appropriate and available resources. Initial conversations are geared towards housing problem solving with the goal of reconnecting people with housed friends or family. In some cases, these conversations are supported with one-time limited financial assistance. The HRC is the access point into emergency shelter, transitional housing, rapid rehousing financial assistance, and will provide housing search assistance and other housing supports. On a daily basis, HRC staff identify the number of shelter and transitional housing beds available and reach out to people who have been assessed and have expressed interest in shelter to fill the beds. Additionally, depending on the need and availability of shelter beds, the HRC will support medically fragile people who are working with housing navigators or partnering agency case managers with short-term motel stays when a more permanent housing placement is imminent. HRC will also make referrals through this front door to other existing services in the community, such as medical services, alcohol and other drug treatment programs, and SSI advocacy.

Helping homeless persons (especially chronically homeless individuals and families, families with children, veterans and their families, and unaccompanied youth) make the transition to permanent housing and independent living, including shortening the period of time that individuals and families experience homelessness, facilitating access for homeless individuals

and families to affordable housing units, and preventing individuals and families who were recently homeless from becoming homeless again.

The intake and assessment process assists HRC staff in understanding an individual's level of need and the level of assistance needed.

The goal of this process is to ensure people are matched as quickly as possible to the appropriate amount of assistance needed to end their homelessness (typically rapid re-housing) and reserve the most costly interventions (permanent supportive and transitional housing) for those with the highest needs and greatest barriers.

Additionally, staff has access to small amounts of one-time flexible funds to support people's successful transition to these opportunities. Staff utilizes rapid rehousing funds to quickly move people into housing. This typically includes paying the security deposit and approximately six months of rental assistance; the monthly subsidy decreases over the six month period. Due to the exorbitant rental prices rents in the bay area, HRC staff have incorporated larger units in their portfolio. This has allowed people with limited income and a willingness to share housing more opportunities to be permanently housed.

Help low-income individuals and families avoid becoming homeless, especially extremely low-income individuals and families who are likely to become homeless after being discharged from a publicly funded institution or system of care, or who are receiving assistance from public and private agencies that address housing, health, social services, employment, education or youth needs

Low income households in Berkeley at risk of homelessness and being discharged from institutions will benefit from the groundwork laid by the Alameda County-wide Homeless Continuum of Care (CoC). The CoC's discharge planning efforts are summarized below.

Health Care: Persons are not routinely discharged from health care facilities into homelessness, and the CoC worked with a variety of health care institutions to reduce discharges into literal homelessness. California recently enacted Senate Bill (SB) 1152 that outlines requirements of hospitals and emergency departments related to the care and discharge of homeless patients. The Alameda County Health Care Services Agency (HCSA), a member of the HUD CoC, convened several work group sessions on the new legislation in partnership with the Northern California Hospital Council and its members. The sessions focused on improving collaboration and coordination among the CoC and community-based agencies including training and information sharing on coordinated entry processes. The County and hospitals have established several medical respite/recuperative care programs for homeless patients exiting emergency departments and hospitals with a large project in the planning phases on formal federal land. The County also established a locally funded housing subsidy pool to provide permanent housing subsidies for high priority homeless patients in Skilled Nursing Facilities and hospitals. Finally, Alameda County actively participates in a Medicaid waiver program

focused on expanding resources and collaboration among health and housing providers to address homelessness.

Mental Health: The CoC works with Housing Services Office of Behavioral Health Care Services (BHCS) to improve discharge planning from mental health facilities. To that end, the Housing Services Office, with coordination by the CoC created a homelessness prevention/rapid re-housing fund, modeled after and delivered in partnership with the Homeless Prevention and Rapid Re-Housing Program. The fund has been used to help hospitalized persons continue to pay rent so units are not lost, or to obtain units upon exit from the facility. The CoC worked with permanent supportive housing providers to develop protocols allowing tenants hospitalized for more than 30 days to retain their units. The CoC and the Housing Services Office trained staff on how to assess patients' housing needs and assist in resolving them as part of discharge planning, utilizing the Office's centralized housing resource database and webpage. BHCS also contracts for dedicated emergency hotel beds for use while ACT teams work on locating permanent housing. BHCS also pays subsidies for licensed residential care facilities to which people routinely exit and expanded this program over the past year. BHCS is also working on a new crisis and transitional residential program for homeless individuals with a serious mental illness.

SP-65 Lead based paint Hazards – 91.215(i)

Actions to address LBP hazards and increase access to housing without LBP hazards

While lead-based paint was banned in 1978 by the U.S. Consumer Product Safety Commission (CPSC), it is still a significant problem in cities where the housing stock is relatively old and built before the ban. In Berkeley, over 90 percent of the housing stock was built before 1979.

The City of Berkeley Childhood Lead Poisoning Prevention Program collaborates with the Berkeley Health, Housing & Community Services Department's State lead-certified Risk Assessor/Inspector, Project Designer, and Project Monitor. Berkeley's program also provides case management services to families with children who have elevated blood lead levels. Services range from Public Health Nursing case management for children with blood lead levels above 15 $\mu\text{g}/\text{dL}$ to health education for children with levels between 5-14 $\mu\text{g}/\text{dL}$.

The Alameda County Healthy Homes Department (ACHHD) also has a HUD Lead Hazard Control grant to remediate lead hazards in qualifying Berkeley housing units that are vacant, or occupied by a low income household with either a child under 6, a pregnant woman, or a child under 6 years who visits twice a week for at least three hours each time. Since July 1, 2015, ACHHD has completed lead evaluations at 52 pre-1978 low-income housing units and has made 49 housing units lead-safe at 21 properties. The ACHHD was recently awarded a new 42-month lead hazard control grant which is expected to begin January 1st, 2020. The ACHHD will market to and expects to enroll eligible Berkeley properties into the program which will complete 144 units County-wide over the grant period.

ACHHD provides lead safety and healthy housing training. Since July 1, 2015, the ACHHD has provided lead safety training to 23 individuals with the City of Berkeley, associated with Berkeley-based non-profits, or with residential properties or housing-related businesses in Berkeley including Community Energy Services Corp, Berkeley Mission Homes, and the Northern California Land Trust. In addition, broader healthy housing training, which included lead safety, was provided to 6 City of Berkeley staff. The ACHHD plans to continue to make lead safety training opportunities available for City of Berkeley staff, organizations, and property owners.

The ACHHD's outreach and education activities promote lead safety, regulatory compliance, and participation in ACHHD lead hazard control grant programs to property owners, property managers. The ACHHD coordinates lead poisoning prevention outreach activities with the City of Berkeley Public Health. Outreach partners and locations for property owner presentations, staff trainings, and literature distribution have included the Berkeley Rent Stabilization Board and Permit Office, the Berkeley Housing Authority, Tool Lending Library, North Berkeley Senior Center, YMCA, Berkeley Apartment Owners Association, the East Bay Rental Housing Association which is in Oakland but serves Berkeley property owners, the Ecology Center, and local paint and hardware stores. The ACHHD participates in local collaborations and with partners including the Berkeley Tobacco Prevention Coalition, Bay Area Lead Programs, Berkeley Black Infant Health, Kerry's Kids, Rebuilding Together East Bay North, Habitot, and the Safe Kids Coalition.

How are the actions listed above related to the extent of lead poisoning and hazards?

The City's old housing stock increases the risk of lead-based paint hazard. Approximately 87 percent of renter-occupied units are built before 1980. For owner-occupied units, the figure is 94 percent. There have been years of education and assistance to the public but the City does not know the extent of lead poisoning and hazards. The City will continue to take action as necessary to reduce lead-based paint hazards as required by HUD regulations.

How are the actions listed above integrated into housing policies and procedures?

All participants of the City's Housing Choice Voucher Program and prospective tenants of a pre-1978 residential building are required to receive a copy of the EPA booklet entitled "Protect Your Family From Lead in Your Home." Landlords must also provide a disclosure form for the tenants to sign that informs them either of any known lead-based paint the property or that no testing has been done. The Alameda County Lead Poisoning Prevention Program also provides information to property owners, realtors, and contractors. The actions above will also assist the City in meeting its policy of encouraging housing types that are environmentally and chemically safe, a policy of the City of Berkeley Housing Element.

SP-70 Anti-Poverty Strategy – 91.215(j)

Jurisdiction Goals, Programs and Policies for reducing the number of Poverty-Level Families

The City funds a wide variety of social service programs designed to assist households with poverty level incomes. These programs include childcare and a range of services for special needs populations, which are outlined in other sections of this Consolidated Plan. This section will highlight the City's strategies to increase livable wage employment opportunities by supporting related community services and working with public and private regional partners. Strategies include:

- Funding and refinement of anti-poverty programs provided by community-based organizations and by the City. Federally funded community agency contracts are outlined in the Annual Action Plan.
- Continue implementation of the City of Berkeley's Living Wage Ordinance.
- Foster regional coordination on economic development to benefit low income Berkeley residents.
- Linking homelessness and homelessness prevention programs, such as the coordinated entry system, to employment training and placement opportunities.

The City has contracted with workforce development programs to provide training, education and job placement for low income, under-employed, and unemployed residents in addition to administering local hire policies and a youth employment program:

- Inter-City Services provides employment, training, and education and continues to serve veterans as funded under the Governor's 15 percent Discretionary pool of Workforce Investment Act (WIOA) funds.
- Biotech Partners operates the Biotech Academy at Berkeley High School, targeting youth from under-represented populations in the fields of science and technology (African American, Latino, South East Asian, female and low income youth) and who may be at risk of not graduating from high school.
- The Bread Project provides training in culinary arts and bakery production, and includes the formerly incarcerated as their target population. They operate a social enterprise (wholesale bakery) that creates opportunities for trainees to obtain crucial on-the-job experience.
- Rising Sun Center for Opportunity (formerly known as Rising Sun Energy Center) Green Energy Training Services (GETS) provides pre-apprenticeship classroom and hands-on training in the Building and Construction trades which serves as a pathway for careers in construction including green and clean technologies. Rising Sun also operates the California Youth Energy Services (CYES) program funded by the CA Public Utilities Commission, providing summer jobs for youth conducting residential energy audits.
- Berkeley Youth Alternatives (BYA) receives WIOA funding through Alameda County Workforce Development Board (ACWDB) to provide workforce development services to in-school and out-of-school youth. The area of workforce development is a focus area for increased coordination,

including establishing methods to maximize and leverage resources. BYA, utilizing city funds, provides training to disadvantaged youth in all aspects of park and landscape maintenance in addition to summer and after-school programs for children and youth.

- UC Theatre Concert Careers Pathways (UCCCP) is a nine-month program for young people ages 17-25, providing workshops and paid internships for participants to learn all aspects of live music venue production.

The C'ty's anti-poverty strategy continues to be closely tied to the funding of approximately 50 community agencies to provide services as described above to enable people in poverty to attain self-sufficiency, support at-risk youth to succeed in school and graduate, and protect the health and safety of low income people. The City also funds anti-poverty programs with general funds for job training and creation/job placement agencies.

How are the Jurisdiction poverty reducing goals, programs, and policies coordinated with this affordable housing plan

The City will undertake the following additional actions to reduce poverty which are coordinated with this Consolidated Plan:

- Continuing the City's Local Hire policies which include the Community Workforce Agreement (CWA) between the City of Berkeley and the Building trades (created in 2011) which applies to publicly funded construction projects estimated at \$500,000 or above, and, the First Source local hiring policy which applies to both public infrastructure projects estimated between \$100,000 - \$499,999 and private development over 7,500 square feet. These policies work towards creating a pathway into building and construction trades jobs for Berkeley residents.
- The YouthWorks employment program will continue its partnerships with the YMCA Teen Center, Public Health Division, Berkeley Public Library, Public Works Department and Parks, Recreation and Waterfront Department. YouthWorks targets low income, at-risk youth from and provides all youth with training regarding important workplace skills. City of Berkeley departments and organizations serve as worksites providing valuable work experience to Berkeley youth. YouthWorks provides positive and meaningful youth-focused activities, which address youth unemployment, crime and poverty, teach fundamental life and workplace skills and help them to explore, prepare for, transition, and ultimately succeed in the world of work. YouthWorks will continue to develop and coordinate new opportunities for Berkeley youth in the public service jobs.

SP-80 Monitoring – 91.230

Describe the standards and procedures that the jurisdiction will use to monitor activities carried out in furtherance of the plan and will use to ensure long-term compliance with requirements of the programs involved, including minority business outreach and the comprehensive planning requirements

Monitoring Completed Developments: The Housing Services Division of the Health, Housing and Community Services Department (HHCS) is responsible for monitoring affordable housing developments funded with Housing Trust Fund (HTF) money to ensure ongoing compliance with federal regulations under the HOME and CDBG programs and other local requirements. The HTF Program pools funds from various sources to achieve the City's General Plan and Consolidated Plan goals of developing and preserving long-term affordable housing. To achieve this purpose, the City provides loan and grants to qualified developers to undertake activities which create, preserve and expand the City's affordable housing stock. The federal and local requirements are incorporated in the development loan agreements and regulatory agreements associated with each project. Currently, there are a total of 54 HTF properties subject to a regulatory agreement. Of the 54 HTF properties, 46 are rental properties of which 17 have HOME-assisted units. The monitoring procedures are documented in the *City of Berkeley Monitoring Procedures for the HTF Program*.

Monitoring During Construction: Consistent with federal requirements and good lending practices, the City is very involved in monitoring funded developments during construction. Individual projects may require a varying degree of City staff involvement depending upon the project size, complexity of the construction activity, type of sponsor, and subrecipient's development expertise/process.

Community Agency Services Contract Monitoring: HHCS staff both prepare and monitor more than 50 community agency contracts for services annually. The City requires outcome reporting for all community agency contracts, and has drawn on outcome reporting information in the RFP process since November 2003.

Community Facilities Improvements Monitoring: The CDBG Coordinator reviews the contract between the non-profit and the general contractor to ensure that all local and federal requirements are passed on. The CDBG Coordinator is responsible for submitting the Semi-Annual Labor Enforcement Report (HUD 4710) and the Annual Contractor and Subcontractor Activity Report (HUD 2516). These reports include both information from the community facility improvement projects and information from any other construction activity undertaken by the HHCS.

Senior and Disabled Home Rehabilitation Loans Monitoring: The City's contracts include insurance and permitting requirements, payment instructions, the construction drawings and the scope of work detailing the work to be executed. The payment schedules and change orders document the procedure employed to implement payments, changes to the scope of work and time schedules. All pre 1978

properties must employ lead-safe work practice and are tested when the work is completed to ensure there has not been contamination during the construction process.

The program administrative staff processes the progress payments for work completed. The progress payments are based on 95 percent of the cost associated in the line item breakdown for the work completed. The progress payment includes the pay request, payment tabulation, lien waivers and approved permit signatures. All payments require the owner(s), Contractor, and the City's Project Manager/Inspector to approve the payment. The final five percent retainage payment is held for 31 days after the Notice of Completion has been recorded and any documentation that may be required to close out the contract. In order to refine the program, improve services, and ensure the program is meeting current needs, staff incorporate both participant feedback and improvements identified through routine program review into program procedures and Council approved guidelines.

Expected Resources

AP-15 Expected Resources – 91.220(c)(1,2)

Introduction

Anticipated Resources

Program	Source of Funds	Uses of Funds	Expected Amount Available Year 1				Expected Amount Available Remainder of ConPlan \$	Narrative Description
			Annual Allocation: \$	Program Income: \$	Prior Year Resources: \$	Total: \$		
CDBG	public - federal	Acquisition Admin and Planning Economic Development Housing Public Improvements Public Services	2,737,801	255,925	222,352	3,216,079	16,080,393	See below
HOME	public - federal	Acquisition Homebuyer assistance Homeowner rehab Multifamily rental new construction Multifamily rental rehab New construction for ownership TBRA	778,203	20,000	0	798,203	3,991,915	See below

Program	Source of Funds	Uses of Funds	Expected Amount Available Year 1				Expected Amount Available Remainder of ConPlan \$	Narrative Description
			Annual Allocation: \$	Program Income: \$	Prior Year Resources: \$	Total: \$		
ESG	public - federal	Conversion and rehab for transitional housing Financial Assistance Overnight shelter Rapid re-housing (rental assistance) Rental Assistance Services Transitional housing	234,480	0	0	234,480	1,171,770	See below
Other: CARES Act	public - federal	Prevent, prepare for, and respond to coronavirus.	CDBG-CV1&3: \$2,501,926	\$0	\$0		\$0	CARES Act allocation
Other: CARES Act	public - federal	Prevent, prepare for, and respond to coronavirus.	ESG-CV1&2: \$6,648,603	\$0	\$0		\$0	CARES Act allocation

AP Table 63 - Expected Resources – Priority Table

Explain how federal funds will leverage those additional resources (private, state and local funds), including a description of how matching requirements will be satisfied

Many of the housing and community services programs described in the Consolidated Plan will continue to be delivered by nonprofit community based organizations. The City contracts with a wide range of housing and service providers using CDBG, HOME, ESG, Community Services Block

Grant (CSBG), General Fund, and other sources of funding. These organizations leverage significant financial and in-kind support from individual community members, foundations, and private organizations that help meet the needs identified in this plan.

In addition to leveraging at the individual agency level, the City has historically matched the investment of CDBG, HOME, and ESG dollars with the investment of General Funds. In PY18 over three quarters of the funding for community agency programs came from General Funds. The City meets the HOME 25 percent match requirement. The City meets the dollar for dollar match requirements for the ESG program by allocating General Funds to various homeless services providers. Shelter programs alone receive over \$348,489 in City General Funds each year.

If appropriate, describe publically owned land or property located within the jurisdiction that may be used to address the needs identified in the plan

The City has long-term leases of City-owned property with non-profit organizations that address the needs identified. Programs operating in leased City-owned properties include:

- Dorothy Day House –Year-round and Emergency Winter Shelters and Community Resource Center
- BOSS’ Harrison House Shelter for Homeless men, women and families;
- BOSS’ Sankofa House – emergency shelter for homeless families;
- Women’s Daytime Drop-In Center’s Bridget House – transitional housing for homeless families; and
- Bay Area Community Services Pathways Stair Center.

The City also has long-term leases for affordable permanent housing at:

- Ocean View Gardens;
- UA Cooperative Housing; and
- William Byron Rumford Senior Plaza.

The City has committed more than \$27 million in local funding for the development of the City-owned Berkeley Way parking lot to address the needs identified in the plan. On September 9, 2014, after a Request for Qualifications process, the City Council approved the selection of a development team consisting of Bridge Housing, the Berkeley Food and Housing Project, and Leddy Maytum Stacy Architects (LMSA) as the preferred development team for the site. Since then the City has been working closely with the project team on a three-part project including homeless services and meal space, emergency shelter, permanent supportive housing, and affordable apartments. The project sponsors have secured all required funding and construction will begin in spring 2020.

The City is currently exploring the possible use of the City-owned Ashby BART station area as well as the West Berkeley Services Center as possible future housing sites.

Discussion

N/A

Annual Goals and Objectives

AP-20 Annual Goals and Objectives

Goals Summary Information

Sort Order	Goal Name	Start Year	End Year	Category	Geographic Area	Needs Addressed	Funding	Goal Outcome Indicator
1	Increase affordable Housing Supply and Quality	2020	2024	Affordable Housing	BERKELEY	Affordable Housing	<p>CDBG: <u>\$2,011,690</u></p> <p>HOME: <u>\$528,652</u></p>	<p>Rental units constructed: 3 to 4 Household Housing Unit</p> <p>Rental units rehabilitated: <u>5516</u> Household Housing Units</p> <p>Homeowner Housing Rehabilitated: 33 Household Housing Unit</p>
2	Improve Public Facilities and Public Services	2020	2024	Non-Housing Community Development	BERKELEY	Non-Housing Community Development	<p>CDBG: \$606,829</p>	<p>Public Facility or Infrastructure Activities other than Low/Moderate Income Housing Benefit: <u>3400</u> Persons Assisted</p> <p>Public service activities other than Low/Moderate Income Housing Benefit: 1,105 Persons Assisted.</p>

Sort Order	Goal Name	Start Year	End Year	Category	Geographic Area	Needs Addressed	Funding	Goal Outcome Indicator
3	Provide Homeless Prevention, Emergency Shelter, Outreach and Rapid Re-Housing	2020	2024	Homeless	BERKELEY	Homelessness	ESG: \$234,354	Tenant-based rental assistance / Rapid Rehousing: 10 Households Assisted Emergency Shelter: TBD Households Assisted Outreach: 100 Households Assisted Prevention: TBD Households Assisted

Sort Order	Goal Name	Start Year	End Year	Category	Geographic Area	Needs Addressed	Funding	Goal Outcome Indicator
4	Prevent, prepare for and respond to COVID-19	2020	2024	Affordable Housing Homeless Non-Housing Community Development	BERKELEY	Affordable Housing, Homelessness, Community Development, Non-Housing Community Development, and responding to needs of COVID-19	CDBG (PY20): \$535,998 CDBG-CV1&3: \$ <u>2,501,926</u> ESG-CV1&2: \$6,648,603	CDBG (P20) & CDBG-CV supported: Rental units acquired and/or rehabilitated: <u>0-29</u> Public service activities other than Low/Moderate Income Housing Benefit: up to <u>3,265</u> Persons Assisted ESG-CV supported: Tenant-based rental assistance / Rapid Rehousing: 64 Households Assisted Emergency Shelter: 147 Households Assisted

Table 64 – Goals Summary

Goal Descriptions

1	Goal Name	Increase Affordable Housing Supply and Quality
	Goal Description	CDBG and HOME funds will be used for affordable housing acquisition and rehabilitation, and single family rehabilitation programs.

2	Goal Name	Improve Public Facilities and Public Services
	Goal Description	CDBG funds will be used to rehabilitate public facilities and homeless and fair housing public services.
3	Goal Name	Provide Homeless Prevention, Emergency Shelter, Outreach and Rapid Re-Housing
	Goal Description	ESG funds will be used to provide outreach, services emergency shelter and/or rapid re-Housing to literally homeless households.
4	Goal Name	Prevent, prepare for and respond to COVID-19
	Goal Description	CDBG (PY20), CDBG-CV and ESG-CV (CARES Act) funds will be used to prevent, prepare for and respond to COVID-19

Projects

AP-35 Projects – 91.220(d)

Introduction

With its CDBG, HOME, and ESG funds, the City of Berkeley will fund eligible projects in the following categories: housing development, rehabilitation and services projects, public services, public/community facility improvement projects, emergency shelter grant programs, program planning and administration, and the Housing Trust Fund.

Projects

#	Project Name
1	City of Berkeley Planning and Administration
2	Housing Services
3	Single Family Rehabilitation Programs
4	Housing Trust Fund
5	Public Services
6	Community Facility Rehabilitation
7	ESG20 - Berkeley- Emergency Shelter, Outreach, Rapid Rehousing and HMIS Activities
8	CV- City of Berkeley Planning and Administration
9	CV- Public Services
10	CV- Housing to prevent, prepare for, and respond to COVID-19

Table 65 – Project Information

Describe the reasons for allocation priorities and any obstacles to addressing underserved needs

See sections NA and MA of the Consolidated Plan.

AP-38 Project Summary

Project Summary Information

1	Project Name	City of Berkeley Planning and Administration
	Target Area	BERKELEY
	Goals Supported	Increase Affordable Housing Supply and Quality, Improve Public Facilities and Public Services, & Provide Homeless Prevention, Emergency Shelter, Outreach and Rapid Re-Housing services
	Needs Addressed	Affordable Housing, Homeless, & Non-Housing Community Development
	Funding	CDBG: \$597,560 HOME: <u>up to \$199,551 (25% under HOME COVID-19 waiver plus the estimated \$20,000 in program income)</u>
	Description	The project will fund City staff to plan and administer CDBG and HOME projects. HOME Admin based on <u>projected entitlement with the 25% HOME COVID-19 waiver plus \$20,000 in anticipated program income</u> is <u>\$199,551.</u>
	Target Date	6/30/2021
	Estimate the number and type of families that will benefit from the proposed activities	N/A
	Location Description	Citywide.
	Planned Activities	Information about the planned activities is included in Section AP-38 Project Summaries.
2	Project Name	Housing Loan Services
	Target Area	BERKELEY
	Goals Supported	Increase Affordable Housing Supply and Quality
	Needs Addressed	Affordable Housing
	Funding	CDBG: \$70,008
	Description	City staff provide loan services to support single family rehabilitation, housing trust fund projects, and other federally funded housing related activities.
	Target Date	6/30/2021

	Estimate the number and type of families that will benefit from the proposed activities	The project will serve approximately 106 active housing rehabilitation loans.
	Location Description	Various locations within the City of Berkeley.
	Planned Activities	Services provided under this project will include accounting, processing loan payments and loan payoff demands, deeds of reconveyance, lien releases and loan subordination requests, collections, personal financial analysis, and structuring of temporary repayment agreements.
3	Project Name	Single Family Rehabilitation Programs
	Target Area	BERKELEY
	Goals Supported	Increase Affordable Housing Supply and Quality
	Needs Addressed	Affordable Housing
	Funding	CDBG: \$917, 708
	Description	Activities related to single family rehabilitation efforts will be funded under this project. These projects will cover health and safety improvements as well as accessibility improvements such as the installation of ramps/lifts for low income homeowners and renters.
	Target Date	6/30/2021
	Estimate the number and type of families that will benefit from the proposed activities	The project will benefit an estimated 44 low-income households annually.
	Location Description	Various locations within the City of Berkeley.
Planned Activities	Activities include health and safety, accessibility, and energy efficiency improvements. CIL's program removes barriers to housing for 21 low-income, disabled residents by installing ramps, lifts and making other interior and exterior modifications to ensure accessibility of their homes. Habitat for Humanity provides home repairs, access modifications, and safety upgrades 18 low-income households focusing on essential health and safety of the home. City staff work with senior and/or disabled homeowners, providing loans of up to \$100,000 for the Senior & Disabled Home Rehabilitation Loan Program.	

4	Project Name	Housing Trust Fund
	Target Area	BERKELEY
	Goals Supported	Increase Affordable Housing Supply and Quality
	Needs Addressed	Affordable Housing
	Funding	CDBG: \$ 488,341 <u>1,023,974</u> HOME: \$ <u>598,652</u>
	Description	Activities that provide funding for City staff in support of projects funded with City of Berkeley Housing Trust Fund dollars, includes funding for projects and CHDO operating funds.
	Target Date	6/30/2021
	Estimate the number and type of families that will benefit from the proposed activities	17 units (households) will be directly supported with federal funding during the five-year Consolidated Plan period for an average of 3-4 per year. During the same time period staff will also support the development of an additional 371 affordable units with local funds. These totals will include 34 senior units and 81 special needs (homeless and/or disabled units). <u>An additional 49 low-income housing units will be rehabilitated at Rosewood Manor (35 units) and Lorin Street Apartments (14 units).</u>
	Location Description	Citywide

<p>Planned Activities</p>	<p>City staff actively facilitate development, rehabilitation and/or preservation of affordable housing through working with developers, other city staff, lenders and other public agencies for the acquisition and rehabilitation of multi-family housing. \$28,115 plus an additional \$41,885 for a total of \$70,000 will be dedicated to CHDO operating. The CHDO operating is increased under the HOME COVID-19 waiver.</p> <p>This is the City of Berkeley’s Housing Trust Fund, and the funds support Housing Development staff. 570.201 (k) “provides that CDBG funds may be used to pay costs in support of activities eligible for funding under the HOME program. This includes services such as housing counseling in connection with tenant-based rental assistance and affordable housing projects, energy auditing, preparation of work specifications, loan processing, inspections, tenant selection, management of tenant-based rental assistance, and other services related to assisting owners, tenants, contractors, and other entities participating or seeking to participate in the HOME program.”</p> <p><u>HOME funded Housing Trust funds have been proportionately adjusted after exercising the City’s administration under the HOME COVID-19 waiver allowing up to 25% of the entitlement to be used for administration.</u></p> <p>Funded activities include working with funded projects throughout predevelopment, supporting public participation in project selection and development, preparing and executing loan agreements, and conducting federally required environmental review. Staff are currently working with 8 affordable housing developments in varying stages of predevelopment with reservations totaling nearly \$60M in City funds, including HOME funds. Staff are currently focusing on Jordan Court, at 1601 Oxford, which will close its City financing, including HOME funds, by August 2020. In addition, this funding supports the City’s implementation of CHDO operating funding. Staff recently completed a competitive process for operating funds, and will take recommendations for funding awards to Council.</p> <p><u>PY20 and earlier year’s CDBG funds will be used for rehabilitation work at Lorin Station (14 units) and Rosewood Manor (35 units), two affordable housing properties owned and operated by South Berkeley Neighborhood Development Corporation (SBNDP). Both housing properties have immediate rehabilitation needs related to plumbing issues and roof repairs.</u></p>
----------------------------------	--

5	Project Name	Public Services
	Target Area	BERKELEY
	Goals Supported	Improve Public Facilities and Public Services
	Needs Addressed	Homelessness Non-Housing Community Development
	Funding	CDBG: \$453,921
	Description	Services including homeless programs (daytime respite, men's shelter and Coordinated Entry System), and fair housing services are funded under this project.
	Target Date	6/30/2021
	Estimate the number and type of families that will benefit from the proposed activities	1,105 low-income and homeless households are expected to be served through these activities.
	Location Description	Citywide
Planned Activities	Bay Area Community Services operates Berkeley's Coordinated Entry System which will screen, conduct intakes, and provide housing navigation services to approximately 920 people. Berkeley Food and Housing Program will provide emergency shelter to approximately 115 adult homeless men. Eden Council for Hope and Opportunity will provide outreach, training, fair housing counseling services to up to 70 households, investigation of an estimated 25 fair housing complaints, 10 tenant/landlord mediations, and 10 fair housing testing/audits with follow-up training for non-compliant property owners.	
6	Project Name	Community Facility Rehabilitation
	Target Area	BERKELEY
	Goals Supported	Improve Public Facilities and Public Services
	Needs Addressed	Non-Housing Community Development
	Funding	CDBG: \$152,908
	Description	Activities that fund the rehabilitation of public facilities are funded under this project.
	Target Date	6/30/2021

	Estimate the number and type of families that will benefit from the proposed activities	It is projected that improved community facility improvements provided by the City of Berkeley administered program will benefit a minimum of 300400 people. The number of beneficiaries may increase as new community facility projects are identified through the upcoming NOFA.
	Location Description	Various locations within the City of Berkeley.
	Planned Activities	Activities include improving community facilities by funding substantial rehabilitation to applicants of the City administered Community Facility Improvement Program. Additionally, the City of Berkeley's Adult Mental Health Clinic and the City's Public Health Clinic will both be planned to be completed, serving some of the City's lowest income and most vulnerable populations.
7	Project Name	ESG20-Berkeley - Emergency Shelter, Outreach, Rapid Rehousing and HMIS Activities
	Target Area	BERKELEY
	Goals Supported	Provide Homeless Prevention, Emergency Shelter, Outreach and Rapid Re-Housing services
	Needs Addressed	Homelessness
	Funding	ESG: \$234,354 ESG-CV1&2: \$6,648,603
	Description	ESG funds will be used for Emergency Shelter, Outreach, Rapid Re-Housing and HMIS costs. ESG-CV1&2 will be used for Emergency Shelter, Outreach, Rapid Re-Housing, <u>HMIS</u> and Administration.
	Target Date	6/30/2021
	Estimate the number and type of families that will benefit from the proposed activities	ESG: 740 households will be served with Rapid Rehousing financial assistance. 50100 persons will be assisted with Street Outreach. No persons will be assisted with Emergency Shelter or Homeless Prevention activities during this year's plan. ESG-CV1&2: 10060 households will be served with Rapid Rehousing financial assistance. 258147 persons will be assisted with Emergency Shelter.

	Location Description	Various locations.
	Planned Activities	<p>ESG funds will be used to provide financial assistance and housing relocation and stabilization services to rapidly re-house approximately 710 households, and support approximately 50100 people through street outreach and engagement activities.</p> <p>ESG-CV funds will be used to provide:</p> <ol style="list-style-type: none"> 1) Emergency shelter related to COVID – 19 including increased shelter costs (95-236 beneficiaries), the Berkeley Respite Program (22 beneficiaries), conversion of the STAIR center to non-congregate (30 beneficiaries) for a total of 258147 shelter beneficiaries. 2) Rapid Rehousing under the County-coordinated Safer Ground program (10060 beneficiaries). 3) City administration of the funds.
8	Project Name	CV- City of Berkeley Planning and Administration
	Target Area	BERKELEY
	Goals Supported	Prevent, prepare for, and respond to COVID-19
	Needs Addressed	Affordable Housing Homelessness Non-Housing Community Development
	Funding	CDBG-CV1&3: \$322,161 <u>500,385</u>
	Description	The project will fund City staff to plan and administer CDBG-CV projects and activities.
	Target Date	6/30/2021
	Estimate the number and type of families that will benefit from the proposed activities	N/A
	Location Description	Citywide
Planned Activities	Information about the planned activities is included in Section AP-38 CV- Project Summaries.	
9	Project Name	CV- Public Services
	Target Area	BERKELEY

	Goals Supported	Prevent, prepare for, and respond to COVID-19
	Needs Addressed	Affordable Housing Homelessness Non-Housing Community Development
	Funding	CDBG-CV1&3: \$ 1,250,000 <u>2,001,541</u>
	Description	Mobile coronavirus testing/ <u>vaccine</u> program for highest priority populations in Berkeley including seniors, unhoused people and shelter workers and residents.
	Target Date	6/30/2021
	Estimate the number and type of families that will benefit from the proposed activities	<u>Up to \$200,000 for up to 10,000</u> 3,000 low-income persons tested/ <u>vaccinated and \$1,801,561 for over 265 provided with housing retention support.</u>
	Location Description	Various locations within the City of Berkeley.
	Planned Activities	Mobile coronavirus testing/ <u>vaccine</u> program for highest priority populations in Berkeley including seniors, unhoused people and shelter workers and residents. This will result in over 12,000 <u>3,000</u> tests administered to <u>3,000 individuals for our</u> our highest <u>needs</u> population. <u>with up to 10,000 individuals being tested.</u> <u>The Berkeley COVID-19 response Housing Retention Program (HRP) provides rental assistance to low-income households who are unable to pay rent due to COVID-19. The program anticipates serving over 265 households. Any remaining or unused testing/vaccine funds will go towards the HRP.</u>
10	Project Name	CV—Housing to prevent, prepare for, and respond to COVID-19
	Target Area	BERKELEY
	Goals Supported	Prevent, prepare for, and respond to COVID-19
	Needs Addressed	Affordable Housing Homelessness
	Funding	CDBG (PY20): \$535,998 CDBG-CV1: \$38,644
	Description	Acquire and/or rehabilitate housing for low-income and homeless populations.

Target Date	6/30/2021
Estimate the number and type of families that will benefit from the proposed activities	Up to 29 families will benefit from the proposed housing for the homeless.
Location Description	Various locations within the City of Berkeley.
Planned Activities	In partnership with Alameda County the City will purchase and renovate a hotel or other housing options for use as future permanent supportive housing for the homeless.

AP-50 Geographic Distribution – 91.220(f)

Description of the geographic areas of the entitlement (including areas of low-income and minority concentration) where assistance will be directed

As discussed in MA-50, the City does not have areas of low income or minority concentration and therefore does not allocate federal funds geographically.

Geographic Distribution

Target Area	Percentage of Funds
BERKELEY	100

Table 66 - Geographic Distribution

Rationale for the priorities for allocating investments geographically

N/A

Discussion

N/A

Affordable Housing

AP-55 Affordable Housing – 91.220(g)

Introduction

This section includes HOME-funded units only. The City does not anticipate that any new construction will be completed in the year July 1, 2020 – June 30, 2021. As of this writing in November 2019, the City is working with six proposed development projects with a total of 386 permanent housing units and more than \$71 million in City funding, including \$1.8 million (three percent) in HOME funds. At least two developments will start construction in spring 2019, and are expected to be completed in the following program year (2021-2022), adding 177 units to the City's Housing Trust Fund portfolio, including a portion of HOME units.

One Year Goals for the Number of Households to be Supported	
Homeless	0
Non-Homeless	0
Special-Needs	0
Total	0

Table 67 - One Year Goals for Affordable Housing by Support Requirement

One Year Goals for the Number of Households Supported Through	
The Production of New Units	0
Total	0

Table 68 - One Year Goals for Affordable Housing by Support Type

Discussion

N/A

AP-60 Public Housing – 91.220(h)

Introduction

The Berkeley Housing Authority (BHA) is not a department of the City of Berkeley. BHA Board members are appointed by the Mayor and confirmed by the City Council.

Actions planned during the next year to address the needs to public housing

N/A. The BHA no longer owns any public housing.

Actions to encourage public housing residents to become more involved in management and participate in homeownership

N/A

If the PHA is designated as troubled, describe the manner in which financial assistance will be provided or other assistance

N/A

Discussion

N/A

AP-65 Homeless and Other Special Needs Activities – 91.220(i)

Introduction

The City uses a variety of approaches to support homeless and other vulnerable populations.

Describe the jurisdictions one-year goals and actions for reducing and ending homelessness including

Reaching out to homeless persons (especially unsheltered persons) and assessing their individual needs

HRC staff will continue to conduct assessments through 211 referrals, during HRC drop-in hours, and at regularly scheduled service partner locations, and at street based locations throughout Berkeley. Street based outreach staff will continue to engage people and provide basic necessities, such as water and hygiene kits.

Eligible people will be matched to appropriate and available resources including physical and mental health services, housing navigation services, shelter, transitional housing programs, addiction services and SSI advocacy.

The HRC will provide housing navigation services tied to rapid-rehousing and flexible financial assistance to support additional people in moving to permanent housing. Housing navigators support participants in a variety of ways from housing problem solving to, assisting with identification documents to housing search activities.

Addressing the emergency shelter and transitional housing needs of homeless persons

The City will continue to provide funding for shelter and transitional housing as described in section MA-30.

The City funds multiple agencies to provide 298 year round shelter beds, 30 seasonal shelter beds and 27 transitional housing beds. After working hours, unfilled beds are filled through an evening Shelter Reservation Hotline. The Shelter Bed Hotline opens after 7:00 pm and makes available shelter beds operated by BFHP that were not filled after the daytime shelter bed reservation process. Sometimes people have a bed reserved but do not come in to the shelter in the evening. Before this program was implemented in 2009, these beds stayed vacant all night.

[As part of the City's COVID-19 response, the City will provide additional resources to existing shelters to mitigate the spread of the virus, modify one congregate shelter to provide individual living spaces to residents, provide rapid re-housing resources to people living in hotels as part of Project Roomkey, provide additional outreach to people living in encampments, and bring additional testing/vaccine resources to encampment sites. ...](#)

Helping homeless persons (especially chronically homeless individuals and families, families

with children, veterans and their families, and unaccompanied youth) make the transition to permanent housing and independent living, including shortening the period of time that individuals and families experience homelessness, facilitating access for homeless individuals and families to affordable housing units, and preventing individuals and families who were recently homeless from becoming homeless again

Housing Navigators focus on the highest need people, which are prioritized using the standardized assessment tool. They assist with collecting identification documentation needed to apply for housing opportunities, housing searches and linking participants to services that will help to retain housing. The City's Shelter Plus Care COACH Project will be expanded by 53 vouchers this year. These vouchers will be matched to the highest need people in North County through the county's HomeStretch process. The City's Aging Services Division will support enrolled participants with housing search and retention services, regardless of the age of the participant.

The North County HRC has flexible and rapid rehousing funds, which assist in reducing people's length of homelessness. The City allocates ESG, and City and County General Funds to support these efforts. While funding is available, providers report that the lack of available units with rents within HUD's Fair Market Rent (FMR) makes it difficult to rapidly re-house participants within the County. Often, participants are being housed in neighboring counties making it challenging to provide ongoing housing retention services. This has resulted in some delays in spending City of Berkeley ESG funds for rapid rehousing. Starting in PY19, the City of Berkeley has shifted a portion of its ESG allocation to fund the Pathway Stair Center and HRC outreach. Also, the HRC has incorporated more shared housing opportunities through the use of larger units. This has provided people with limited income and a willingness to share housing more opportunities to be permanently housed.

Helping low-income individuals and families avoid becoming homeless, especially extremely low-income individuals and families and those who are: being discharged from publicly funded institutions and systems of care (such as health care facilities, mental health facilities, foster care and other youth facilities, and corrections programs and institutions); or, receiving assistance from public or private agencies that address housing, health, social services, employment, education, or youth needs

The City uses General Funds to fund services that prevent people who are not literally homeless but are at imminent risk of homelessness per the HUD Homeless definition (Category 2) from becoming homeless. Prevention assistance may include support to a household to retain its current housing or to move to other housing without having to become literally homeless. While the ESG regulations allow for federal funds to be provided to those categorized as "at-risk" but not necessarily at "imminent risk", Berkeley uses its ESG funds for rapidly rehousing people who are literally homeless.

Berkeley funds prevention assistance for people who meet "immediate risk" criteria defined as:

“An individual or family who will imminently lose their primary nighttime residence, provided that:

- the primary nighttime residences will be lost within 14 days of the day of application for homeless assistance;
- No subsequent residence has been identified; and,
- the individual or family lacks the resources of support networks, e.g., family, friends, faith-based or other social networks, needed to obtain other permanent housing.”

Alameda County has mental health, foster youth, health care, and corrections discharge policies intended to prevent discharges of individuals from these systems into homelessness, described in detail in the Consolidated Plan.

The City is working with local hospitals to share information about the North County HRC and available homeless services in Berkeley to reduce discharges to local daytime drop-in centers and shelters that can't support the needs of medically fragile people with severe disabling conditions. The City will continue to participate in countywide and regional efforts to reduce discharges into homelessness.

Discussion

The City of Berkeley supports a wide range of homeless programs, including emergency/crisis drop in centers and shelters, transitional housing, permanent supportive housing, prevention and rapid rehousing services. All contracted service providers report outcomes based on the countywide outcome standards developed by Everyone Home, in order to inform future adjustments to the service system.

AP-75 Barriers to affordable housing – 91.220(j)**Introduction:**

N/A

Actions it planned to remove or ameliorate the negative effects of public policies that serve as barriers to affordable housing such as land use controls, tax policies affecting land, zoning ordinances, building codes, fees and charges, growth limitations, and policies affecting the return on residential investment

As stated in section MA-40, the following are considered potential constraints in Berkeley: accessory dwelling unit (ADU) requirements, infill development regulations and permit review process. While the City's accessory dwelling unit requirements meet state law, they may be a constraint to development of additional units; therefore, the 2015 *Housing Element* includes a housing program to evaluate the regulations and consider changes to development standards for ADUs, a process that is currently underway. Additionally, while the zoning ordinance includes five multi-family zoning districts and the City has seen a number multi-family development projects, Housing Policy H-34 of the 2015 *Housing Element* encourages the review of infill development regulations in residential districts to identify and change possible constraints.

The permit process in Berkeley may be considered a constraint to housing production, although based on the amount of affordable and market-rate development that has been approved and the density of those projects, it does not appear to have deterred new development. However, Policy H-34 calls for the City to continue to improve and streamline the development review process and to evaluate regulations to identify and reduce unnecessary impediments to housing development and affordable housing projects.

With the passage of California Senate Bill 35 Berkeley, like all California cities, has an expedited path to planning and environmental approvals for affordable housing developments meeting certain State-established criteria. In 2018, the City approved land use entitlements for three City-funded projects under the SB35 rules: 2012 Berkeley Way, 1601 Oxford and 2001 Ashby.

Discussion:

N/A

AP-85 Other Actions – 91.220(k)

Introduction:

The City of Berkeley uses a range of strategies to address the housing, homeless, and community development goals identified in the Consolidated Plan. This section discusses actions planned to foster and maintain affordable housing, to reduce lead-based paint hazards, to reduce the number of poverty-level families in Berkeley, and to coordinate activities in these areas with other entities.

Actions planned to address obstacles to meeting underserved needs

One of Berkeley's major obstacles to meeting underserved needs is the limited amount of federal, state, and local resources available given the diversity of needs in the community and high cost of housing in the Bay Area. The City of Berkeley will continue to pursue new State and Federal resources as available to meet underserved needs.

Actions planned to foster and maintain affordable housing

The City has several on-going programs which foster and maintain affordable housing in Berkeley:

- Rent Stabilization Program. In 1980, Berkeley residents passed the Rent Stabilization and Eviction for Good Cause Ordinance. The Ordinance regulates most residential rents in Berkeley, provides tenants with increased protection against unwarranted evictions and is intended to maintain affordable housing and preserve community diversity.
- Affordable Housing Mitigation Fee (AHMF). This fee requires developers of new market rate rental housing to pay a fee into the Housing Trust Fund or to provide affordable apartments instead. Resulting units are affordable both to people with incomes less than 50 percent of Area Median and less than 80 percent. The Council adopted a formula for increasing the rate over time.
- Condominium Conversion Ordinance (CCO). The CCO governs the conversion of rental apartments and tenancy-in-common buildings to condominiums, and other types of mutual or cooperative housing. A mitigation fee for production of permanently affordable housing will be collected.
- Commercial Linkage Fee. The Affordable Housing Mitigation Program was approved on April 20, 1993. It imposed fees on commercial new construction in which the newly constructed gross floor area is over 7,500 square feet.
- Housing Trust Fund (HTF). The City of Berkeley created its HTF in 1990 to help develop and preserve below-market-rate housing. The HTF program pools funds for affordable housing construction from a variety of sources with different requirements, makes them available through one single application process to local developers, then monitors development and operation of the funded housing.
- Inclusionary Housing Ordinance for ownership housing. The ordinance requires developers of

market rate ownership housing to include affordable ownership units or pay a fee. On November 19, 2013, City Council approved completing a nexus study to determine the appropriate fee applicable to new for-sale housing.

- Mortgage Credit Certificate. MCC is a federal income tax credit that provides qualified low income homebuyers a tax credit worth up to 15 percent of their annual mortgage interest paid on their home loan. MCC recipients adjust their federal income tax withholding, which increases their take-home pay, making monthly mortgage payments more affordable. The City participates in the Alameda County MCC program.
- Senior and Disabled Loan Rehab Program. HHCS administers the program as an effort to preserve the City's housing stock and to assist low- and moderate-income senior and disabled homeowners, funded by CDBG and CalHOME. The applicants receive a zero interest loan, secured by a deed of trust on their home, which is repaid when title to the property changes hands, normally as a result of the sale of the property or inheritance by the owner's heirs.

Actions planned to reduce lead-based paint hazards

The City will continue to comply with the Environmental Protection Agency's Renovation, Repair, and Painting Program in its Senior and Disabled Rehabilitation Loan Program. Similarly, organizations working with the City of Berkeley on single family rehabilitation will work with the City and Alameda County Lead Poisoning Prevention Programs to increase awareness of lead issues among their clients and incorporate lead safe work practices into their activities.

The City of Berkeley Public Health Division and the Alameda County Lead Poisoning Prevention Program will work together to increase awareness and knowledge about lead poisoning prevention in Berkeley including providing lead-safe painting classes, in-home consultations, garden soil lead testing kits, presentations, educational materials, and other services.

The City of Berkeley Childhood Lead Poisoning Prevention Program collaborates with the Berkeley Health, Housing & Community Services Department's State lead-certified Risk Assessor/Inspector, Project Designer, and Project Monitor. Berkeley's program also provides case management services to families with children who have elevated blood lead levels. Services range from Public Health Nursing case management for children with blood lead levels above 15 $\mu\text{g}/\text{dL}$ to health education for children with levels between 5-14 $\mu\text{g}/\text{dL}$.

The Alameda County Healthy Homes Department (ACHHD) also has a HUD Lead Hazard Control grant to remediate lead hazards in qualifying Berkeley housing units that are vacant, or occupied by a low income household with either a child under 6, a pregnant woman, or a child under 6 years who visits twice a week for at least three hours each time. Since July 1, 2015, ACHHD has completed lead evaluations at 52 pre-1978 low-income housing units and has made 49 housing units lead-safe at 21 properties. The ACHHD was recently awarded a new 42-month lead hazard control grant which is expected to begin January 1st, 2020. The ACHHD will market to and expects to enroll eligible Berkeley properties into the program which will complete 144 units County-wide over the grant period.

ACHHD provides lead safety and healthy housing training. Since July 1, 2015, the ACHHD has provided lead safety training to 23 individuals with the City of Berkeley, associated with Berkeley-based non-profits, or with residential properties or housing-related businesses in Berkeley including Community Energy Services Corp, Berkeley Mission Homes, and the Northern California Land Trust. In addition, broader healthy housing training, which included lead safety, was provided to 6 City of Berkeley staff. The ACHHD plans to continue to make lead safety training opportunities available for City of Berkeley staff, organizations, and property owners.

The ACHHD's outreach and education activities promote lead safety, regulatory compliance, and participation in ACHHD lead hazard control grant programs to property owners, property managers. The ACHHD coordinates lead poisoning prevention outreach activities with the City of Berkeley Public Health. Outreach partners and locations for property owner presentations, staff trainings, and literature distribution have included the Berkeley Rent Stabilization Board and Permit Office, the Berkeley Housing Authority, Tool Lending Library, North Berkeley Senior Center, YMCA, Berkeley Apartment Owners Association, the East Bay Rental Housing Association which is in Oakland but serves Berkeley property owners, the Ecology Center, and local paint and hardware stores. The ACHHD participates in local collaborations and with partners including the Berkeley Tobacco Prevention Coalition, Bay Area Lead Programs, Berkeley Black Infant Health, Kerry's Kids, Rebuilding Together East Bay North, Habitot, and the Safe Kids Coalition.

Actions planned to reduce the number of poverty-level families

The City funds a wide variety of social service programs designed to assist households with poverty level incomes. These programs include childcare and a range of services for special needs populations, which are outlined in other sections of this Consolidated Plan. This section will highlight the City's strategies to increase livable wage employment opportunities by supporting related community services and working with public and private regional partners. Strategies include:

- Funding and refinement of anti-poverty programs provided by community-based organizations and by the City. Federally funded community agency contracts are outlined in the Annual Action Plan.
- Continue implementation of the City of Berkeley's Living Wage Ordinance.
- Foster regional coordination on economic development to benefit low income Berkeley residents.
- Linking homelessness and homelessness prevention programs, such as the coordinated entry system, to employment training and placement opportunities.

The City has contracted with the a number of workforce development programs to provide training,

education and job placement for low income, under-employed, and unemployed residents:

- Inter-City Services provides employment, training, and education and continues to serve veterans as funded under the Governor’s 15% Discretionary pool of Workforce Investment Act (WIOA) funds.
- Biotech Partners operates the Biotech Academy at Berkeley High School, targeting youth from under-represented populations in the fields of science and technology (African American, Latino, South East Asian, female and low income youth) and who may be at risk of not graduating from high school.
- The Bread Project provides training in culinary arts and bakery production, and includes the formerly incarcerated as their target population. They operate a social enterprise (wholesale bakery) that creates opportunities for trainees to obtain crucial on-the-job experience.
- Rising Sun Center for Opportunity (formerly known as Rising Sun Energy Center) Green Energy Training Services (GETS) provides pre-apprenticeship classroom and hands-on training in the Building and Construction trades which serves as a pathway for careers in construction including green and clean technologies. Rising Sun also operates the California Youth Energy Services (CYES) program funded by the CA Public Utilities Commission, providing summer jobs for youth conducting residential energy audits.
- Berkeley Youth Alternatives (BYA) receives WIOA funding through Alameda County Workforce Development Board (ACWDB) to provide workforce development services to in-school and out-of-school youth. The area of workforce development is a focus area for increased coordination, including establishing methods to maximize and leverage resources. BYA, utilizing city funds, provides training to disadvantaged youth in all aspects of park and landscape maintenance in addition to summer and after-school programs for children and youth.
- UC Theatre Concert Careers Pathways (UCCCP) is a nine-month program for young people ages 17-25, providing workshops and paid internships for participants to learn all aspects of live music venue production.
- Continuing the City’s Local Hire policies which include the Community Workforce Agreement (CWA) between the City of Berkeley and the Building trades (created in 2011) which applies to publicly funded construction projects estimated at \$500,000 or above, and, the First Source local hiring policy which applies to both public infrastructure projects estimated between \$100,00 - \$499,999 and private development over 7,500 square feet. develop the
- The YouthWorks employment program continued its partnerships with City and nonprofit agencies. YouthWorks targets low income, at-risk youth and provides all youth with workplace skills training. City of Berkeley departments and local community agencies serve as worksites providing valuable work experience to Berkeley youth 14-25 years old.
- The City’s Recreation Division of the Park, Recreation & Waterfront Department partners with the Berkeley Unified School District and YouthWorks on the Achievers Program, which provides leadership development, career exploration and peer-led tutoring. This program is also used as a stepping stone for entry into the City’s YouthWorks program.

- Funded through the City's Public Works Department, the Downtown Streets Team, a non-profit organization, homeless and low-income persons volunteer to beautify commercial districts while engaging in case management and employment services.

The City's anti-poverty strategy continues to be closely tied to the funding of approximately 50 community agencies to provide services as described above to enable people in poverty to attain self-sufficiency, support at-risk youth to succeed in school and graduate, and protect the health and safety of low income people. The City also funds anti-poverty programs with general funds for job training and creation/job placement agencies.

Actions planned to develop institutional structure

During the next year, the City of Berkeley will continue to coordinate the housing and community services activities within the department through regular senior staff meetings and coordination on specific topics. The City's Health & Human Services and its Housing Departments merged in PY12. Since that time, senior leadership of all Divisions meets weekly to share information on Division activities which promotes closer coordination. For example, in PY2019, the Housing & Community Services Division and the Aging Services Division collaborated to hire two new staff who will provide supportive services to house homeless residents who are assisted through Continuum of Care Rental Assistance administered by the Housing & Community Services Division. The Division leadership will continue to seek opportunities to increase coordination during PY20.

Actions planned to enhance coordination between public and private housing and social service agencies

City staff will also continue to participate in the implementation of EveryOne Home, the countywide plan to end homelessness. EveryOne Home spearheads Alameda County's Continuum of Care. Staff will continue to participate in the initiative's Leadership Board, which includes most public funders of housing and homeless services in the county, as well as leadership from key community based organizations. Leadership Board membership helps coordination efforts across the county. Staff also participates in other committees composed of other funders (such as Alameda County Behavioral Health Care Services and the Social Services Agency) as well as many community based organizations.

Recent countywide collaboration efforts include the implementation and ongoing refinement of the Coordinated Entry System, issuance of an updated countywide strategic report by EveryOne Home, coordination and approval of countywide performance measures aligned with HUD priorities; and implementation of the countywide Whole Person Care funds to support the development and operations of regional housing resource centers.

City staff continue to collaborate with service agencies, from legal advocacy assistance, to disability rights organizations for unit modifications, the VA for VASH vouchers, and the Berkeley Housing Authority (BHA) for Mainstream Voucher allocations. Additionally with Project-based voucher

allocations and through work with owners of Below Market Rate units, BHA has partnered with both non-profit and for-profit developers of housing in Berkeley, to house those participating in our programs.

Discussion:

The majority of Berkeley's activities furthering the goals of the Consolidated Plan are provided by community agency partners. This will continue to be the case in PY20.

Program Specific Requirements

AP-90 Program Specific Requirements – 91.220(I)(1,2,4)

Introduction:

Community Development Block Grant Program (CDBG) Reference 24 CFR 91.220(I)(1)

Projects planned with all CDBG funds expected to be available during the year are identified in the Projects Table. The following identifies program income that is available for use that is included in projects to be carried out.

1. The total amount of program income that will have been received before the start of the next program year and that has not yet been reprogrammed	\$255,925
2. The amount of proceeds from section 108 loan guarantees that will be used during the year to address the priority needs and specific objectives identified in the grantee's strategic plan.	0
3. The amount of surplus funds from urban renewal settlements	0
4. The amount of any grant funds returned to the line of credit for which the planned use has not been included in a prior statement or plan	0
5. The amount of income from float-funded activities	0
Total Program Income:	\$255,925

Other CDBG Requirements

1. The amount of urgent need activities	0
2. The estimated percentage of CDBG funds that will be used for activities that benefit persons of low and moderate income. Overall Benefit - A consecutive period of one, two or three years may be used to determine that a minimum overall benefit of 70 percent of CDBG funds is used to benefit persons of low and moderate income. Specify the years covered that include this Annual Action Plan.	87.00%

HOME Investment Partnership Program (HOME) Reference 24 CFR 91.220(I)(2)

1. A description of other forms of investment being used beyond those identified in Section 92.205 is as follows:

The City of Berkeley uses no forms of investment other than ones described in §92.205(b)

(Refinancing Costs).

2. A description of the guidelines that will be used for resale or recapture of HOME funds when used for homebuyer activities as required in 92.254, is as follows:

No homeownership or tenant-based rental assistance activities are anticipated for PY20.

3. A description of the guidelines for resale or recapture that ensures the affordability of units acquired with HOME funds? See 24 CFR 92.254(a)(4) are as follows:

No homeownership activities are anticipated for PY20.

4. Plans for using HOME funds to refinance existing debt secured by multifamily housing that is rehabilitated with HOME funds along with a description of the refinancing guidelines required that will be used under 24 CFR 92.206(b), are as follows:

The City of Berkeley's HTF Guidelines apply to any project using HOME funds to refinance existing debt. Per the Guidelines, Project owners submit funding requests to the City, or reply to the City's Requests for Proposals for funding, with the following information, among other things:

a) As a condition precedent to funding, Owners must demonstrate an extension of affordability term. For new HOME funds invested in the Project, the minimum affordability term is the term required by 24 CFR 92 et seq., but, typically, the required extension of affordability is 55 years.

b) As a condition precedent to funding, Owners must demonstrate that the refinancing preserves the affordable Project through rehabilitation.

1. Minimum rehab costs/unit must correspond to at least the value identified in a current physical needs assessment to ensure that the long-term needs of the Project can be met.
2. Typical rehab/unit costs are no less than \$10,000/unit, the minimum rehab value required by the California Debt Limit Allocation Committee Regulations.

c) Owners indicate if their refinancing request includes new construction that adds net new units to the Project

d) Owners provide extensive Project data, including audited financial statements, cash flows, rent rolls, services plans, PNAs, and rehabilitation proformas to demonstrate that:

1. The project is sound financially and disinvestment has not occurred
2. The long-term needs of the Project and residents will be met by the rehab

3. The proposed rehab is financially feasible, includes no barriers to refinancing existing mortgage loans, does not include the refinancing of any existing federal or federally-insured loans, and leverages other non-federal funds to the greatest extent possible

**Emergency Solutions Grant (ESG)
Reference 91.220(l)(4)**

1. Include written standards for providing ESG assistance (may include as attachment)

The City's standards for providing ESG assistance are attached as Attachment 5: City of Berkeley ESG Manual.

2. If the Continuum of Care has established centralized or coordinated assessment system that meets HUD requirements, describe that centralized or coordinated assessment system.

The Alameda County Continuum of Care has established its coordinated entry system (CES). The CES has regional Housing Resource Centers that provide a range of services and resources. Each HRC conducts assessments using a standardized tool that prioritizes individuals and families based on need. The people with the highest needs are matched to appropriate and available services and resources including housing navigation, emergency shelter, transitional housing, rapid rehousing and permanent supportive housing.

3. Identify the process for making sub-awards and describe how the ESG allocation available to private nonprofit organizations (including community and faith-based organizations).

The City of Berkeley was allocated \$227,398 in ESG funding for PY19. Funds will be used primarily for rapid rehousing and street outreach. Funds may be used, however, for shelter activities depending on community needs. The City of Berkeley will utilize the maximum amount possible for administration (Seven and a half percent of the grant) and allocate funds to support the County-wide Homeless Management Information System, known as InHouse.

ESG funds were allocated to the North County HRC through the FY20-24 Community Agency Request for Proposals (RFP) allocation process. Bay Area Community Services successfully competed to operate the HRC and will therefore be awarded the ESG funding.

4. If the jurisdiction is unable to meet the homeless participation requirement in 24 CFR 576.405(a), the jurisdiction must specify its plan for reaching out to and consulting with homeless or formerly homeless individuals in considering policies and funding decisions regarding facilities and services funded under ESG.

The policy-making entity for the City of Berkeley which makes decisions regarding the facilities, services, and other programs to receive funding under the Emergency Solutions Grant (ESG) is the

Berkeley City Council. The Berkeley City Council is elected by the citizens of Berkeley. The City cannot mandate that a homeless or formerly homeless individual be on the City Council. Therefore, the City must develop and implement a plan to consult with homeless or formerly homeless individuals in making policies and decisions regarding programs that receiving funding under ESG.

5. Describe performance standards for evaluating ESG.

The performance standards to be applied to ESG activities is attached as an image labeled Outcome Measures. These standards were developed in 2009-2010 through the leadership of EveryOne Home (the Continuum of Care) and partially funded by City of Berkeley General Funds. This matrix presents outcome standards for each type of program in the Continuum of Care. Most were established as a percentage of the average outcomes achieved by all County programs (for example, the average permanent housing placement rate of all emergency shelters) and will be adjusted over time to ensure continued improvement.

Systemwide Performance Targets for Rapid Re-Housing Services

Rapid Re-Housing		Target
How Much?	Service Population: Unduplicated count of individuals served (HUD Element, APR Q5a)	observe
	Service Population: Proportion of chronically homeless individuals served (HUD Element, APR Q5a)	observe
	Service Population: Unduplicated count of households served(HUD Element, Annual Performance Report/APR Q8a)	observe
	Service Population: Proportion of chronically homeless households served (HUD Element, APR Q26a)	observe
How Well?	Data Quality: Data entry within 3 days (HUD Element, APR Q6e)	100%
	Data Quality: Completion. Adult participants with income info. recorded in HUD Element at entry and annual or exit assessments (HUD Element, APR Q18)	90%
	Average length of time from enrollment to move in (HUD Element, Apr Q22c)	60% within 2 months
With What Impact?	Are participants growing their income? (HUD Element, APR Q19a3)	50%

	Are participants accessing mainstream benefits? (HUD Element, APR Q20b)	85%
	Are participants enrolled in health insurance?(HUD Element, APR Q21)	85%
	Are we successfully moving people into permanent housing? (HUD Element, APR Q23a&b)	80%
	Exits to Homelessness: What proportion of people exit to homeless destinations? (HUD Element APR Q23a&b)	<5%

Together Priority Home Partnership and the Housing Retention program make up the housing retention and rapid rehousing segment of the City’s continuum of services. The City will continue to work with EveryOne Home and community agencies to ensure that prevention and rapid rehousing funds are fully utilized and play an important role in ending homelessness in Berkeley.

Appendix - Alternate/Local Data Sources

1	Data Source Name Berkeley Housing Authority
	List the name of the organization or individual who originated the data set. Berkeley Housing Authority
	Provide a brief summary of the data set. The table was updated with the most current data available from PIC (PIH Information Center)
	What was the purpose for developing this data set?
	Provide the year (and optionally month, or month and day) for when the data was collected. December 2019
	Briefly describe the methodology for the data collection.
	Describe the total population from which the sample was taken.
	Describe the demographics of the respondents or characteristics of the unit of measure, and the number of respondents or units surveyed.

CITY OF BERKELEY

SUBSTANTIAL AMENDMENT #2

ANNUAL ACTION PLAN FOR HOUSING AND COMMUNITY DEVELOPMENT

JULY 1, 2019 – JUNE 30, 2020 (PY 2019)

For the U.S. Department of Housing and Urban
Development

San Francisco Field Office of Community
Planning and Development

FEBRUARY, 2021

Table of Contents

Executive Summary	3
AP-05 Executive Summary - 24 CFR 91.200(c), 91.220(b)	3
PR-05 Lead & Responsible Agencies – 91.200(b).....	7
AP-10 Consultation – 91.100, 91.200(b), 91.215(l).....	8
AP-12 Participation – 91.105, 91.200(c)	11
Expected Resources	18
AP-15 Expected Resources – 91.220(c)(1,2).....	18
Annual Goals and Objectives.....	22
Projects	26
AP-35 Projects – 91.220(d).....	26
AP-38 Project Summary.....	27
AP-50 Geographic Distribution – 91.220(f)	32
Affordable Housing	33
AP-55 Affordable Housing – 91.220(g)	33
AP-60 Public Housing – 91.220(h).....	34
AP-65 Homeless and Other Special Needs Activities – 91.220(i).....	35
AP-75 Barriers to affordable housing – 91.220(j).....	38
AP-85 Other Actions – 91.220(k)	40
Program Specific Requirements	44

Attachment 1: City of Berkeley CDBG, ESG, and HOME Projects

Attachment 2: Systemwide Performance Targets for *Rapid Re-Housing Services*

Attachment 3: Public Notice and Community Participation Summary

Executive Summary

AP-05 Executive Summary - 24 CFR 91.200(c), 91.220(b)

1. Introduction

This Annual Action Plan is the 5th Annual Action Plan for the current Consolidated Planning period.

2. Summarize the objectives and outcomes identified in the Plan

The City of Berkeley (COB) has ambitious objectives for spending its federal entitlement grant funding. Berkeley allocates these and other state and local funds to maximize assistance for its low and moderate-income households through:

- Housing acquisition, rehabilitation, repair, and accessibility improvements,
- Assisting homeless adults and families including those with disabilities and other special needs, through emergency shelter, transitional housing, and service-enriched affordable, supportive housing; and
- Funding public facilities improvements to protect and sustain the infrastructure critical to community services and economic vitality in Berkeley.

The COB has long placed a high priority on affordable housing and community services because they reflect important community values. The City now invests more General Fund dollars into related programs than it receives in federal funding for these activities. The City is committed to maintaining high-quality programs for those in need but faces challenges due to uncertainty in future federal funds available. At the same time, ESG, HOME, Consolidated Plan, and Annual Action Plan requirements have substantially increased. Uncertain funding and increased administrative burden will impact the City's ability to address all of the many needs identified.

Approved Allocations. As summarized in **AP-38** and detailed in **Attachment 1**, the COB plans to allocate \$2,667,120 in Community Development Block Grant (CDBG) funds together with \$1,166,259 in prior years' carryover and \$250,531 in CDBG program income to fund:

- \$2,903,658 in housing projects and programs;
- \$453,921 in public services;
- \$152,908 for community and public facilities activities; and
- \$573,424 to administer all facets of the City's CDBG program.

The COB will utilize its PY19 ESG allocation of \$227,398 to: serve literally homeless people through the Coordinated Entry System (\$203,667), support the County-wide Homeless

Management Information System, (\$6,676), and support its program planning and administration activities (\$17,055).

The COB will utilize its PY19 HOME allocation of \$737,273 and \$20,000 (projected) in program income for program administration (\$75,727), Community Housing Development Organization (CHDO) operations (\$28,115) and will allocate the remaining balance to its Housing Trust Fund (\$633,431).

3. Evaluation of past performance

The City reviews and evaluates its performance through its annual submission of the Consolidated Annual Performance and Evaluation Report. The City tracks single family and multi-family housing rehabilitation efforts and housing development efforts.

The City's Single Family Rehabilitation (SFR) program comprised of the City's Senior and/or Disabled Rehab Home Loan Program (SDRLP), Center for Independent Living, Community Energy Services Corporation and Rebuilding Together is evaluated on an ongoing basis to ensure that the most significant health and safety improvements are prioritized and that sufficient outreach is occurring to increase the number of unduplicated households served overtime.

In PY17, the City restructured its community facility RFP process to be more responsive to emergent agency needs. The City shifted its RFP process to a rolling application period with a minimum grant amount of \$100,000. The program will continue to focus on CDBG priorities for substantial rehabilitation for health and safety, ADA, and/or energy efficiency improvements. CDBG funds were allocated for renovations to the City's Adult Mental Health Clinic in PY2017 and PY2018.

Outcomes for all public services community agency programs funded with federal funds are tracked, and prior outcomes are used to inform funding decisions. The City also uses countywide Homeless Count and program outcome data to inform its goals on homelessness.

4. Summary of Citizen Participation Process and consultation process

A public hearing on community needs was held on October 17, 2018 before members of the Human Welfare and Community Action Commission (HWCAC), and the Children Youth and Recreation Commission (CYRC). Members from the Housing Advisory Commission (HAC) and the Homeless Commission were unable to attend the Public Hearing. The draft plan was posted on the City's website, and a copy was presented to the HAC at its February 7, 2019 and March 7, 2019 meetings. At its March 7, 2019 meeting, the HAC approved the Annual Action Plan. A Public Hearing on the Final Draft Plan was held on April 23, 2019 before the Berkeley City Council. Outreach was accomplished via mailings to interested parties, including Alameda County Homeless Continuum of Care, community agencies serving low-income people, and

public buildings such as recreation centers, senior centers, libraries and other government buildings.

5. Summary of public comments

At the October 17, 2018 public hearing, twenty Berkeley residents were present and provided testimony related to improving the homeless services website, strategies and solutions for vehicular dwellers, Section 8 (Berkeley Housing Authority) customer services and assistance with landlord communications, partnerships with health and housing providers, welcoming ex-offenders back into the community, pedestrian safety and fair housing/housing discrimination education. There was an additional written comment submitted suggesting that services for affordable housing should include help or assistance for property taxes for low-income people, especially for older, single homeowners without enough space to rent rooms or part of their houses.

There were seventeen public comments at Housing Advisory Commission meetings on February 7th and March 7th and 13th, 2019. Public comments addressed concerns related to recommendations to fund organizations located in south Berkeley, particularly Inter-City Services and Rebuilding Together East Bay North. These two organizations provide workforce development and housing rehabilitation services, respectively.

Public comment at the April 23, 2019 City Council Public Hearing included testimony from twenty seven individuals concerned about services for low-income persons including: housing rehabilitation for homeowners, deaf and disability related services especially for homeless persons, health care and supportive services for formerly homeless persons, general homeless services, legal services for survivors of domestic violence, programming for youth graduating from Berkeley High School, and more transparency around monitoring agencies and the City's budget process.

Amendment #2 Public Participation response were as follows:

- A draft of the Substantial Amendment was made available on the City's webpage; and
- Outreach and noticing to interested parties was conducted in accordance with the City's Citizen Participation Plan; and
- A public hearing on the Substantial Amendment was held in front of Berkeley City Council on February 9, 2021. This public hearing and comment period was noticed in the Berkeley Voice on January 8, 2021.
- TBD members of the public spoke at the February 9, 2021 public hearing on PY19 Annual Action Plan Substantial Amendment #2 in front of the City Council. Comments included TBD. TBD written comments were received on the Substantial Amendment #2 from the public noticing.

6. Summary of comments or views not accepted and the reasons for not accepting them

All comments were accepted.

PR-05 Lead & Responsible Agencies – 91.200(b)

1. Agency/entity responsible for preparing/administering the Consolidated Plan

Describe the agency/entity responsible for preparing the Consolidated Plan and those responsible for administration of each grant program and funding source.

Agency Role	Name	Department/Agency
CDBG Administrator	BERKELEY	Health, Housing & Community Services Department
HOME Administrator	BERKELEY	Health, Housing & Community Services Department
ESG Administrator	BERKELEY	Health, Housing & Community Services Department

Table 1 – Responsible Agencies

Narrative (optional)

The City of Berkeley’s Health, Housing & Community Services Department (HHCS) is the lead agency for overseeing the development of the plan. The Department coordinates the City’s funding allocation and monitoring for community based organizations, administration of the Housing Trust Fund, and operation of other housing and community services programs such as the Shelter Plus Care program, and Senior and Disabled Home Rehabilitation Loan Program. The Department also includes the Mental Health, Public Health, and Aging Services divisions, which provide direct services to the community, and it includes the Environmental Health division.

Consolidated Plan Public Contact Information

Rhianna Babka
 Community Services Specialist III
 2180 Milvia Street, 2nd Floor
 Berkeley, CA 94704
 510-981-5410
 rbabka@cityofberkeley.info

AP-10 Consultation – 91.100, 91.200(b), 91.215(I)

1. Introduction

During the next year, the City of Berkeley will continue to coordinate the housing and community services activities within the department through regular senior staff meetings, such as a monthly Homeless Team meeting, and will continue to coordinate with other City Departments on specific topics. It will also consult with EveryOne Home, the countywide coordinating body and plan to end homelessness, and its partners at Alameda County Behavioral Health Care Services and Social Services Agency as well as community stakeholders in Berkeley.

Provide a concise summary of the jurisdiction’s activities to enhance coordination between public and assisted housing providers and private and governmental health, mental health and service agencies (91.215(I))

City staff continue to participate in the implementation of EveryOne Home. EveryOne Home spearheads Alameda County’s Homeless Continuum of Care. Staff will continue to participate in the initiative’s various committees and/or Leadership Board, which includes most public funders of housing and homeless services in the county, as well as leadership from key community based organizations, including those which develop affordable housing. Leadership Board membership helps coordinate efforts across the county. In PY19, City will continue to work with EveryOne Home, Alameda County Behavioral Health Care Services and Social Service Agency to continue to implement the Countywide Coordinated Entry System (CES) for homeless services and will participate in EveryOne Home’s ongoing implementation of multiple CES sites throughout the county. Other recent countywide collaboration efforts include Alameda County’s 2019 Point in Time Homeless Count and report and the ongoing implementation of the Home Stretch registry, an initiative targeting people who are chronically homeless and highly vulnerable.

Describe coordination with the Continuum of Care and efforts to address the needs of homeless persons (particularly chronically homeless individuals and families, families with children, veterans, and unaccompanied youth) and persons at risk of homelessness

In PY19, the City will continue to work with EveryOne Home, Alameda County Behavioral Health Care Services and Social Service Agency to implement the Berkeley Coordinated Entry System (CES) for homeless services and will participate in EveryOne Home’s ongoing implementation of its he Coordinated Entry System throughout the county. These efforts have led to the standardization of screening, intake and assessments protocols across the Continuum of Care to better match people who are homeless with the best fit available housing solution.

Describe consultation with the Continuum(s) of Care that serves the jurisdiction's area in determining how to allocate ESG funds, develop performance standards for and evaluate outcomes of projects and activities assisted by ESG funds, and develop funding, policies and procedures for the operation and administration of HMIS

Consultation with EveryOne Home, the Alameda-Countywide Continuum of Care, City of Berkeley, the City of Oakland, and the Alameda County Housing and Community Services Department was initiated in 2012. The discussion focused on how to implement the new ESG requirements in a way that would be consistent countywide and would continue the collaboration launched in 2009 with American Recovery and Reinvestment Act (ARRA) Homelessness Prevention and Rapid Re-housing (HPRP) funds. The group held several meetings in PY12, resulting in the development of a policies and procedures manual that was used to implement the Priority Home Partnership Program. The most recent version was attached to the 2015 Consolidated Plan.

2. Describe Agencies, groups, organizations and others who participated in the process and describe the jurisdiction’s consultations with housing, social service agencies and other entities

1	Agency/Group/Organization	EveryOne Home
	Agency/Group/Organization Type	Services - Housing Services - Children Services - Persons with Disabilities Services - Homeless Services - Employment
	What section of the Plan was addressed by Consultation?	Homeless Needs - Chronically homeless Homeless Needs - Families with children Homelessness Needs - Veterans Homelessness Strategy
	Briefly describe how the Agency/Group/Organization was consulted. What are the anticipated outcomes of the consultation or areas for improved coordination?	The City of Berkeley adopted EveryOne Home's plan to end homelessness in 2006 and the City continues to participate in the implementation of the plan. See above coordination with EveryOne Home, Alameda County Behavioral Health Care Services and SSA.

2	Agency/Group/Organization	ALAMEDA COUNTY HOUSING & COMMUNITY DEVELOPMENT
	Agency/Group/Organization Type	Services - Housing Services - Children Services - Persons with Disabilities Services - Employment
	What section of the Plan was addressed by Consultation?	Homeless Needs - Chronically homeless Homeless Needs - Families with children Homelessness Needs - Veterans Homelessness Strategy
	Briefly describe how the Agency/Group/Organization was consulted. What are the anticipated outcomes of the consultation or areas for improved coordination?	See above coordination with Alameda County.

Table 2 – Agencies, groups, organizations who participated

Identify any Agency Types not consulted and provide rationale for not consulting

Not applicable.

Other local/regional/state/federal planning efforts considered when preparing the Plan

Name of Plan	Lead Organization	How do the goals of your Strategic Plan overlap with the goals of each plan?
Continuum of Care	EveryOne Home	The City of Berkeley adopted EveryOne Home's plan to end homelessness in 2006 and the City continues to participate in the implementation of the plan.

Table 3 – Other local / regional / federal planning efforts

Narrative (optional)

Not applicable.

AP-12 Participation – 91.105, 91.200(c)

1. Summary of citizen participation process/Efforts made to broaden citizen participation

Summarize citizen participation process and how it impacted goal-setting

The City published a public hearing notice on September 28, 2018 in the Berkeley Voice in accordance with its citizen participation plan for a October 17, 2018 Public Hearing at a joint meeting of the Human Welfare and Community Agency and Children (HWCAC), Youth and Recreation Commission (CYRC), Housing Advisory Commission (HAC) and the Homeless Commission. It also sent the notification to residents of public and assisted housing, users of community and senior centers, libraries, and residents being served by over 50 community based agencies funded by the City of Berkeley. The City published a public hearing notice in the Berkeley Voice on March 22, 2019 for its April 23, 2019 Public Hearing at the Berkeley City Council meeting. This notification was also sent to residents of public and assisted housing, users of community and senior centers, libraries, and residents being served by over 50 community based agencies funded by the City of Berkeley.

The City published a public hearing notice in the Berkeley Voice in accordance with its citizen participation plan for a July 23, 2019 Public Hearing at the City's Council Meeting. It also sent the notification users of community and senior centers, libraries, and persons being served by over 50 community based agencies funded by the City of Berkeley. The City published a public hearing notice in the Berkeley Voice on June 28, 2019 for its July 23, 2019 Public Hearing at the Berkeley City Council meeting.

Substantial Amendment #2 Public Participation response were as follows:

- A draft of the Substantial Amendment was made available on the City's webpage; and
- Outreach and noticing to interested parties was conducted in accordance with the City's Citizen Participation Plan; and
- A public hearing on the Substantial Amendment was held in front of Berkeley City Council on February 9, 2021. This public hearing was noticed in the *Berkeley Voice* on January 8, 2021.
- TBD members of the public spoke at the February 9, 2021 public hearing on PY19 Annual Action Plan Substantial Amendment #2 in front of the City Council. Comments included TBD. TBD written comments were received on the Substantial Amendment #2 from the public noticing.

Citizen Participation Outreach

Sort Order	Mode of Outreach	Target of Outreach	Summary of response/ attendance	Summary of comments received	Summary of comments not accepted and reasons	URL (if applicable)
1	Public Hearing	<p>Minorities</p> <p>Non-English Speaking - Specify other language: Spanish and Mandarin</p> <p>Persons with disabilities</p> <p>Residents of Public and Assisted Housing</p> <p>Berkeley Residents</p>	<p>20 community members attended the October 17, 2018 Public Hearing and 14 people provided testimony. In addition, 1 written comment was received.</p>	<p>Berkeley residents provided testimony regarding the need for improving the homeless services website, strategies and solutions for vehicular dwellers, Section 8 (Berkeley Housing Authority) customer services and assistance with landlord communications, partnerships with health and housing providers, welcoming ex-offenders back into the community, pedestrian safety fair housing/housing discrimination education and services for property taxes assistance for low-income people especially for older, single homeowners.</p>	<p>All comments were accepted. Many of the priorities mentioned are underway and/or are already funded by the City through local, state and federal funds. The City website is currently being redesigned and Section 8 comments were referred to the Housing Authority.</p>	<p>https://www.cityofberkeley.info/Clerk/Commissions/Archive/Pages/Housing_Advisory_Commission_Archive_Page.aspx</p>

Sort Order	Mode of Outreach	Target of Outreach	Summary of response/ attendance	Summary of comments received	Summary of comments not accepted and reasons	URL (if applicable)
2	Public Meeting	Housing Advisory Commission (HAC) representatives	February 7, members of the HAC discussed the Annual Action Plan.	HAC members reviewed and discussed the AAP at its February 7, 2019 meeting. No comments were received.	N/A	https://www.cityofberkeley.info/Housing_Advisory_Commission/
3	Public Meeting	Housing Advisory Commission (HAC) representatives	March 7 & 13, members of the HAC discussed the Annual Action Plan.	HAC members reviewed and discussed the AAP at its March 7, 2019 meeting. Comments and questions pertaining to the AAP focused on the process and understanding draft recommendations . At the subsequent special meeting seventeen members of the public spoke. Community concerns included funding organizations located in south Berkeley, particularly two organizations providing workforce development and housing rehabilitation services.	N/A.	https://www.cityofberkeley.info/Housing_Advisory_Commission/

Sort Order	Mode of Outreach	Target of Outreach	Summary of response/ attendance	Summary of comments received	Summary of comments not accepted and reasons	URL (If applicable)
4	Public Hearing	<p>Minorities</p> <p>Non-English Speaking - Specify other language: Spanish and Mandarin</p> <p>Persons with disabilities</p> <p>Residents of Public and Assisted Housing</p> <p>Low income Berkeley Residents</p>	<p>This Public Hearing was held at the April 23, 2019, City of Berkeley Council Special Meeting.</p>	<p>Public comment included testimony from twenty seven individuals concerned about services for low-income persons including: housing rehabilitation for homeowners, deaf and disability related services especially for homeless persons, health care and supportive services for formerly homeless persons, general homeless services, legal services for survivors of domestic violence, programming for youth graduating from Berkeley High School, and more transparency around monitoring agencies and the City's budget process.</p>	N/A.	<p>https://www.cityofberkeley.info/Clerk/City_Council/City_Council_Agenda_Index.aspx</p>

Sort Order	Mode of Outreach	Target of Outreach	Summary of response/ attendance	Summary of comments received	Summary of comments not accepted and reasons	URL (if applicable)
5.	Public Meeting	Housing Advisory Commission (HAC) representatives	July 11, members of the HAC discussed the Amendment to the Annual Action Plan.	Comments included encouraging homeless persons were included in the outreach about the public hearing.	N/A	https://www.cityofberkeley.info/Housing_Advisory_Commission/
6.	Public Hearing	Minorities Non-English Speaking - Specify other language: Spanish and Mandarin Persons with disabilities Residents of Public and Assisted Housing Berkeley Residents	July 23 Council Public Hearing to discuss the Amendment to the Annual Action Plan	None.	N/A	https://www.cityofberkeley.info/Clerk/City_Council/City_Council_Agenda_Index.aspx

Sort Order	Mode of Outreach	Target of Outreach	Summary of response/ attendance	Summary of comments received	Summary of comments not accepted and reasons	URL (if applicable)
<u>7.</u>	<u>Public Hearing (Virtual)</u>	<u>Non-targeted/broad community</u>	<u>The February 9, 2021 virtual public hearing had TBD persons in attendance and TBD members of the public commented in front of Berkeley City Council.</u>	<u>TBD written comments received. Comments included TBD</u>	<u>TBD</u>	<u>https://www.cityofberkeley.info/Clerk/City_Council_Agenda_Index.aspx</u>

Table 4 – Citizen Participation Outreach

Expected Resources

AP-15 Expected Resources – 91.220(c)(1,2)

Introduction

The City will receive \$3,631,791 in federal Housing and Urban Development Department (HUD) funds comprised of \$2,667,120 in CDBG, \$737,273 in HOME and \$227,398 in ESG funds. Additionally, the City will add \$250,531 in CDBG Program Income and \$788,029 in unused CDBG carry over and \$20,000 (projected) in HOME Program Income to these amounts.

Anticipated Resources

Program	Source of Funds	Uses of Funds	Expected Amount Available Year 1				Expected Amount Available Remainder of ConPlan \$	Narrative Description
			Annual Allocation: \$	Program Income: \$	Prior Year Resources: \$	Total: \$		
CDBG	public - federal	Acquisition Admin and Planning Economic Development Housing Public Improvements Public Services	\$2,667,120	\$250,531	<u>\$1,166,259</u>	<u>\$4,083,910</u>	<u>\$4,083,910</u>	CDBG funds are allocated to public services, housing services and rehabilitation, and public facility improvements. The City of Berkeley does not currently use CDBG funds for economic development.

Program	Source of Funds	Uses of Funds	Expected Amount Available Year 1				Expected Amount Available Remainder of ConPlan \$	Narrative Description
			Annual Allocation: \$	Program Income: \$	Prior Year Resources: \$	Total: \$		
HOME	public - federal	Acquisition Homebuyer assistance Homeowner rehab Multifamily rental new construction Multifamily rental rehab New construction for ownership TBRA	\$737,273	\$20,000 (projected)	\$0	\$757,273	\$757,273	The City allocates 10% of the HOME allocation to administration, up to 5% for CHDO operating costs, and 85% to the City Housing Trust Fund.

Program	Source of Funds	Uses of Funds	Expected Amount Available Year 1				Expected Amount Available Remainder of ConPlan \$	Narrative Description
			Annual Allocation: \$	Program Income: \$	Prior Year Resources: \$	Total: \$		
ESG	public - federal	Conversion and rehab for transitional housing Financial Assistance Overnight shelter Rapid re-housing (rental assistance) Rental Assistance Services Transitional housing Emergency Shelter and Street Outreach	227,398	0	0	227,398	227,398	The City of Berkeley uses ESG funds for Rapid Rehousing, Emergency Shelter and Street Outreach for literally homeless individuals and families. A small portion of the ESG funds are used to support the County-wide HMIS system. The City allocates 7.5% of the allocation to Planning and Admin.

Table 5 - Expected Resources – Priority Table

Explain how federal funds will leverage those additional resources (private, state and local funds), including a description of how matching requirements will be satisfied

Most of the housing and community services programs described in the Consolidated Plan will continue to be delivered by nonprofit community based organizations. The City contracts with a wide range of housing and service providers using CDBG, HOME, ESG, Community Services

Block Grant (CSBG), General Fund, and other sources of funding. These organizations leverage significant financial and in-kind support from individual community members, foundations, and private organizations that help meet the needs identified in this plan. In addition to leveraging at the individual agency level, the City has historically matched the investment of CDBG, HOME, and ESG dollars with the investment of General Funds. Typically, over two-thirds of the funding for community agency programs comes from General Funds. The City meets the HOME 25 percent match requirement and has accumulated over \$4 million in excess match by investing local funds in HOME eligible affordable housing projects. The City meets the dollar for dollar match requirements for the ESG program by allocating General Funds to various homeless services providers. In PY17 and PY18 two shelter programs received a total of approximately \$600,000 in City General Funds.

If appropriate, describe publically owned land or property located within the jurisdiction that may be used to address the needs identified in the plan

The City has long-term leases of City-owned property with non-profit organizations that address the needs identified. Programs currently operating in leased City-owned properties include:

- Dorothy Day House Homeless Shelter;
- BOSS' Harrison House Shelter for Homeless men, women and families;
- BOSS' MASC – a homeless daytime Drop-In Center;
- BOSS' Sankofa House – transitional housing for homeless families; and
- Women's Daytime Drop-In Center– Drop-in services for homeless families.

The City has entered into a Disposition and Development Agreement with the BRIDGE Housing Corporation for the development of City-owned Berkeley Way parking lot as a site for permanent supportive housing, replacement emergency shelter, and permanent affordable housing. BRIDGE is working in collaboration with the Berkeley Food and Housing Project, a local homeless serving organization. The Berkeley Way parking lot is nearly one acre in size and in a central location near the Downtown Berkeley BART station and many nearby amenities. The City has provided \$3.9M in predevelopment funding and has reserved an additional \$23.5M for the project's development. In 2017, the project received its land use entitlements for 89 units of affordable housing, 53 units of permanent supportive housing, and 44 shelter/transitional beds. The City continues to work closely with the development team to secure full financing for this project.

Discussion

Not applicable.

Annual Goals and Objectives

AP-20 Annual Goals and Objectives

Goals Summary Information

Sort Order	Goal Name	Start Year	End Year	Category	Geographic Area	Needs Addressed	Funding	Goal Outcome Indicator
1	Affordable Housing Supply and Quality	2015	2019	Affordable Housing	BERKELEY	Affordable Housing	CDBG: <u>\$2,903,658</u> HOME: \$633,431	Rental units constructed: 23 <u>Rental Housing Rehabilitated: 49</u> Household Housing Unit Homeowner Housing Rehabilitated: 45

Sort Order	Goal Name	Start Year	End Year	Category	Geographic Area	Needs Addressed	Funding	Goal Outcome Indicator
2	Improve Public Facilities and Public Services	2015	2019	Non-Housing Community Development	BERKELEY	Non-Housing Community Development & Homelessness	CDBG: <u>\$606,829</u>	Public Facility or Infrastructure Activities other than Low/Moderate Income Housing Benefit: <u>300</u> Persons Assisted Public service activities other than Low/Moderate Income Housing Benefit: 1,042 Persons Assisted Homeless Person Overnight Shelter: 115 Persons Assisted
3	Homeless Prevention and Rapid Re-Housing	2015	2019	Homeless	BERKELEY	Homelessness	ESG: \$227,398	Tenant-based rental assistance / Rapid Rehousing: 10 Households Assisted Emergency Shelter and Street Outreach: 972 Persons Assisted

Table 6 – Goals Summary

Goal Descriptions

1	Goal Name	Affordable Housing Supply and Quality
	Goal Description	CDBG and HOME funds are used to support new affordable housing, rehabilitating existing affordable housing, funding single family rehabilitation for seniors and the disabled, and other housing services, such as loan servicing.
2	Goal Name	Improve Public Facilities and Public Services
	Goal Description	Programs funded under this project serve people who are homeless and people facing housing discrimination. These projects will assist approximately 1,575 people who are homeless and 70 low-income households facing housing discrimination. Additionally, funding is <u>typically</u> allocated to community facility improvements facilitated the City of Berkeley. The City will allocate \$1,049,370 to the Community Facility NOFA and expects to receive a minimum of 2-6 applications ranging from \$100,000 – \$250,000 in funding requests. The City will continue supporting renovations to the Berkeley Adult Mental Health Clinic and the Berkeley Public Health Clinic in PY19, but no PY19 have been allocated to these facility projects <u>public facility and earlier unused funds will be shifted to a housing rehabilitation project.</u>
3	Goal Name	Homeless Prevention and Rapid Re-Housing
	Goal Description	ESG funds will be used for Rapid-Rehousing financial assistance, Emergency Shelter, Street Outreach and to support the county-wide Homeless Management Information System (HMIS). Additionally, the COB will utilize the maximum amount for administration activities.

Table 7 – Goal Descriptions

Estimate the number of extremely low-income, low-income, and moderate-income families to whom the jurisdiction will provide affordable housing as defined by HOME 91.215(b):

During PY19, Satellite Affordable Housing Associates will have the Grayson project in construction. Occupancy is expected by July 2019. Grayson will include 22 affordable units and one unrestricted manager's unit. Six of the 22 units will be reserved for households earning up to 60% AMI (low), four at up to 50% AMI (very low), three at up to 40% AMI (very low), and nine at up to 30% AMI (extremely low). Of the total, 9 are supported by the HOME funds.

Depending the outcome of funding applications during the winter and spring of 2019, BRIDGE Housing Corporation and the Berkeley Food and Housing Project's Berkeley Way project (53 extremely low income and 89 low income units) and Satellite Affordable Housing Associate's

Oxford Senior Apartments (7 extremely low income and 27 low income units) may go into construction as soon as December 2019.

Proposed rehabilitation work includes two affordable housing properties: Rosewood Manor (35 units) and Lorin Station (14 units). Both Lorin Station and Rosewood Manor are owned and operated by the South Berkeley Neighborhood Development Corporation (SBNDC). Both properties are over 30 years old and are in need of major rehabilitation. CDBG funds will be used for emergency plumbing and roofing repairs.

Projects

AP-35 Projects – 91.220(d)

Introduction

With its CDBG, HOME, and ESG funds, the City of Berkeley will fund eligible projects in the following categories: housing development, rehabilitation and services projects, public services, public/community facility improvement projects, emergency shelter grant programs, program planning and administration, and the Housing Trust Fund.

Projects

#	Project Name
1	City of Berkeley Planning and Administration
2	Single Family Rehabilitation Programs
3	Public Services
4	Housing Services
5	Community Facility Rehabilitation
6	Housing Trust Fund
7	ESG19 - City of Berkeley Rapid Rehousing , Emergency Shelter, Street Outreach and HMIS

Table 8 - Project Information

Describe the reasons for allocation priorities and any obstacles to addressing underserved needs

The City continues to fund activities that have been identified as a need.

AP-38 Project Summary

Project Summary Information

1	Project Name	City of Berkeley Planning and Administration
	Target Area	BERKELEY
	Goals Supported	Affordable Housing Supply and Quality Improve Public Facilities and Public Services Homeless Prevention and Rapid Re-Housing
	Needs Addressed	Affordable Housing Homelessness Non-Housing Community Development
	Funding	CDBG: \$573,424 HOME: \$75,727
	Description	The project will fund City staff to plan and administer CDBG and HOME projects.
	Target Date	N/A
	Estimate the number and type of families that will benefit from the proposed activities	N/A
	Location Description	N/A
	Planned Activities	Information about the planned activities is included in Section AP-38 Project Summaries.
2	Project Name	Single Family Rehabilitation Programs
	Target Area	BERKELEY
	Goals Supported	Affordable Housing Supply and Quality
	Needs Addressed	Affordable Housing
	Funding	CDBG: \$767,708
	Description	Activities related to single family rehabilitation efforts will be funded under this project. These projects will cover health and safety improvements as well as accessibility improvements such as the installation of ramps/lifts for low income homeowners and renters.

	Target Date	6/30/2020
	Estimate the number and type of families that will benefit from the proposed activities	45 Households.
	Location Description	Various locations within the City of Berkeley.
	Planned Activities	Activities include health and safety, accessibility, and energy efficiency improvements.
3	Project Name	Public Services
	Target Area	BERKELEY
	Goals Supported	Homeless Prevention and Rapid Re-Housing
	Needs Addressed	Homelessness
	Funding	CDBG: \$453,921
	Description	Funds will be used to provide 1) housing navigation services to chronically homeless individuals through Berkeley's Coordinated Entry system, 2) emergency shelter, and 3) fair housing services.
	Target Date	6/30/2020
	Estimate the number and type of families that will benefit from the proposed activities	1,157 households are expected to be served through these activities.
	Location Description	Berkeley
	Planned Activities	Bay Area Community Services will operate Berkeley's Coordinated Entry System which will screen, conduct intakes, and provide housing navigation services to approximately 972 people. Berkeley Food and Housing Program will provide emergency shelter to approximately 115 adult homeless men. Eden Council for Hope and Opportunity will provide outreach, training, fair housing counseling services to up to 70 households, investigation of an estimated 25 fair housing complaints, 10 tenant/landlord mediations, and 10 fair housing testing/audits with follow-up training for non-compliant property owners.
	Project Name	Housing Services

4	Target Area	BERKELEY
	Goals Supported	Affordable Housing Supply and Quality
	Needs Addressed	Affordable Housing
	Funding	CDBG: \$70,008
	Description	City staff provide loan services to support single family rehabilitation, housing trust fund projects, and other federally funded housing related activities.
	Target Date	6/30/2020
	Estimate the number and type of families that will benefit from the proposed activities	The project will serve approximately 106 active housing rehabilitation loans.
	Location Description	Various locations within the City of Berkeley.
	Planned Activities	Services provided under this project will include accounting, processing loan payments and loan payoff demands, deeds of reconveyance, lien releases and loan subordination requests, collections, personal financial analysis and structuring of temporary repayment agreements.
5	Project Name	Community Facility Rehabilitation
	Target Area	BERKELEY
	Goals Supported	Improve Public Facilities and Public Services
	Needs Addressed	Non-Housing Community Development
	Funding	CDBG: \$152,908
	Description	Activities that fund the rehabilitation of public facilities are funded under this project.
	Target Date	6/30/2020
	Estimate the number and type of families that will benefit from the proposed activities	It is projected that improved community facility improvements provided by the City of Berkeley administered program will benefit a minimum of 11,613 <u>300</u> people <u>at the</u> The number of beneficiaries is expected to increase with the completion of both the City of Berkeley Mental and Public Health Clinic_s and the addition of new community facility projects to be identified through the upcoming NOFA.
Location Description	Various locations within the City of Berkeley.	

	Planned Activities	Activities include improving community facilities by funding substantial rehabilitation to applicants of the City administered Community Facility Improvement Program. Additionally, the The City of Berkeley's Adult Mental Health Clinic and the City's Public Health Clinic is currently under construction and will come to completion <u>in PY20 and to serve</u> s some of the City's lowest income and most vulnerable populations.
6	Project Name	Housing Trust Fund
	Target Area	BERKELEY
	Goals Supported	Affordable Housing Supply and Quality
	Needs Addressed	Affordable Housing
	Funding	CDBG: \$1,915,942 HOME: \$681,546
	Description	Activities that provide funding for City staff in support of projects funded with City of Berkeley Housing Trust Fund dollars, includes funding for projects and CHDO operating funds.
	Target Date	6/30/2020
	Estimate the number and type of families that will benefit from the proposed activities	During PY19, Grayson Street Apartments (23 units, 9 of which are supported by HOME funds) will be under construction. This project will likely be completed in PY19. <u>Funding is amended to support substantial rehabilitation of the 35-unit Rosewood Manor and 14-unit Lorin Station Apartments.</u>
	Location Description	Citywide
	Planned Activities	City staff actively facilitate development, rehabilitation and/or preservation of affordable housing through working with developers, other city staff, lenders and other public agencies for the acquisition and rehabilitation of multi-family housing.
7	Project Name	ESG19 - City of Berkeley Rapid Rehousing, Emergency Shelter, Street Outreach and HMIS
	Target Area	BERKELEY
	Goals Supported	Homeless Prevention and Rapid Re-Housing
	Needs Addressed	Homelessness
	Funding	ESG: \$227,398

Description	ESG funds will be used for Rapid Re-Housing, Emergency Shelter, Street Outreach, HMIS and City staff to plan and administer the program.
Target Date	6/30/2020
Estimate the number and type of families that will benefit from the proposed activities	10 households will be served with rapid rehousing financial assistance. 972 persons will be assisted with Emergency Shelter/Street Outreach.
Location Description	Various locations.
Planned Activities	ESG funds will be used to provide financial assistance and housing relocation and stabilization services to rapidly re-house approximately 10 households, support 972 people in Emergency Shelter/Street Outreach activities.

Table 8.1 – Project Summary Information

AP-50 Geographic Distribution – 91.220(f)

Description of the geographic areas of the entitlement (including areas of low-income and minority concentration) where assistance will be directed

As discussed in section MA-50 of the City’s current Consolidated Plan the City does not have areas of low-income or minority concentrations and therefore does not allocate federal funds geographically.

Geographic Distribution

Target Area	Percentage of Funds
BERKELEY	100

Table 9 - Geographic Distribution

Rationale for the priorities for allocating investments geographically

Not applicable.

Discussion

Not applicable.

Affordable Housing

AP-55 Affordable Housing – 91.220(g)

Introduction

This section includes HOME-funded units only. Unit counts are broken out two ways: by population served and by type of housing provided. The table below includes information for Grayson Street Apartments, which will be funded with HOME funds in PY19. The City's contract containing HOME funds was executed in November 2017 and construction completion is expected in 2019. The total number of units will equal 23.

One Year Goals for the Number of Households to be Supported	
Homeless	0
Non-Homeless	0
Special-Needs	9
Total	9

Table 10 - One Year Goals for Affordable Housing by Support Requirement

One Year Goals for the Number of Households Supported Through	
Rental Assistance	0
The Production of New Units	9
Rehab of Existing Units	0
Acquisition of Existing Units	0
Total	9

Table 11 - One Year Goals for Affordable Housing by Support Type

Discussion

Not applicable.

AP-60 Public Housing – 91.220(h)

Introduction

The Berkeley Housing Authority (BHA) is not a department of the City of Berkeley. BHA Board members are appointed by the Mayor and confirmed by the City Council. The Berkeley Housing Authority does not have any public housing.

Actions planned during the next year to address the needs to public housing

Not applicable.

Actions to encourage public housing residents to become more involved in management and participate in homeownership

Not applicable.

If the PHA is designated as troubled, describe the manner in which financial assistance will be provided or other assistance

Not applicable.

Discussion

Not applicable.

AP-65 Homeless and Other Special Needs Activities – 91.220(i)

Introduction

Describe the jurisdictions one-year goals and actions for reducing and ending homelessness including reaching out to homeless persons (especially unsheltered persons) and assessing their individual needs

The City will continue to operate six Shelter Plus Care (S+C) grants and the locally-funded Square One program, providing rental assistance to a minimum of 235 households annually. This includes the City's Housing for Older Adults Project (HOAP) S+C program which provides rental subsidies through the City's Aging Services Division and the COACH grant, which provides rental subsidies and targets people who are chronically homeless. The COACH grant will be expanded in PY19 to serve an additional 53 households. New S+C households continue to be prioritized through Alameda County's Home Stretch registry, a County-wide centralized system which prioritizes people who are chronically homeless and high need with permanent supportive housing opportunities.

During PY19, the City will continue to implement its Coordinated Entry System (CES). It will also participate in EveryOne Home's implementation process of expanding the CES countywide. Outreach and assessing individual needs are important components of the CES and will be expanded in PY19.

In PY17, the City was awarded a three year grant from the County of Alameda to increase services to literally homeless people. The City subcontracted the housing navigation and placement services to Berkeley Food and Housing Project, the CES operator for the northern part of Alameda County. The City also partnered with the cities of Albany and Emeryville. The project is expected to screen and assess over 1,000 people and serve with intensive housing navigation and support a minimum of 170 people.

Addressing the emergency shelter and transitional housing needs of homeless persons

The City will continue to provide funding for shelter and transitional housing. In PY17, the City expanded the number of year-round shelter beds from 118 to 148 year-round by increasing its funding to the YEAH! shelter which serves 18-24 year olds. The year-round beds are accessed through the City of Berkeley's Coordinated Entry System that operates 9 a.m. - noon and 1-4 p.m. Monday through Friday. A second shelter reservation period occurs from 7-8 p.m. to fill available BOSS and BFHP shelter beds that are unoccupied.

In addition to the year-round shelter beds, the City funds a winter shelter program. In the past, the winter shelter was activated when inclement weather was forecast (temperature expected to reach 40 or below or rain). The past two seasons, the City has funded a nightly shelter from December to mid-April adding approximately 75-90 beds. In PY18, the expanded winter shelter

continued its operations as a nightly shelter serving 56 each night. Depending on funding it may continue to operate as a year round shelter to expand the number of year-round shelter beds to more than 200.

Helping homeless persons (especially chronically homeless individuals and families, families with children, veterans and their families, and unaccompanied youth) make the transition to permanent housing and independent living, including shortening the period of time that individuals and families experience homelessness, facilitating access for homeless individuals and families to affordable housing units, and preventing individuals and families who were recently homeless from becoming homeless again

The City of Berkeley has encouraged its network of providers of services to the homeless to focus their efforts on rapidly re-housing their clients. The City has centralized its funded case management services at the CES to allow for ongoing case management regardless of the person's housing status or enrollment at a particular shelter.

In addition, the City is funding Housing Specialist positions whose only role is to identify, cultivate and maintain partnerships with property owners. These case management and housing opportunities will assist all literally homeless clients in Berkeley but will be primarily targeted at individuals and families who are chronically homeless and have multiple barriers.

In PY17, to better serve its homeless families, the City partnered with the City of Oakland and Oakland homeless service providers to expand its Family Front Door, to include homeless families from Berkeley, Albany and Emeryville. Because families often have different service and housing needs than homeless people who are single, this partnership with family focused providers has improved access to resources for families including shelter and transitional housing opportunities.

Helping low-income individuals and families avoid becoming homeless, especially extremely low-income individuals and families and those who are: being discharged from publicly funded institutions and systems of care (such as health care facilities, mental health facilities, foster care and other youth facilities, and corrections programs and institutions); or, receiving assistance from public or private agencies that address housing, health, social services, employment, education, or youth needs.

The Coordinated Entry System will provide people who are at imminent risk of becoming homeless (HUD Homeless definition (Category 2) with problem solving support to retain current housing or to locate another housing placement. This will include mediation with family members and friends to keep individuals and families from entering the shelter system. Additionally, in PY17 and PY18 the City allocated \$832,500 to assist permanently and

temporarily housed Berkeley residents from being evicted, which includes rental assistance and eviction defense.

Alameda County has mental health, foster youth, health care, and corrections discharge policies intended to prevent discharges of individuals from these systems into homelessness, described in detail in the Consolidated Plan. The City will continue to participate in countywide efforts to reduce discharges into homelessness.

Discussion

The City of Berkeley's CES provides a single point of entry for people who are homeless to be screened and assessed for a range of City funded homeless programs, including emergency shelters, transitional housing, permanent supportive housing, and rapid rehousing services. All contracted service providers report outcomes based on the countywide outcome standards developed by Everyone Home, in order to inform future adjustments to the service system.

AP-75 Barriers to affordable housing – 91.220(j)

Introduction:

Actions it planned to remove or ameliorate the negative effects of public policies that serve as barriers to affordable housing such as land use controls, tax policies affecting land, zoning ordinances, building codes, fees and charges, growth limitations, and policies affecting the return on residential investment

In November 2018, Berkeley voters passed a \$135M bond measure (Measure O) to support affordable housing. The measure as written allows flexibility in identifying priorities. The City is working to determine how this new source of local funds will be used, which will be a major activity during PY19.

The City of Berkeley continues to work on implementation of numerous facets of the Council-adopted Housing Action Plan, which contains a set of actions targeted at preserving existing affordable housing, eliminating barriers, and increasing affordable housing production. For example, the Plan requires staff to “examine and eliminate barriers to developing student housing and senior housing” and “create specific per acre density standards, including standards for projects include density bonus units”.

During the last year, the City made progress in reducing barriers to building Accessory Dwelling Units (ADUs), so-called “granny flats” designed to fit into back yards of parcels with existing single-family homes, to increase housing density. Specifically, Berkeley:

- Updated its ordinance to conform to state law easing ADU development restrictions.
- Went beyond minimum state requirements by removing off-street parking requirements
- Removed restrictions around the relationship of the size between existing primary dwelling units and proposed new ADUs
- Removed development standards which limited the allowed locations for ADU entrances
- Allowed average height calculations for ADUs in the Hillside Overlay district
- Increase allowed height limits for ADUs with flat roofs from 10 feet to 14 feet

Another change to promote affordable housing production removed barriers in the R1-A multifamily housing district, to provide certainty on the size of a second “primary” unit proposed for a parcel with an existing unit.

Beyond the above, the City continues to progress in its Zoning Ordinance Revision Project, which will create new baseline zoning which is easier to understand and administer. A large part of this project involves eliminating code inconsistencies which currently present added challenges to proposed new development. The City also initiated modifications to the Density Bonus section of the Zoning ordinance, which are proposed for City Council adoption in January 2019. These changes will bring the City’s density bonus regulations into conformity with state

law meant to ease development restrictions, and to clarify City requirements in order to provide developers greater certainty, with resulting time/cost savings for development proposals.

Discussion

Not applicable.

AP-85 Other Actions – 91.220(k)

Introduction:

The City of Berkeley uses a range of strategies to address the housing, homeless, and community development goals identified in the Consolidated Plan. This section discusses actions planned to foster and maintain affordable housing, to reduce lead-based paint hazards, to reduce the number of poverty-level families in Berkeley, and to coordinate activities in these areas with other entities.

Actions planned to address obstacles to meeting underserved needs

One of Berkeley's major obstacles to meeting underserved needs is the limited amount of federal, state, and local resources available given the diversity of needs in the community and high cost of housing in the Bay Area. The City of Berkeley will continue to pursue new State and Federal resources as available to meet underserved needs.

Actions planned to foster and maintain affordable housing

The City has several programs which foster and maintain affordable housing in Berkeley:

- Rent Stabilization Program. In 1980, Berkeley residents passed the Rent Stabilization and Eviction for Good Cause Ordinance. The Ordinance regulates rent levels for approximately 21,000 residential rental units in Berkeley and provides tenants, in more than 26,000 units, protection against unwarranted evictions helping to maintain affordable housing and preserve community diversity.
- Affordable Housing Mitigation Fee (AHMF). The City requires developers of new market rate rental housing to pay a fee per unit or to provide 20% as many income and rent restricted units—split evenly between those affordable to households earning 50% or less or 80% or less of the area median income—in lieu of the fee. Fee income goes into the City's Housing Trust Fund to support affordable housing development. In 2016, the City adopted an ordinance requiring that certain units provided under this program are reserved for tenants with Section 8 and Shelter Plus Care.
- Condominium Conversion Ordinance (CCO). The CCO governs the conversion of rental apartments and tenancy-in-common buildings to condominiums, and other types of mutual or cooperative housing. It requires owners to pay a mitigation fee. Fee revenue goes into the City's Housing Trust Fund.
- Commercial Linkage Fee. The Affordable Housing Mitigation Program was approved on April 20, 1993. It imposed fees on commercial new construction in which the newly constructed gross floor area is over 7,500 square feet.
- Housing Trust Fund (HTF). The City of Berkeley created its HTF in 1990 to help develop and preserve below-market-rate housing. The HTF pools funds for affordable housing construction from a variety of sources with different requirements, makes them available

through one single application process to local developers, then monitors development and operation of the funded housing.

- Inclusionary Housing Ordinance for ownership housing. The ordinance requires developers of market rate ownership housing to include affordable ownership units or pay a fee.
- Mortgage Credit Certificate. MCC is a federal income tax credit that provides qualified low-income homebuyers a tax credit worth up to 15 percent of their annual mortgage interest paid on their home loan. MCC recipients adjust their federal income tax withholding, which increases their take-home pay, making monthly mortgage payments more affordable. The City participates in the Alameda County MCC program.
- Senior and Disabled Loan Rehab Program. HHCS administers the program as an effort to preserve the City's housing stock and to assist low- and moderate-income senior and disabled homeowners, funded by CDBG and CalHOME. The applicants receive a zero interest loan, secured by a deed of trust on their home, which is repaid when title to the property changes hands, normally as a result of the sale of the property or inheritance by the owner's heirs.

Actions planned to reduce lead-based paint hazards

The City will continue to comply with the Environmental Protection Agency's Renovation, Repair, and Painting Program in its Senior and Disabled Rehabilitation Loan Program.

The City of Berkeley Public Health Division and the Alameda County Lead Poisoning Prevention Program will work together to increase awareness and knowledge about lead poisoning prevention in Berkeley including providing lead-safe painting classes, in-home consultations, presentations, educational materials, and other services. Rebuilding Together will work with the City of Berkeley and Alameda County Lead Poisoning Prevention Programs to increase awareness of lead issues among their clients and volunteers and to incorporate lead safe work practices into their activities.

The City of Berkeley Childhood Lead Poisoning Prevention Program collaborates with the Berkeley Health, Housing & Community Services Department's State lead-certified Risk Assessor/Inspector, Project Designer, and Project Monitor. The Alameda County Healthy Homes Department also has a HUD Lead Hazard Control grant to remediate lead hazards in approximately 4 qualifying Berkeley housing units that are vacant, or occupied by a low-income household with either a child under 6, a pregnant woman, or a child under 6 years who regularly visits. Berkeley's program also provides case management services to families with children who have elevated blood lead levels. Services range from Public Health Nursing case management for children with blood lead levels above 15 $\mu\text{g}/\text{dL}$ to health education for children

with levels between 5-14 $\mu\text{g}/\text{dL}$.

Actions planned to reduce the number of poverty-level families

The City funds a wide variety of social service programs designed to assist households with poverty level incomes. These programs include childcare and a range of services for special needs populations, which are outlined in other sections of this Consolidated Plan. This section will highlight the City's strategies to increase livable wage employment opportunities by supporting related community services and working with public and private regional partners. Strategies include:

- Funding and refinement of anti-poverty programs provided by community-based organizations and by the City.
- Community agency contracts are outlined in the Annual Action Plan.
- Collaborate actively with CalWORKS (TANF) and Workforce Investment Act programs.
- Continue implementation of the City of Berkeley's Living Wage Ordinance. Foster regional coordination on economic development to benefit low income Berkeley residents.
- Linking homelessness and homelessness prevention programs to employment training and placement opportunities.
- Minimum Wage in Berkeley is currently \$15 and will increase incrementally based on Consumer Price Index (CPI) for the San Francisco Bay Area every July 1. The City's Paid Sick Leave Ordinance was adopted in 2016 and went into effect October 1, 2017 to provide enhanced paid sick leave entitlements beyond what is required by state law.

The City will contract with local workforce development programs to provide training, education and job placement for low income, under-employed, and unemployed residents:

- Inter-City Services provides employment, training, and education and continues to serve veterans as funded under the Governor's 15 percent Discretionary pool of Workforce Investment Opportunity Act (WIOA) funds.
- Biotech Partners operates the Biotech Academy at Berkeley High School, targeting youth from under-represented populations in the fields of science and biotechnology (African American, Latino, South East Asian, female and low-income youth) and who may be at risk of not graduating from high school.
- The Bread Project provides training in culinary arts and bakery production, and includes the formerly incarcerated and refugees as their target population. They operate a social enterprise (wholesale bakery) that creates opportunities for trainees to obtain crucial on-the-job experience.
- Rising Sun Energy Center's Green Energy Training Services (GETS) provides pre-apprenticeship training for the building and construction trades and careers in green and clean technologies, including solar installation, through classroom and hands-on

training. Their training calendar includes women-only cohorts in order to increase the number of women in the building and construction trades. Rising Sun also operates the California Youth Energy Services (CYES) program funded by the CA Public Utilities Commission, providing summer jobs for young people conducting residential energy audits.

- The City's anti-poverty strategy continues to be closely tied to the funding of over 50 community agencies to provide services as described above to enable people in poverty to attain self-sufficiency, support at-risk youth to succeed in school and graduate, and protect the health and safety of low income people.

Actions planned to develop institutional structure

During the next year, the City of Berkeley will continue to coordinate the housing and community services activities within the department through regular senior staff meetings and coordination on specific topics.

Actions planned to enhance coordination between public and private housing and social service agencies

City staff will also continue to participate in the implementation of Everyone Home, the countywide plan to end homelessness. Everyone Home spearheads Alameda County's Continuum of Care. Staff will continue to participate in the initiative's Leadership Board, which includes most public funders of housing and homeless services in the county, as well as leadership from key community based organizations. Leadership Board membership helps coordination efforts across the county. Staff also participates in other committees composed of other funders (such as Alameda County Behavioral Health Care Services and the Social Services Agency) as well as many community based organizations.

Recent countywide collaboration efforts include the 2019 Point in Time homeless survey, count and report and the countywide implementation of CES.

Discussion:

The majority of Berkeley's activities furthering the goals of the Annual Action Plan are provided by community agency partners. This will continue to be the case in PY19.

Program Specific Requirements

AP-90 Program Specific Requirements – 91.220(I)(1,2,4)

Introduction:

Community Development Block Grant Program (CDBG) Reference 24 CFR 91.220(I)(1)

Projects planned with all CDBG funds expected to be available during the year are identified in the Projects Table. The following identifies program income that is available for use that is included in projects to be carried out.

1. The total amount of program income that will have been received before the start of the next program year and that has not yet been reprogrammed	\$250,531
2. The amount of proceeds from section 108 loan guarantees that will be used during the year to address the priority needs and specific objectives identified in the grantee's strategic plan.	0
3. The amount of surplus funds from urban renewal settlements	0
4. The amount of any grant funds returned to the line of credit for which the planned use has not been included in a prior statement or plan	0
5. The amount of income from float-funded activities	0
Total Program Income:	\$250,531

Other CDBG Requirements

1. The amount of urgent need activities	0
2. The estimated percentage of CDBG funds that will be used for activities that benefit persons of low and moderate income. Overall Benefit - A consecutive period of one, two or three years may be used to determine that a minimum overall benefit of 70% of CDBG funds is used to benefit persons of low and moderate income. Specify the years covered that include this Annual Action Plan.	98.00%

**HOME Investment Partnership Program (HOME)
Reference 24 CFR 91.220(I)(2)**

1. A description of other forms of investment being used beyond those identified in Section 92.205 is as follows:

The City of Berkeley uses no forms of investment other than ones described in §92.205(b), which describes eligible activities for HOME funds.

2. A description of the guidelines that will be used for resale or recapture of HOME funds when used for homebuyer activities as required in 92.254, is as follows:

No homeownership activities are anticipated for PY19.

3. A description of the guidelines for resale or recapture that ensures the affordability of units acquired with HOME funds? See 24 CFR 92.254(a)(4) are as follows:

No homeownership activities are anticipated for PY19.

4. Plans for using HOME funds to refinance existing debt secured by multifamily housing that is rehabilitated with HOME funds along with a description of the refinancing guidelines required that will be used under 24 CFR 92.206(b), are as follows:

The City's policy is not to use HOME funds to pay off outstanding debt on single family or multifamily housing development projects. The City may commit HOME funds to projects that include refinancing with other sources of funds.

**Emergency Solutions Grant (ESG)
Reference 91.220(I)(4)**

1. Include written standards for providing ESG assistance (may include as attachment)

The City, Everyone Home and Countywide representatives are in the process of updating the ESG manual. The most recent version was attached to the 2015 Consolidated Plan.

2. If the Continuum of Care has established centralized or coordinated assessment system that meets HUD requirements, describe that centralized or coordinated assessment system.

The Alameda County Continuum of Care has initiated its planning process to establish its coordinated assessment system. The countywide system is now being implemented through five regional Housing Resource Centers.

3. Identify the process for making sub-awards and describe how the ESG allocation available to private nonprofit organizations (including community and faith-based organizations).

The City of Berkeley was allocated \$227,398 in ESG funding for PY19. The City of Berkeley will utilize the maximum amount possible for administration (7.5 percent of the grant) and allocate funds to support the County-wide Homeless Management Information System. The remaining \$203,667 will be allocated to Bay Area Community Services, the operator of the City of Berkeley's Coordinated Entry System (CES). The CES staff will screen, assess and prioritize homeless clients for rapid rehousing assistance with supporting housing retention services. ESG funds will also support Emergency Shelter and Street Outreach through the CES.

4. If the jurisdiction is unable to meet the homeless participation requirement in 24 CFR 576.405(a), the jurisdiction must specify its plan for reaching out to and consulting with homeless or formerly homeless individuals in considering policies and funding decisions regarding facilities and services funded under ESG.

The policy-making entity for the City of Berkeley which makes decisions regarding the facilities, services, and other programs to receive funding under the Emergency Solutions Grant (ESG) is the Berkeley City Council. The Berkeley City Council is elected by the citizens of Berkeley. The City cannot mandate that a homeless or formerly homeless individual be on the City Council. Therefore, the City must develop and implement a plan to consult with homeless or formerly homeless individuals in making policies and decisions regarding programs that receiving funding under ESG.

City staff are planning, in conjunction with Everyone Home, to host a forum each year for homeless clients, in order to involve them in policy-making and decisions regarding ESG-funded services. The details have yet to be determined. Formerly homeless people also hold seats on various EveryOne Home Committees.

5. Describe performance standards for evaluating ESG.

The performance standards to be applied to ESG activities is attached as an image labeled Outcome Measures. These standards were developed in 2018-19 through the leadership of Everyone Home (the Continuum of Care)'s Results Based Accountability (RBA) Committee comprised of various representatives: Everyone Home, City of Berkeley, Alameda County Health Care Services Agency and homeless service providers in Alameda County. The matrix provides targets for HUD's System Performance Outcomes and will be reviewed and adjusted overtime to ensure continued improvement.

Attachments

Attachment 1			
Substantial Amendment #1 - Annual Action Plan for PY19			
City of Berkeley CDBG, ESG and HOME Projects for 7/1/2019 - 6/30/2020			
Proj. #	Agency	Project Name	PY19 Amended Allocation
CDBG			
3	Center for Independent Living	Residential Access	\$ 159,660
	Habitat for Humanity	Housing Rehabilitation Grant Program	\$ 250,000
4	HHCS D*	Loan Services	\$ 70,008
5	HHCS D	Senior and Disabled Rehab Program	\$ 358,048
6	HHCS D	Rehab Loans	\$ 150,000
7	HHCS D	Housing Development: M/F Rehab	\$ 488,341
8	HHCS D	Housing Trust Fund	\$ -
		Subtotal Housing Projects	\$ 1,476,057
9	Bay Area Community Services	Coordinated Entry System	\$ 248,419
10	Berkeley Food and Housing Project	Men's Overnight Shelter	\$ 170,502
11	Eden Housing for Hope and Opportunity	Fair Housing	\$ 35,000
		Subtotal Public Services Projects	\$ 453,921
13	HHCS D	Community Facility Improvements	\$ 152,908
14	HHCS D	2019 Community Facility Improvement Project	\$ 1,049,370
		Subtotal Public Facilities Projects	\$ 1,202,278
15	HHCS D	CDBG Planning and Administration	\$ 573,424
		Subtotal Planning & Admin Projects	\$ 573,424
		**GRAND TOTAL ALL CDBG PROJECTS	\$ 3,705,680
ESG			
16	Berkeley CES Provider - BACS	Rapid Re-Housing Project	\$ 67,228
17	Berkeley CES Provider - BACS	Emergency Shelter and Street Outreach	\$ 136,439
18	HHCS D	Homeless Management Information System	\$ 6,676
19	HHCS D	Program Planning and Administration	\$ 17,055
		GRAND TOTAL ALL ESG PROJECTS	\$ 227,398
HOME			
20	HHCS D	HOME Administration	\$ 75,727
21	CHDO Operating Funds	CHDO Operating Funds	\$ 28,115
22	HHCS D	Housing Trust Fund	\$ 653,431
		***GRAND TOTAL ALL HOME PROJECTS	\$ 757,273
Notes:	* HHCS D = City of Berkeley Health, Housing & Community Services Department		
	**Assumes \$250,531 in Program Income and \$788,029 in unused carry over funds.		
	***Assumes \$20,000 in Program Income		

Attachment 2

Systemwide Performance Targets for Rapid Re-Housing Services

Rapid Re-Housing		Target
How Much?	Service Population: Unduplicated count of individuals served (HUD Element, APR Q5a)	observe
	Service Population: Proportion of chronically homeless individuals served (HUD Element, APR Q5a)	observe
	Service Population: Unduplicated count of households served (HUD Element, Annual Performance Report/APR Q8a)	observe
	Service Population: Proportion of chronically homeless households served (HUD Element, APR Q26a)	observe
How Well?	Data Quality: Data entry within 3 days (HUD Element, APR Q6e)	100%
	Data Quality: Completion. Adult participants with income info. recorded in HUD Element at entry and annual or exit assessments (HUD Element, APR Q18)	90%
	Average length of time from enrollment to move in (HUD Element, Apr Q22c)	60% within 2 months
With What Impact?	Are participants growing their income? (HUD Element, APR Q19a3)	50%
	Are participants accessing mainstream benefits? (HUD Element, APR Q20b)	85%
	Are participants enrolled in health insurance? (HUD Element, APR Q21)	85%
	Are we successfully moving people into permanent housing? (HUD Element, APR Q23a&b)	80%
	Exits to Homelessness: What proportion of people exit to homeless destinations? (HUD Element APR Q23a&b)	<5%

Attachment 3

NOTICE OF PUBLIC HEARING

BERKELEY CITY COUNCIL

The Health, Housing & Community Services Department is proposing a Public Hearing addressing proposed **Substantial Amendments to the Annual Action Plans for Program Years (PY) 2018** (7/01/18-6/30/19) and **2019** (7/01/19-6/30/20) which includes recommended allocations of Emergency Solutions Grant (ESG).

The hearing will be held on **Tuesday, July 23, 2019, at 6:00 P.M.**, in the Berkeley Unified School District Board Room, 1231 Addison Street, Berkeley, CA 94702.

The proposed **Substantial Amendments to the PY2018 and PY2019 Annual Action Plans** are required by the U.S. Department of Housing and Urban Development. The Substantial Amendments to the Plans includes shifting an allowable **60% of each year's Emergency Solutions Grant (ESG) funds from the Rapid Rehousing to Emergency Shelter and Street Outreach programming**. The PY2018 ESG allocation is \$219,490 and the PY2019 allocation is \$227,398.

A copy of the agenda material for this hearing will be available on the City's website at www.CityofBerkeley.info as of June 28, 2019.

PUBLIC COMMENT PERIOD: The public also has from June 28, 2019 to July 29, 2019 to submit written comments on the **Substantial Amendments to the PY2018 and PY2019 Annual Action Plans**. **A draft of each of the Substantial Amendments is available for public review** at the reference desk of the Berkeley Public Library at 2090 Kittredge Street, and at the Front Desk of the Health, Housing and Community Services Department at 2180 Milvia Street, 2nd Floor between the hours of 9 a.m. and 5 p.m. The Plans are also available on the City's website at <http://www.cityofberkeley.info/ContentDisplay.aspx?id=12160>. For more information or to provide written comments on any of these plans or funding allocations, contact Rhianna Babka at rbabka@ci.berkeley.ca.us or 981-5410.



This meeting is being held in a wheelchair accessible location.

Accommodations Provided Upon Request. To request a disability-related accommodation(s) to participate in the meeting, including auxiliary aids or services, please contact the Disability Services specialist at 981-6342 (V) or 981-6345 (TDD) at least three business days before the meeting date. Providing at least three working days' notice will help to ensure availability at the meeting.

El Departamento de Servicios de Salud, Vivienda y Comunidad propone una audiencia pública frente a la propuesta de Modificación Sustancial al Plan Anual de Acción para los Años de Servicios **PY2018** (07/01/17 – 06/30/18) y para el año **2019** (07/01/18 - 06/30/19), los cuales incluyen las asignaciones recomendadas de la Beca de Soluciones de Emergencia (Emergency Solutions Grant – ESG).

La audiencia se llevará a cabo el **martes, 23 de julio del 2019 a las 6:00 P.M.** en la sala de audiencias del Distrito Escolar de Berkeley ubicada en la Calle Addison 1231, Berkeley, CA 94702. +

La propuesta de **Modificación Sustancial al Plan de Acción Anual PY2018 y PY2019** es un requisito del Departamento de Vivienda y Desarrollo Urbano de E.E. U.U. (HUD siglas en inglés). La Modificación Sustancial a los Planes es para permitir una reasignación del 60% del presupuesto asignado al Programa de Relocalización Rápida de Vivienda y asignar estos fondos a los programas Albergue de Emergencia y el programa de Divulgación Ambulante.

La copia del material que será tratado en esta audiencia estará disponible en la página electrónica de la Ciudad a partir del 28 de junio de 2019. www.CityofBerkeley.info

PERIODO DE COMENTARIO PÚBLICO: A partir del 28 de junio del 2019 y hasta el 29 de julio del 2019, el público podrá presentar comentarios por escrito sobre la Modificación Sustancial al Plan de Acción Anual de los años PY 2018 y PY 2019. Un borrador de cada **Plan están disponibles al público** en los escritorios de referencia en la Biblioteca Pública de Berkeley localizada en Calle Kittredge 2090, y en el escritorio de recepción del Departamento de Salud, Vivienda y Servicios Comunitarios de la ciudad de Berkeley localizado en la Calle Milvia 2180, 2do Piso, entre las 9 am hasta las 5 pm. Los planes también están disponibles en la página electrónica <http://www.cityofberkeley.info/ContentDisplay.aspx?id=12160>. Si necesitan más información o si desean presentar comentarios por escrito, favor comunicarse con Roxana Andrade-Lizarzaburu al 510.981.5402 o por correo electrónico a randrade@cityofberkeley.info.

通告

柏克萊市議會將舉行公聽會，討論聯邦經費分配，計劃建議書，及市民參與計劃。

時間：二零一九年，七月二十三日，星期二，下午六時

地點：柏克萊校區議事廳，1231 Addison Street, Berkeley, CA 94702

經費包括：社區發展經費(CDBG)，緊急庇護經費(ESG)，及房屋建設經費(HOME)，並討論計劃建議書（二零一九年六月二十八日至二零一九年七月二十九日）。

詳情請致電：（510）981 4928 鄭女士查詢

Published: June 28, 2019

PY19 City of Berkeley Annual Action Plan – Citizen Participation Outreach

Mode of Outreach	Target of Outreach	Summary of Response/ Attendance	Summary of Comments Received	Summary of Comments Not Accepted and Reasons
Email	EveryOne Home – Alameda County Homeless Continuum of Care	N/A	N/A	N/A
Email	Local Businesses	N/A	N/A	N/A
Email	Local Affordable Housing Developers	N/A	N/A	N/A
Email	Faith-based Organizations	N/A	N/A	N/A
City of Berkeley News Page	Email to list serve	One email received.	One: Services for affordable housing should include help or assistance for property taxes for low-income people, especially for older, single homeowners without enough space to rent rooms or part of their houses. Their also should be more info available for people who might need assistance with that.	
Mailer to BHA residents	Public Housing Residents	Fall 2018: 20 persons in attendance at	Attendees at the public hearing suggested improvements in the following areas: improving the homeless services website, strategies and solutions for vehicular dwellers, Section 8 (Berkeley Housing Authority) customer services and assistance with	N/A
Flyers at Recreation Centers	South & West Berkeley (NSA)			

<p>Flyers at Affordable Housing Development</p>	<p>Residents of Affordable Housing</p>	<p>10/17/2018 Commission Hosted Public Hearing.</p>	<p>landlord communications, partnerships with health and housing providers, welcoming ex-offenders back into the community, pedestrian safety and fair housing/housing discrimination education.</p>	
<p>Flyers distributed to over 50 non-profit agencies serving low-income people</p>	<p>Low-income Population, including seniors and persons with disabilities</p>			
<p>Flyers at two Berkeley Senior Centers</p>	<p>Seniors</p>	<p>Spring 2019: One phone call. Seven emails received. Large attendance at 4/23/19 City Council Public Hearing, including 27 public comments.</p>	<p>Regarding coordination with Housing and Mental health services. Emails in support of two specific programs, one for support services for formerly homeless persons living in subsidized housing, and the second for services for the deaf and disability community. Included testimony from twenty seven individuals concerned about services for low-income persons including: housing rehabilitation for homeowners, deaf and disability related services especially for homeless persons, health care and supportive services for formerly homeless persons, general homeless services, legal services for survivors of domestic violence, programming for youth graduating from Berkeley High School, and more transparency around monitoring agencies and the City's budget process.</p>	

**NOTICE OF PUBLIC HEARING
CITY OF BERKELEY**

**REQUEST FOR COMMENTS ON ITS
CONSOLIDATED PLAN (2020-2025) AMENDMENT #2 – CARES ACT &
PY19 (FY20) ANNUAL ACTION PLAN AMENDMENT #2**

Starting on Friday January 8, 2021, the City has opened a 30-day comment period during which the public is invited to review and comment on the City of Berkeley's **1)** Consolidated Plan Substantial Amendment #2 for Housing and Community Development that covers the period July 1, 2020 through June 30, 2025 including the City of Berkeley's FY 2021 Annual Action Plan, which covers the period July 1, 2020 through June 30, 2021, and **2)** the PY19 Annual Action Plan Substantial Amendment #2 covering funds from the period of July 1, 2019 through June 30, 2020. The comment period will conclude at the February 9, 2021 Public Hearing in front of City Council.

The Consolidated Plan amendment is to allow the City of Berkeley to receive and administer an additional \$891,121 in Community Development Block Grant coronavirus (CDBG-CV) funding from the US Department of Housing and Urban Development (HUD) made available through the Coronavirus Aid, Relief, and Economic Security Act (CARES Act).

The PY19 Annual Action Plan amendment is to shift Community Development Block Grant (CDBG) funds from public facilities rehabilitation to housing rehabilitation.

The City of Berkeley, and all jurisdictions receiving certain types of federal funds, are required to submit a Consolidated Plan, Annual Action Plans, and any amendments thereto to HUD. The Consolidated Plan outlines the City's needs and goals in the areas of Housing, Homelessness, Community Development, and Non-Homeless Special Needs, to act as a framework for the use of federal funds in these areas. The City of Berkeley's Annual Action Plan presents the City's plan for funding housing and community services.

The CARES Act funds are available for "eligible activities" meeting the national objective of the CDBG and ESG funding and to be used to prevent, prepare for, and respond to the coronavirus (COVID-19). Eligible CDBG-CV activities include, but are not limited to, public services and public facility improvements that support eligible low-income households in response to COVID-19.

The draft Consolidated Plan Substantial Amendment #2 and PY19 Annual Action Plan Amendment #2 are available for public review on the web at <http://www.cityofberkeley.info/ContentDisplay.aspx?id=12160>.

All written comments must be sent to both rbabka@cityofberkeley.info AND CPD_COVID-19WaiverSFO@hud.gov no later than February 9, 2021, at 5:00 p.m.

For more information only, contact Rhianna Babka (email: rbabka@cityofberkeley.info) at the Health, Housing and Community Services Department 2180 Milvia Street, 2nd Floor, Berkeley, 94704.

The hearing will be held on February 9, 2021 at 6:00 pm via videoconference pursuant to Governor's Executive Order N-29-20.

A copy of the agenda material for this hearing will be available on the City Council agenda webpage at

https://www.cityofberkeley.info/Clerk/City_Council/City_Council_Agenda_Index.aspx in advance of the meeting. **Once posted, the agenda for this meeting will include a link for public participation using Zoom video technology.**

Published: January 8, 2021 in the Berkeley Voice

Notice in Spanish:

A partir del viernes, 8 de enero de 2021 y por 30 días la ciudadanía está invitada a revisar y dar comentarios a la 1) Enmienda Substancial # 2 del Plan Consolidado para Vivienda y Desarrollo Comunitario. Este Plan cubre el periodo de trabajo a partir del 1 de julio de 2020 hasta el 30 de junio de 2025 y también incluye el Plan de Acción Anual de la Ciudad de Berkeley que cubre el período a partir del 1 de julio de 2020 hasta el 30 de junio de 2021, y 2) el Plan de Acción Anual Enmienda Substancial #2 que cubre el periodo de trabajo del 1 de julio 2019 hasta el 30 de junio 2020. El periodo para presentar comentarios públicos concluirá el 9 de febrero de 2020 durante la Audiencia Pública ante el Concejo Municipal.

El Plan Consolidado permitirá a la Ciudad de Berkeley recibir y administrar fondos adicionales de la beca de desarrollo comunitario de coronavirus (CDBG-CV) del Departamento de Vivienda y Desarrollo Urbano de los Estados Unidos en la cantidad de \$891,121, estos fondos están disponibles por medio del Acta de Ayuda, Mitigación y Seguridad Económica (CARES Act siglas en inglés).

La Enmienda del Plan de Acción Anual es para mover fondos de Vivienda y Desarrollo Comunitario de rehabilitación de instalaciones públicas a rehabilitación de viviendas.

La Ciudad de Berkeley y todas las jurisdicciones que reciben ciertos tipos de fondos federales tienen como requisito presentar un Plan Consolidado y Planes de Acción Anual y enmiendas del mismo al departamento de Vivienda y Desarrollo Urbano (HUD). El Plan Consolidado enumera las necesidades y metas en las áreas de vivienda, indigencia, desarrollo comunitario y necesidades especiales que sirve como referencia para el uso de fondos federales en estas áreas. El Plan de Acción Anual de la Ciudad de Berkeley presenta la propuesta para financiar servicios comunitarios y de vivienda.

El borrador del Plan Consolidado, enmienda No. 2, y el Plan de Acción Anual Enmienda #2 estarán disponibles en la página electrónica <http://www.cityofberkeley.info/ContentDisplay.aspx?id=12160>.

Todos los comentarios escritos deben ser enviados a los correos electrónicos de la representante de la Ciudad rbabka@cityofberkeley.info Y a la oficina del CPD COVID-19WaiverSFO@hud.gov. Los comentarios serán recibidos hasta el 9 de febrero del 2021 a las 5:00 pm.

Para más información sobre este plan y su enmienda favor contactar a Rhianna Babka, (correo electrónico: rbabka@cityofberkeley.info) en el Departamento de Salud, Vivienda y Servicios Comunitarios localizado en la dirección 2180 Calle Milvia, 2do piso, Berkeley, CA 94704.

La audiencia pública se llevará a cabo el 9 de febrero del 2021 a las 6:00 pm virtualmente conforme a la Orden Ejecutiva N-29-20 emitida por el Gobernador Newsom. Copia de la agenda y los materiales que serán discutidos durante la audiencia estarán disponibles en la página electrónica de la ciudad https://www.cityofberkeley.info/Clerk/City_Council/City_Council_Agenda_Index.aspx.. una vez que la agenda sea publicada, incluirá un enlace para conectarse a la videoconferencia usando la tecnología Zoom.

伯克萊市
公眾視訊聽證會通知
及
計劃評論徵求

關於市政府的年度行動之綜合計劃書 (2020-2025年) 第二輪修正案 – 《CARES法案》
及2019日曆年 (2020財政年度) 年度行動計劃第二輪修正案

由星期五, 2021年1月8日開始, 在30天期間, 伯克萊市政府將邀請公眾人士對以下的第二輪修正案加以檢討及評論:

- 1) 伯克萊市政府的年度行動之綜合計劃書的第二輪修正案。本綜合計劃書之修正案蓋括五個財政年度 (由2020年7月1日至2025年6月30日)。此外, 本计划还包括 市政府2021財政年度 (由2020年7月1日至2021年6月30日) 制定的經費運用計劃。
- 2) 2019日曆年 (2020財政年度) 年度行動計劃第二輪修正案涵蓋2019年7月1日至2020年6月30日期間的資金。

評論期將於2021年2月9日在市議會前舉行的公開聽證會結束。

以上的第一個專案將允許伯克萊市接收和管理附加社區發展經費之新冠病毒項目（CDBG-CV）-約八十九萬一千美元（\$891,121.00）。以上資金來自美國聯邦政府住房和城市發展部門（HUD）冠狀病毒援助救濟和經濟安全法《CARES法案》。

以上的第二個專案將允許伯克萊市於2019日曆年年度行動計劃修正案是將社區發展區塊贈款（CDBG）資金從公共設施修復轉向住房重建。

伯克利市, 以及任何其他接受此類型聯邦資金的所有司法管轄區, 均需提交年度行動之綜合計劃書于HUD。本綜合計劃概述了伯克萊市在住房, 无家可归, 社区发展和非无家可归的特殊需求领域的需求和目标, 以作为在这些领域使用联邦资金的框架。与此同时伯克利市年度行动计划也介绍了该市为住房和社区服务提供资金的计划。

CARES法案資金可在”符合”CDBG和ESG全國性目標條件的前題下使用於預防, 準備和應對冠狀病毒(COVID-19)之災情。合格的CDBG-CV活動包括, 但不限於, 公共服務和公共設施改善, 以支持符合條件的低收入家庭應對COVID-19。

上述兩個項目的計劃草案可在互聯網上通過

<http://www.cityofberkeley.info/ContentDisplay.aspx?id=12160>進行公開審查。

所有書面意見請通過電子郵件同時郵寄於 rbabka@cityofberkeley.info 和 CPD_COVID-19WaiverSFO@hud.gov。所有書面評論必須在2020年2月9日下午五時之前收到。

市民如有意諮詢, 請聯絡房屋及社區服務部 Rhianna Babka 小姐, 電郵地址: rbabka@cityofberkeley.info。伯克萊市房屋及社區服務部, 地址: 2180 Milvia St., 2nd Floor, Berkeley, CA 94704。

根据加州州長紐森(Gavin Newsom)于二零二零年三月十七日发布的N-29-20行政命令第三條程章, 本次市議會聽證會將仅通过视频會議將在2021年2月9日下午6:00舉行。

在會議之前, 該聽證會議程材料的副本可在市議會議程網頁上找到:

https://www.cityofberkeley.info/Clerk/City_Council/City_Council_Agenda_Index.aspx。

議程材料的副本發布後, 本次會議的議程將包括一個使用Zoom video技術的公眾參與鏈接。

發佈時間: 2021年1月8日, 伯克利之聲