



PROCLAMATION CALLING A SPECIAL MEETING OF THE BERKELEY CITY COUNCIL

In accordance with the authority in me vested, I do hereby call the Berkeley City Council in special session as follows:

**Tuesday, January 23, 2024
6:00 PM**

SCHOOL DISTRICT BOARD ROOM - 1231 ADDISON STREET, BERKELEY, CA 94702

TELECONFERENCE LOCATION - 1404 LE ROY AVE, BERKELEY 94708

JESSE ARREGUIN, MAYOR

Councilmembers:

DISTRICT 1 – RASHI KESARWANI
DISTRICT 2 – TERRY TAPLIN
DISTRICT 3 – BEN BARTLETT
DISTRICT 4 – KATE HARRISON

DISTRICT 5 – SOPHIE HAHN
DISTRICT 6 – SUSAN WENGRAF
DISTRICT 7 – VACANT
DISTRICT 8 – MARK HUMBERT

This meeting will be conducted in a hybrid model with both in-person attendance and virtual participation. If you are feeling sick, please do not attend the meeting in person.

Live captioned broadcasts of Council Meetings are available on Cable B-TV (Channel 33) and via internet accessible video stream at http://berkeley.granicus.com/MediaPlayer.php?publish_id=1244.

Remote participation by the public is available through Zoom. To access the meeting remotely: Join from a PC, Mac, iPad, iPhone, or Android device: Please use this URL <https://cityofberkeley-info.zoomgov.com/j/1613079321> To request to speak, use the “raise hand” icon by rolling over the bottom of the screen. To join by phone: Dial **1-669-254-5252 or 1-833-568-8864 (Toll Free)** and enter **Meeting ID: 161 307 9321** If you wish to comment during the public comment portion of the agenda, Press *9 and wait to be recognized by the Chair. Please be mindful that the meeting will be recorded.

To submit a written communication for the City Council’s consideration and inclusion in the public record, email council@berkeleyca.gov.

This meeting will be conducted in accordance with the Brown Act, Government Code Section 54953 and applicable Executive Orders as issued by the Governor that are currently in effect. Any member of the public may attend this meeting. Questions regarding public participation may be addressed to the City Clerk Department (510) 981-6900. The City Council may take action related to any subject listed on the Agenda.

Pursuant to the City Council Rules of Procedure and State Law, the presiding officer may remove, or cause the removal of, an individual for disrupting the meeting. Prior to removing an individual, the presiding officer shall warn the individual that their behavior is disrupting the meeting and that their failure to cease their behavior may result in their removal. The presiding officer may then remove the individual if they do not promptly cease their disruptive behavior. “Disrupting” means engaging in behavior during a meeting of a legislative body that actually disrupts, disturbs, impedes, or renders infeasible the orderly conduct of the meeting and includes, but is not limited to, a failure to comply with reasonable and lawful regulations adopted by a legislative body, or engaging in behavior that constitutes use of force or a true threat of force.

Preliminary Matters

Roll Call:

Action Calendar

The public may comment on each item listed on the agenda for action as the item is taken up. For items moved to the Action Calendar from the Consent Calendar or Information Calendar, persons who spoke on the item during the Consent Calendar public comment period may speak again at the time the matter is taken up during the Action Calendar.

The Presiding Officer will request that persons wishing to speak line up at the podium, or use the "raise hand" function in Zoom, to determine the number of persons interested in speaking at that time. Up to ten (10) speakers may speak for two minutes. If there are more than ten persons interested in speaking, the Presiding Officer may limit the public comment for all speakers to one minute per speaker. Speakers are permitted to yield their time to one other speaker, however no one speaker shall have more than four minutes. The Presiding Officer may, with the consent of persons representing both sides of an issue, allocate a block of time to each side to present their issue.

Action items may be reordered at the discretion of the Chair with the consent of Council.

1. Reimagining Public Safety Status Report (Item contains supplemental material.)
From: City Manager
Recommendation:

1. Review and discuss the provided status report from the City Manager with the goal of demonstrating transparency and facilitating informed council discussion towards the advancement of the Reimagining Public Safety initiative in Berkeley.
2. Provide comments on the Gun Violence Prevention program model report for Berkeley with the goal of facilitating informed council discussion.

Financial Implications: See report

Contact: Carianna Arredondo, City Manager's Office, (510) 981-7000

Adjournment

I hereby request that the City Clerk of the City of Berkeley cause personal notice to be given to each member of the Berkeley City Council on the time and place of said meeting, forthwith.

IN WITNESS WHEREOF, I have hereunto set my hand and caused the official seal of the City of Berkeley to be affixed on this January 18, 2024.



Jesse Arreguin, Mayor

Public Notice – this Proclamation serves as the official agenda for this meeting.

ATTEST:



Date: January 18, 2024
Mark Numainville, City Clerk

NOTICE CONCERNING YOUR LEGAL RIGHTS: *If you object to a decision by the City Council to approve or deny an appeal, the following requirements and restrictions apply: 1) Pursuant to Code of Civil Procedure Section 1094.6 and Government Code Section 65009(c)(1)(E), no lawsuit challenging a City decision to deny or approve a Zoning Adjustments Board decision may be filed and served on the City more than 90 days after the date the Notice of Decision of the action of the City Council is mailed. Any lawsuit not filed within that 90-day period will be barred. 2) In any lawsuit that may be filed against a City Council decision to approve or deny a Zoning Adjustments Board decision, the issues and evidence will be limited to those raised by you or someone else, orally or in writing, at a public hearing or prior to the close of the last public hearing on the project.*

Archived indexed video streams are available at:

<https://berkeleyca.gov/your-government/city-council/city-council-agendas>.

Channel 33 rebroadcasts the following Wednesday at 9:00 a.m. and Sunday at 9:00 a.m.

Communications to the City Council are public record and will become part of the City's electronic records, which are accessible through the City's website. **Please note: e-mail addresses, names, addresses, and other contact information are not required, but if included in any communication to the City Council, will become part of the public record.** If you do not want your e-mail address or any other contact information to be made public, you may deliver communications via U.S. Postal Service to the City Clerk Department at 2180 Milvia Street. If you do not want your contact information included in the public record, please do not include that information in your communication. Please contact the City Clerk Department for further information.

Any writings or documents provided to a majority of the City Council regarding any item on this agenda will be made available for public inspection at the public counter at the City Clerk Department located on the first floor of City Hall located at 2180 Milvia Street as well as posted on the City's website at <https://berkeleyca.gov/>.

Agendas and agenda reports may be accessed via the Internet at:

<https://berkeleyca.gov/your-government/city-council/city-council-agendas>

and may be read at reference desks at the following locations:

City Clerk Department - 2180 Milvia Street, First Floor

Tel: 510-981-6900, TDD: 510-981-6903, Fax: 510-981-6901

Email: clerk@berkeleyca.gov

Libraries: Main – 2090 Kittredge Street,

Claremont Branch – 2940 Benvenue, West Branch – 1125 University,

North Branch – 1170 The Alameda, Tarea Hall Pittman South Branch – 1901 Russell

COMMUNICATION ACCESS INFORMATION:


This meeting is being held in a wheelchair accessible location.

To request a disability-related accommodation(s) to participate in the meeting, including auxiliary aids or services, please contact the Disability Services specialist at (510) 981-6418 (V) or (510) 981-6347 (TDD) at least three business days before the meeting date.

Please refrain from wearing scented products to this meeting.



Captioning services are provided at the meeting, on B-TV, and on the Internet. In addition, assisted listening devices for the hearing impaired are available from the City Clerk prior to the meeting, and are to be returned before the end of the meeting.



Terry Taplin
Councilmember District 2

SUPPLEMENTAL AGENDA MATERIAL for Supplemental Packet 2

Meeting Date: December 5, 2023
Item Number: 13
Item Description: Reimagining Public Safety Status Report
Submitted by: Councilmember Taplin

RECOMMENDATION

1. Receive the Reimagining Public Safety Status Report from the City Manager's Office;
2. Refer Alternative #3 (Problem Oriented Policing at Hot Spots + Street Outreach Workers + SNA [Social Network Analysis] Focused Deterrence + Social Services) in 2023 Gun Violence Prevention report to the City Manager for Gun Violence Prevention implementation.

RATIONALE FOR RECOMMENDATION

The Gun Violence Prevention Report (Verger 2023) recommends three Alternatives for “packaged components” in a Gun Violence Prevention Program for Berkeley. Of these alternatives, Alternative #3 is the most robust and most consistent with the Berkeley City Council’s stated policies and aims, and is also recommended by the author of the report:

“I recommend that the City of Berkeley and Berkeley Police Department implement Alternative #3: Problem Oriented Policing (POP) at Hot Spots + Street Outreach Workers + SNA [Social Network Analysis] Focused Deterrence + Social Services. As

long as the budget can make it work, I highly recommend doing the most programmatically that can be done as gun violence takes human lives.”¹

This Alternative is also consistent with the 2022 Reimagining Public Safety Final Report and Implementation Plan provided to the City of Berkeley by the National Institute of Criminal Justice Reform (NICJR).² The Report recommended implementing a program similar to the Advance Peace program in the City of Richmond, citing in particular the Peacemaker Fellowships, which include “life coaching, mentoring, connection to needed services, and cultural and educational excursions to those deemed to be the very most dangerous individuals in the city.” The NICJR Report also recommended several police reform including Highly Accountable Learning Organization (HALO) and Ethical Policing Is Courageous (EPIC) standards, Project ABLE (Active Bystandership for Law Enforcement), and Early Intervention System (EIS), and Quality Assurance and Training (QAT) Bureau.

In brief, the components of Alternative #3 are:

- Problem Oriented Policing (POP) at Hot Spots: “...the [police] department would select a few (2-5) crime concentrations in specific places identified (7) in this research on which to focus. The police would need to incorporate the mapped gun violence incident data from this report but also possibly do their own crime mapping if it would be more up-to-date by the time this report is read.
- Focused Deterrence/Custom Notifications: “...If violence has just occurred, convene right away to determine the groups involved, key players, and instigating factors. Debrief all the same parties, review incident data, crosscheck lists of groups and their members, conduct criminal history reviews of active group members, perform social network analysis, and create a final list of impact players. Get input from street outreach workers and community members, and use social network analysis to focus resources strategically on those at highest risk of violence. Identify as many impact players as possible to notify.”
- Street Outreach Workers: “...identifying a CBO that is ready and willing to take on street outreach.”
- Social Services: “...identifying a CBO that is ready and willing to take on social services case management and checking with neighboring cities is the logical first step.”

Alternative #3 is consistent with the following adopted Council referrals included in the Reimagining Public Safety Process:

¹ Verger, M. (2023). Gun Violence Prevention: Berkeley, CA. *The Goldman School of Public Policy at UC Berkeley*. Retrieved Dec. 1, 2023 from <https://berkeleyca.gov/sites/default/files/documents/2023-12-05%20Item%2013%20Reimagining%20Public%20Safety%20Status%20Report.pdf> pp. 80-151.

² Reimagining Public Safety in Berkeley: Final Report and Implementation Plan: https://berkeleyca.gov/sites/default/files/documents/BerkeleyReport_030722.pdf

- Berkeley Ceasefire: “a Gun Violence Intervention program with technical support from experienced consultants solicited by a Request For Proposals (RFP), community service providers including faith groups and violence intervention programs, hospital intervention programs, life coaching programs, Berkeley Housing Authority, Berkeley YouthWorks, Berkeley Police Department, Alameda County Workforce Development Board, Alameda County District Attorney’s Office, Alameda County Probation, California’s Office of the Attorney General, US Attorney’s Office, US Marshals Service, US Department of Justice, and other jurisdictions and agencies in the region as needed; and consider an alternate Urban Gun Violence Disruption Strategy such as the Peacemaker Fellowships program as implemented in the cities of Richmond, Stockton, and Sacramento” (November 2021)
- Community Policing: Flex Team for Problem-Oriented Policing Under the Scanning, Analysis, Response, and Assessment (SARA) Model and Other Applicable Community Engagement Models: Refer to the City Manager the establishment of a Flexible Team for Problem-Oriented Policing in the Berkeley Police Department, following the SARA model and other applicable community engagement models, including Berkeley Ceasefire. (April 2022)
- Office of Racial Equity: Re-Entry Employment and Guaranteed Income Programs: ...Refer to the City Manager to establish evaluation processes and metrics for all social services programs recommended through the Reimaging Public Safety Process, including but not limited to violence prevention services, adult reentry programs, and mental health crisis response, and report evaluation outcome to the City Council. (December 2022)

Alternative #3 is also consistent with recommendations that the District 2 Council Office received from Subject Matter Experts in a Ceasefire Ad Hoc Advisory Group, including: “...synergizing and streamlining rather than duplicating work. The broader the scope of a program, the greater the risk of path dependencies that could hinder the efficacy of service provision (e.g. narrower pool of qualified contractors or infeasible workloads).”³

ATTACHMENTS

1. Budget Referral: Berkeley Ceasefire (2021)
2. Community Policing: Flex Team for Problem-Oriented Policing Under the Scanning, Analysis, Response, and Assessment (SARA) Model and Other Applicable Community Engagement Models (2022)
3. Office of Racial Equity: Re-Entry Employment and Guaranteed Income Programs (2022)

³ District 2 Council Office. (2023). Memorandum: Berkeley Ceasefire Community Advisory: <https://www.terrytaplin.com/news/memorandum-berkeley-ceasefire-community-advisory/>



BERKELEY CITY COUNCILMEMBER
TERRY TAPLÍN
 DISTRICT 2

CONSENT CALENDAR
 Nov. 9, 2021

To: Honorable Mayor and Members of the City Council

From: Councilmember Taplin (Author), Councilmember Bartlett (Co-Sponsor), Mayor Arreguin (Co-Sponsor) and Councilmember Wengraf (Co-Sponsor)

Subject: Budget Referral: Berkeley Ceasefire

RECOMMENDATION

1. Refer to the Fiscal Year 2023 budget process \$200,000 for consulting costs to develop a Gun Violence Intervention (GVI) program, commonly known as “Operation Ceasefire.”
2. Refer to the City Manager the development of a Gun Violence Intervention program with technical support from experienced consultants solicited by a Request For Proposals (RFP), community service providers including faith groups and violence intervention programs, hospital intervention programs, life coaching programs, Berkeley Housing Authority, Berkeley YouthWorks, Berkeley Police Department, Alameda County Workforce Development Board, Alameda County District Attorney’s Office, Alameda County Probation, California’s Office of the Attorney General, US Attorney’s Office, US Marshals Service, US Department of Justice, and other jurisdictions and agencies in the region as needed; and consider an alternate Urban Gun Violence Disruption Strategy such as the Peacemaker Fellowships program as implemented in the cities of Richmond, Stockton, and Sacramento.

FINANCIAL IMPLICATIONS

\$200,000 one-time expenditure for Fiscal Year 2023; future operating costs to be determined. This may be a fiscally prudent investment when accounting for potential cost savings of reduced gun violence. According to the Everytown Economic Cost of Gun Violence Calculator Tool, a single gun homicide directly costs state taxpayers \$1 million, and costs Californians \$9 million when including externalities imposed on family members, survivors, and the community at large.¹

CURRENT SITUATION AND ITS EFFECTS

Gun Violence Intervention is a Strategic Plan Priority Project, advancing our goal to create a resilient, safe, connected, and prepared city.

The City of Berkeley saw 36 reports of gunfire by the end of September 2021, 10 more than the same period in 2020—a 38% year-over-year increase. On October 27, 2021, the City Council passed a referral to the Community Engagement Process to Reimagine

¹ <https://everytownresearch.org/report/economic-cost-calculator/>

Public Safety to Create an Interjurisdictional Group Violence Intervention Program, or “Operation Ceasefire,” to Reduce Gun Violence. To date, the Reimagining Public Safety Task Force has not released recommendations for such a program. However, it is worth noting that Ceasefire programs are themselves defined by community engagement.

BACKGROUND

The National Network for Safe Communities defines GVI programs as “a partnership of law enforcement, community members, and social service providers with a common goal but distinct roles,” each role “conveying a powerful community message about disapproval for violence and in support of community aspirations; concrete opportunities for both immediate and longer term assistance and support; and clear prior notice of the legal risks associated with continued violence.”²

In the City of Stockton, the local police department established Operation Peacemaker in 1997, collaborating with federal law enforcement agencies, clergy members, and community groups. In the five years that the program operated, Stockton saw a 43% decrease in the average annual homicide rate.³

Intervention programs in neighboring cities of Oakland and Richmond are credited with enabling major reductions in homicide and gunfire rates. Oakland’s Ceasefire program was established in 2012, and by 2018, the city’s gun violence and homicides had fallen by 50%, the lowest rate in decades.⁴ Sadly, Oakland’s gunfire and homicide rates have increased substantially since the onset of the COVID-19 pandemic.⁵

² <https://nnscommunities.org/wp-content/uploads/2020/08/GVI-Issue-Brief-1.pdf>

³ Braga, A. A. (2008). Pulling levers focused deterrence strategies and the prevention of gun homicide. *Journal of criminal justice*, 36(4), 332-343.

⁴ <https://giffords.org/wp-content/uploads/2019/05/Giffords-Law-Center-A-Case-Study-in-Hope.pdf>

⁵ Neilson, S. (2021, Sept. 29). Homicides increased in Bay Area major cities in 2020. Are they coming down? *San Francisco Chronicle*. Retrieved Oct. 15, 2021 from <https://www.sfchronicle.com/crime/article/Homicides-increased-in-Bay-Area-major-cities-in-16494869.php>

THE CEASEFIRE STRATEGY'S ACTIONS ARE CONTINUOUS & STRATEGIC

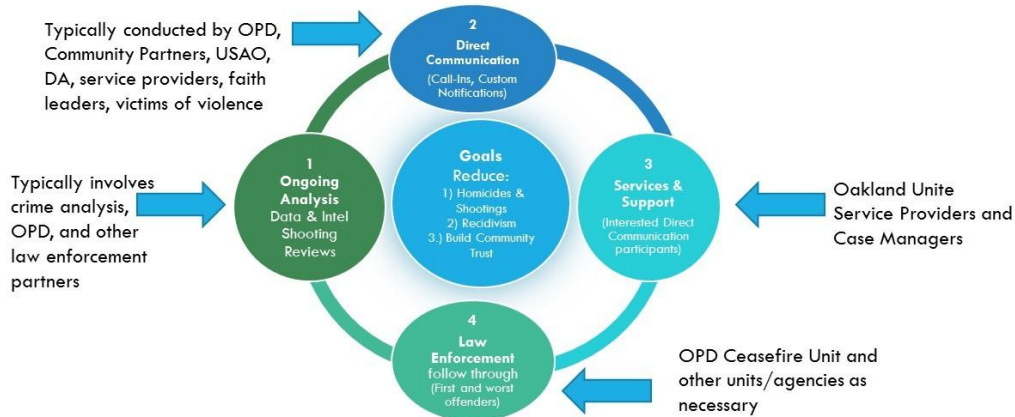


Figure 1. Oakland Ceasefire model

Oakland Unite, a division of the City of Oakland’s Human Services Department, manages Oakland Ceasefire “through a public health and trauma-informed approach.” Further: “As a funder and direct service provider, Oakland Unite coordinates a network of 26 community-based organizations that provide comprehensive, culturally-responsive support services including Intensive Life Coaching, Employment and Education Support, Crisis Response, Violence Interruption/Street Outreach, and Community Engagement.”⁶

In addition to traditional services such as mental health, trauma care, education, and street outreach, these programs organize “call-ins” in which community leaders and local residents affected by gun violence can interface directly with group members to share their pain, explore paths to personal transformation, and discuss commitments to a safer community. These programs develop a framework to identify leaders with moral authority in affected communities to develop violence prevention strategies that build up collective autonomy and resilience. Law enforcement can also identify violent offenders in the community and compel them to attend call-ins as terms of their parole. Alternatively, service providers can also schedule flexible in-person visits to address social determinants of violent crime.

In the City of Richmond, the Office of Neighborhood Safety (ONS) was established in 2007, precipitating a 61% reduction in gun violence over the following five years. By 2019, Richmond saw a 65% decrease in homicides and an 85% decrease in shootings resulting in injury.⁷ ONS works with the nonprofit Advance Peace to provide Peacemaker Fellowships, an eighteen-month program with wraparound services and

⁶ <https://www.oaklandca.gov/topics/oaklands-ceasefire-strategy>

⁷ <https://www.advancepeace.org/wp-content/uploads/2020/03/AP-Richmond-Impact-2019.pdf>

street outreach for individuals involved in violent conflicts in the community, without law enforcement intervention. In contrast to Ceasefire programs, Advance Peace focuses on change through individuals by developing a LifeMAP (Management Action Plan), rather than group “call-ins” through peer networks. Advance Peace also hires formerly incarcerated individuals to work as Neighborhood Change Agents who provide violence interruption services, street outreach and service referrals directly in the community, rather than bifurcating violence interruption and case management.⁸ Advance Peace has successfully replicated the Fellowship model in the cities of Stockton and Sacramento, with funding of up to \$500,000 over 4 years for implementation and evaluation.⁹

ENVIRONMENTAL SUSTAINABILITY AND CLIMATE IMPACTS

None.

CONTACT PERSON

Councilmember Taplin Council District 2 510-981-7120

⁸ <https://www.advancepeace.org/wp-content/uploads/2020/08/ap-focused-deterrence-v1-1.pdf>

⁹ <https://www.advancepeace.org/wp-content/uploads/2017/04/1-OnePager-Media.pdf>



CONSENT CALENDAR
April 12, 2022

To: Honorable Mayor and Members of the City Council

From: Councilmember Taplin, Councilmember Wengraf, Councilmember Kesarwani, and Councilmember Droste

Subject: Community Policing: Flex Team for Problem-Oriented Policing Under the Scanning, Analysis, Response, and Assessment (SARA) Model and Other Applicable Community Engagement Models

RECOMMENDATION

Refer to the City Manager the establishment of a Flexible Team for Problem-Oriented Policing in the Berkeley Police Department, following the SARA model and other applicable community engagement models, including Berkeley Ceasefire.

POLICY COMMITTEE RECOMMENDATION

On March 7, 2022, the Public Safety Committee adopted the following action: M/S/C (Wengraf/Kesarwani) to send the item, with a positive recommendation, to council to be considered as part of the reimaging public safety process. Vote: All Ayes

FINANCIAL IMPLICATIONS

Staff time.

CURRENT SITUATION AND ITS EFFECTS

Establishing a Flexible Team for Problem-Oriented Policing is a Strategic Plan Priority Project, advancing our goal to create a resilient, safe, connected, and prepared city.

By November 31, 2021, there were 47 confirmed reports of gunfire in Berkeley, with 19 solved cases. By the same time in 2020, there had been 37 confirmed gunfire reports with 23 solved cases. This represents a 22% Year-To-Date decline in the clearance rate for gun-related criminal investigations, from 62% in 2020 to 40% in 2021.

According to the City's 2020/First Half of 2021 Crime Report, there were:

- 40 confirmed shooting incidents in 2020 versus 28 in 2019.
- 38 confirmed shooting incidents in the first nine months of 2021 versus 26 incidents in the same timeframe in 2020.
- Auto Thefts increased 64% from 492 cases in 2019 to 805 in 2020. Auto Thefts increased 52% from 339 cases in 2020 to 514 during the same timeframe in 2021.

[Flex Team]

CONSENT CALENDAR

April 12, 2022

- Aggravated Assaults increased 20% in 2020, with 210 reports, compared to 175 in 2019. Aggravated Assaults decreased 13% in 2021, with 96 reports, compared to 111 in the same timeframe in 2020.
- Burglaries increased by 3% in 2020, with 797 reports as compared to 771 reports in 2019. Residential burglaries increased by 8% while commercial burglaries decreased by 7%.

While Part One Violent Crime decreased by 13% (81 crimes) and Part One Property Crimes decreased by 11% (738 crimes), the aforementioned categories of crimes saw marked increases.¹ Despite these trends, 87% of all reported uses of force in 2021 resulted in neither injury nor complaint of pain. From October 2020 to September 2021, searches conducted by BPD saw a 44.23% yield rate, recovering 135 weapons and 31 firearms.

According to the Berkeley Police Department, Berkeley had 34 accidental deaths in 2020, of which 10 were from fentanyl (29.4%) whereas in Alameda County there were 732 accidental deaths, of which 138 were from fentanyl (18.8%). These deaths do not include poly drug incidents where fentanyl was present with other drugs.

In October 2021, the Berkeley Police Department had 149 officers on the roster, not including officers out due to injury or other types of leave. This is a lower level than in 2017-2018, when the department experienced a “staffing crisis.”² In 2017, the Department was forced to disband its Special Enforcement Unit (known elsewhere as a Crime Suppression Unit) due to insufficient staffing.

In response to an increase in gun violence and certain categories of property crimes, the Berkeley City Council voted unanimously in June 2021 to fund a Bike Patrol for South and West Berkeley in the Fiscal Year 2022 budget. In November 2021, the City Council voted unanimously to fund the establishment of a Berkeley Ceasefire program in the Annual Appropriations Ordinance (AAO #1). The SARA model can be used to supplement bike patrols and a future Ceasefire program with long-term investigations, flexible interventions, and community engagement to solve serious crimes and improve community relations.

BACKGROUND

According to a quasi-experimental study in Boston conducted by Cook et al (2019), the higher clearance rate for gun homicides (43%) relative to nonfatal shootings (19%) was “primarily a result of sustained investigative effort in homicide cases made after the first

¹ https://www.cityofberkeley.info/Clerk/City_Council/2021/10_Oct/Documents/2021-10-19_Item_01_BPD_Annual_Report_pdf.aspx

² Raguso, E. (2021, Oct. 20). Officials vow to increase police staffing, with available officers at historic low. *Berkeleyside*. Retrieved Nov. 1, 2021 from <https://www.berkeleyside.org/2021/10/20/berkeley-police-staffing-increase-city-council-crime-report>.

[Flex Team]

CONSENT CALENDAR
April 12, 2022

2 days.”³ This suggests that long-term investigations can improve the clearance rate for solving violent crimes.

Contemporary proposals for police reform include best practices for law enforcement officers focused on solving crimes. The National Institute for Criminal Justice Reform (NICJR)’s New and Emerging Models of Community Safety and Policing Report, submitted to the Reimagining Public Safety Task Force,⁴ includes the following description of the SARA model for Problem Oriented Policing (Scanning, Analysis, Response, Assessment):

The Scanning, Analysis, Response, and Assessment (SARA) model was created in Virginia in 1987 to facilitate the problem-oriented policing procedure. The cornerstone of this model is a priority on outcomes; the model outlines four steps that are necessary for a proper police response to problems within their jurisdictions. To ensure proper implementation, a significant facet of this method is that officers must be ready to build trust between the community and the police department through the establishment of interpersonal relationships.

Scanning. This step consists of pinpointing and then triaging repeated issues that necessitate a response from the police department. Frequent problems that occur in the community are given priority. Relevant outcomes of the problem are matched to their corresponding cause. For example, examining which properties in a given area have the highest number of calls for service in a year or given time period is an important initial step in the SARA model.

Analysis. Here, law enforcement officers examine the root causes of the issue, community sentiment regarding the problem, and gather needed contextual data. This step also involves assessing the status quo response to the problem and identifying the shortcomings of that strategy. Ultimately, the cause of the problem and potential solutions are determined during this phase.

Response. Officers utilize collected data to ascertain potential intervention strategies. When determining strategies, a thorough review of implemented interventions in different areas with comparable issues is critical. Once a strategy is selected, clear goals must also be established. Execution of the chosen plan is the last part of this step.

Assess. After a plan is implemented and officers have attempted to address a problem, the police department must analyze the efficacy of their strategy. Continued evaluation of the intervention is necessary to guarantee lasting success. Alternatives or additions to the strategy are considered as well.

Many police departments have incorporated the SARA model into their interventions. In San Diego, the police department reported that a trolley station was the location of gang fights, violent crimes, and narcotic activity. A squad of officers collected information to show the local transit board that the design of the station contributed to crime. Based on

³ Cook, P. J., Braga, A. A., Turchan, B. S., & Barao, L. M. (2019). Why do gun murders have a higher clearance rate than gunshot assaults?. *Criminology & Public Policy*, 18(3), 525-551.

⁴ <https://berkeley-rps.org/wp-content/uploads/2021/10/New-and-Emerging-Report-10.29.21-FNL-2.0.pdf>

[Flex Team]

CONSENT CALENDAR
April 12, 2022

the information provided by the officers, the transit board agreed to provide funds to redesign the station.

The Berkeley Police Department has a long history of targeting high-level crimes with a Special Investigations Bureau (SIB) and Special Enforcement Unit (SEU). The Special Investigations Bureau dates back to the early 1960s, when the unit was only staffed with 2 officers. The operations and community partnerships of the Special Investigations Bureau evolved over the years in response to local concerns and regional trends. At its peak in 1989, the SEU was staffed with 25 officers, including a Drug Task Force (DTF). The DTF was disbanded in 2016. In the 1960s, the Special Investigations Bureau was responsible for coordinating investigations into gambling, prostitution, alcoholic beverage, and narcotic offenses that were prevalent in the community in that era. In 1968, the BPD Special Investigations Bureau logged over 2,000 narcotics arrests. This was a year that saw collaboration with the State Bureau of Narcotics Enforcement (Formerly known as Bureau of Narcotics Enforcement, which disbanded in 2012), and the Federal Bureau of Narcotics and Dangerous Drug Control (the predecessor agency to the Drug Enforcement Agency).

In the 1970s, the Special Investigations Bureau quantified their successes by the street value of narcotics seized. In the early 70's nearly every year the Bureau would seize roughly a million dollars in illicit narcotics. In 1983, Annual Crime Reports begin to highlight the growing presence of open-air drug markets with individuals congregated on street corners selling narcotics. In 1987 the Annual Report mentions the rapid increase in the use and sales of crack cocaine, most notably in South and West Berkeley. In April of 1987, the Berkeley Police Department's Drug Task Force (DTF) was created. During this time, nearly all of the actions taken by DTF were based on calls from citizens. The Special Investigations Bureau augmented DTF by serving over 110 search warrants. In 1989, the department completed a reorganization, which now included the Special Enforcement Unit, which contained a SEU commander, Special Investigations Bureau which had a Sergeant and six detectives, a Narcotics Admin Unit which contained an Inspector (supervisor) and two detectives, and two DTF teams, both containing a Sergeant and six officers. This unit was fully staffed with 25 Berkeley Police Officers.

In the early 1990s, the SEU began to focus on drug "hot spots" wherein their approach was more narrowly focused. The Unit also now moved more towards a community-based response with the creation of the Citizens Against Rock Sales (C.A.R.S) which was a successful partnership with community members seeking an improved quality of life. In 1993 SEU members partnered with Community and Merchant Associations to help take back their communities, this included cleaning up the streets, and graffiti abatement. This effort helped mobilize and unify the community and police efforts to confront these challenging times.

In the 2000s, the Special Investigations Bureau (SIB) detectives began relying on confidential reliable informants to further narcotic investigations. By 2001, the SEU was staffed with one Lieutenant, one administrative Sergeant, three field Sergeants, and nine officers for a total of 14 BPD Officers, down from the 25 officers in 1989.

[Flex Team]

CONSENT CALENDAR
April 12, 2022

After 2010, the SEU further reduced staffing to a Lieutenant, one officer in Narcotics Admin, SIB Sergeant and three detectives, DTF Sergeant, and four officers for a total of 11 officers. During the next seven years, the SIB would continue to target the drug dealers, and work to disrupt the supply of narcotics that were feeding Berkeley drug users. However, detectives quickly adapted to the reality that drug dealers would often be involved in other crimes that would further exploit unsuspecting victims, often in various types of fraud. By 2015, the DTF only had one Sergeant and two officers, and the narcotics admin was staffed with one officer. Eventually the DTF was disbanded in 2016. In 2017 the last SIB Sergeant and two detectives were loaned to robbery, property crimes, and sex crimes as SIB was completely disbanded. After this, the entire SEU was no longer in existence.

The Berkeley Police Department currently does not have staffing resources to conduct special investigations to address violent crime and drug trafficking as it did before, despite shootings and drug overdoses rising. By using problem-oriented policing models in NICJR's New and Emerging Models of Community Safety and Policing Report, including the SARA model and a Ceasefire program, the City of Berkeley can increase its capacity to address violent crime with compassionate and data-driven best practices that are responsive to the manifold needs of a diverse community in the 21st Century.

Pursuant to Article VII Section 28(c) of the Charter of the City of Berkeley, the City Manager has the authority to establish a Flex Team for Problem-Oriented Policing in the Berkeley Police Department.

ENVIRONMENTAL SUSTAINABILITY AND CLIMATE IMPACTS

None.

CONTACT PERSON

Councilmember Taplin Council District 2 510-981-7120



CONSENT CALENDAR
December 6, 2022

To: Honorable Mayor and Members of the City Council

From: Councilmember Taplin, Councilmember Harrison (co-sponsor),
Councilmember Hahn (co-sponsor), Councilmember Robinson (co-sponsor)

Subject: Office of Racial Equity: Re-Entry Employment and Guaranteed Income Programs

RECOMMENDATION

(1) Refer to the City Manager to Strengthen Adult Criminal Justice Re-Entry Employment Programs in Berkeley by studying re-entry programs, supports, and systems already available for Berkeley residents, strengthening linkages, and identifying gaps. Report findings back to the Health, Life Enrichment, Equity & Community Committee during 2023.

(2) Refer \$50,000 to the Budget Process to engage a consultant to recommend a Universal Income Pilot for Berkeley. Recommendation to include evaluation of:

- Potential funding sources
- Appropriate and recommended models for Berkeley
- Target population(s) to be supported by Pilot
- Program delivery models
- Evaluation
- Any and all other elements/factors to establish an effective Universal Income Pilot for Berkeley.

Considerations for target populations may include local Equity Indicators measuring racial justice and social equity outcomes such as poverty and financial health, educational disparities, environmental and mental health, housing quality, infrastructure, and public safety.

(3) Refer to the City Manager to establish evaluation processes and metrics for all social services programs recommended through the Reimaging Public Safety Process, including but not limited to violence prevention services, adult reentry programs, and mental health crisis response, and report evaluation outcome to the City Council.

POLICY COMMITTEE RECOMMENDATION

On November 14, 2022, the Health, Life Enrichment, Equity & Community Committee adopted the following action: M/S/C (Bartlett/Kesarwani) to forward the item to Council with a positive recommendation that the City Council approve the item with the Author's substitute recommendations as follows:

(1) Refer to the City Manager to Strengthen Adult Criminal Justice Re-Entry Employment Programs in Berkeley by studying re-entry programs, supports, and systems already available for Berkeley residents, strengthening linkages, and identifying gaps. Report findings back to the Health, Life Committee during 2023.

(2) Refer \$50,000 to the Budget Process to engage a consultant to recommend a Universal Income Pilot for Berkeley. Recommendation to include evaluation of:

- Potential funding sources
- Appropriate and recommended models for Berkeley
- Target population(s) to be supported by Pilot
- Program delivery models
- Evaluation
- Any and all other elements/factors to establish an effective Universal Income Pilot for Berkeley.

Considerations for target populations in may include local Equity Indicators measuring racial justice and social equity outcomes such as poverty and financial health, educational disparities, environmental and mental health, housing quality, infrastructure, and public safety.

(3) Refer to the City Manager to establish evaluation processes and metrics for all social services programs recommended through the Reimagining Public Safety Process, including but not limited to violence prevention services, adult reentry programs, and mental health crisis response, and report evaluation outcome to the City Council.

Vote: All Ayes.

FINANCIAL IMPLICATIONS

The City Council's omnibus budget referral for Reimagining Public Safety passed on May 5, 2022 included \$1M for staffing the Office of Racial Equity, and \$100,000 for Grant Writing Services. Implementing this recommendation would be contingent on those funds.

Additionally, the National Institute for Criminal Justice Reform recommended \$1,250,000 in funding one year after council approval, from "5% of County Criminal Justice Realignment funds allocated to community services for Berkeley residents."

CURRENT SITUATION AND ITS EFFECTS

Studying employment and poverty reduction programs in the Office of Racial Equity is a Strategic Plan Priority Project, advancing our goal to create a resilient, safe, connected, and prepared city.

Adult Re-entry and Municipal Employment

The population of adults on parole or probation has declined over the past two years in Berkeley, reflecting countywide trends. In the most recently available dataset, the Alameda County Probation Department (ACPD)¹ reports 223 adult probationers in

¹ <https://probation.acgov.org/data.page>

Berkeley in Q3 2021, down from 312 active adult clients in March 2020.² In spite of this decline, independent assessments had previously identified needs for further progress.

In 2019, the Alameda County Board of Supervisors approved an updated Adult Reentry Strategic Plan for the county, which includes performance measures for workforce development & employment.³ This program includes subcontractors with both subsidized and unsubsidized employment. The evidence has shown marginal effectiveness of these programs in reducing recidivism, which warrants consideration of supplemental programs at the municipal level to alleviate poverty and further reduce recidivism.

With the signing of Assembly Bill 109 (the Public Safety Realignment Act) in 2011, responsibility for incarceration and supervision of many low-level inmates and parolees transferred from the California Department of Corrections and Rehabilitation (CDCR) to the county level, with the intent of reducing the incarcerated population. According to a 2020 evaluation of Alameda County's AB 109 implementation by Research Development Associates, "Alameda County's AB 109-funded services and Behavioral Health Care Service programs reduce the likelihood of recidivism and reduce the rate at which individuals recidivate." However, the report also warns that "findings about AB 109-funded service receipt should be read with some caution. A relatively small proportion of individuals received AB 109-funded services...*it appears service expansion could reduce recidivism rates among Alameda County's probation population moving forward.*"⁴ [emphasis added]

In June 2020, the City Council passed a budget referral authored by Councilmember Rashi Kesarwani to establish a framework for a new Office of Racial Equity within the Office of the City Manager.⁵ This is consistent with best practices in neighboring cities, such as Oakland and San Francisco, which have recently established such an office. The duties of such an office can be manifold, but a primary responsibility should be to support CBOs and programs advancing the Reimagining Public Safety framework, including those that provide cash assistance, workforce development and employment opportunities for the formerly incarcerated to reduce recidivism (either a municipal program similar to Berkeley YouthWorks, or supplementing county services).

On May 5, 2022, the Berkeley City Council passed a budget referral to advance Reimagining Public Safety initiatives, which included \$100,000 for grant writing

² <https://www.bscc.ca.gov/wp-content/uploads/Alameda-FY-20-21-CCP-Update.pdf>

³ https://probation.acgov.org/probation-assets/files/Reentryandpublicsafetydocs/AC_Adult%20Reentry%20Strategic%20Plan_Road%20to%20Reentry_2019%20Update.pdf

⁴ https://probation.acgov.org/probation-assets/files/Reentryandpublicsafetydocs/RDA_AB109OverviewAndOutcomes_7-20.pdf

⁵ See Attachment 4.

services, and slightly over \$1 million for staffing a new Office of Racial Equity.⁶ These services could assist in researching and soliciting funding for these and other promising programs to improve public safety and advance economic justice.

The National Institute for Criminal Justice Reform (NICJR)'s Report on Reimagining Public Safety in Berkeley provided recommendations on a Guaranteed Income pilot and workforce development, the latter with a focus on "community beautification" services.⁷ These recommendations were accepted with modifications by the Reimagining Public Safety Task Force (RPSTF) in their Response and New Recommendations to NICJR's Report:

Members are very interested in increasing job skills and opportunities. However, programs should be centered on the interests of the target group. The Task Force therefore rejects the idea of a 'beautification' program but fully supports programs that focus on professional development, and serve as a pipeline to employment, especially for those who face additional barriers like a criminal record. Any program should have the goal of being transformative.⁸

While the emphasis in these reports is on a municipal employment program, the Task Force's focus on professional development is consistent with Chicago's Green ReEntry program managed by the nonprofits Chicago CRED and the Inner-City Muslim Action Network, which provides vocational training for skilled trades, weekend programs, and housing assistance for formerly incarcerated individuals.⁹

NICJR's Report recommended funding workforce development through 5% of County Criminal Justice Realignment funds allocated to community services for Berkeley residents. In contrast to municipal workforce development proposals, Alameda County focuses on public-private partnerships, and the Alameda County Probation Department currently procures employment services with one lead contractor, the nonprofit Building Opportunities for Self Sufficiency (BOSS). This contract provides services including: Employability Assessments, Job Readiness Training, Transitional Work Programs, Subsidized/Unsubsidized Employment, and Job Retention Services.

According to the Community Corrections Partnership Executive Committee (CCPEC)'s Year Seven Status Update on Public Safety Realignment Alameda County, BOSS's employment program saw an increase in clients enrolled in recent years, but job

⁶ [https://berkeleyca.gov/sites/default/files/2022-05-05%20Special%20Item%2001a%20Fulfilling%20the%20Promise%20of%20Berkeley_0.pdf](https://berkeleyca.gov/sites/default/files/2022-05/2022-05-05%20Special%20Item%2001a%20Fulfilling%20the%20Promise%20of%20Berkeley_0.pdf)

⁷ https://berkeley-rps.org/wp-content/uploads/2022/03/BerkeleyReport_032422FNL.pdf

⁸ RPSTF report final draft is included in appendices: https://berkeleyca.gov/sites/default/files/2022-05/2022-05-05%20Special%20Item%2001c%20Discussion%20and%20Possible%20Action_0.pdf

⁹ ABC7 Chicago. (2020). Chicago Re-Entry Program Rebuilds Lives with Hands-On Training. ABC News. Retrieved from <https://abc7chicago.com/iman-inner-city-muslim-action-network-job-training-reentry-program/5988288/>

retention languished: “During FY 17/18, there was a significant increase in the number of clients, in all the aforementioned benchmarks, from the previous year. Notwithstanding these increases, the decline in the proportion of clients reaching subsequent benchmarks after being referred, depicts the challenges facing participants to remain stable (in terms of housing, substance use, etc.) in order to proceed through the employment process and reach 180 days of employment.”¹⁰

While the NICJR Report recommended a program employing “at least 100” individuals, the Office of Racial Equity may consider a smaller initial scope by focusing on the adult re-entry population to expand opportunities where the need is most acute.

Guaranteed Income

The NICJR report recommended \$1,800,000 for a Guaranteed Income Pilot Program, from local, federal, or philanthropic funding sources. The RPSTF accepted the recommendation with conditions:

Members strongly support this type of program and note that other communities have implemented these programs successfully. More information is needed to understand how families would be selected, and the city should consider whether other groups, like the AAPI or Indigenous community, should be included in this program.

The California Guaranteed Income Pilot Program was established in the Governor’s Fiscal Year 21-22 Budget to provide grants for guaranteed income pilot programs through the California Department of Social Services (CDSS). The department states that it “will prioritize funding for pilot programs and projects that serve California residents who age out of the extended foster care program at or after 21 years of age or who are pregnant individuals.”¹¹

While the City of Berkeley would seek to leverage state and county resources as needed, this proposal would direct the Office of Racial Equity to study a municipal public works program for adult reentry (and/or municipal support for county services), in addition to a “guaranteed income” cash transfer pilot program that may indirectly reduce recidivism without being strictly targeted for the adult reentry population. To the extent that services are operated with City funding, the Office of Racial Equity would also be directed to evaluate outcomes, objective performance metrics and fiscal sustainability of programs under its auspices, as well as associated services provided by third-party contracting entities.

¹⁰ https://probation.acgov.org/probation-assets/files/Public%20Safety%20Realignment_Y7%20Status%20Update.pdf

¹¹ <https://www.cdss.ca.gov/inforesources/guaranteed-basic-income-projects>

BACKGROUND

Poverty, crime, and racial inequality are deeply interconnected phenomena throughout US history. In particular, educational disparities and the lack of employment opportunities for the formerly incarcerated increases recidivism, fueling a vicious cycle of repeated offenses, high crime and poverty for Black people and other people of color in the criminal justice system.¹²

Studies have found causal relationships between unemployment¹³¹⁴¹⁵¹⁶ and crime, and there is recent evidence showing that sharp unemployment shocks during the COVID-19 pandemic may be related to increased gun violence and homicides.¹⁷ Empirical evidence and structural models suggest that unemployment can incentivize criminal behavior by lowering “the opportunity cost of choosing illegitimate work over legitimate work.”¹⁸ The evidence is also clear that a lack of stable employment contributes to recidivism—when formerly incarcerated individuals commit new offenses that bring them back into the criminal justice system. Research has generally found that high-quality jobs with good wages are most effective at reducing recidivism, particularly for those who have served prison sentences for property crimes.¹⁹

In addition to re-entry programs, cash transfer programs can raise the “opportunity cost” of crime by providing reliable liquidity to households so they can settle their balance sheets without resorting to “illegitimate” sources of cash. Experiments from Kenya to California with cash transfers (colloquially dubbed “basic” or “guaranteed income”) have repeatedly been shown to successfully reduce the social and psychological impacts of poverty, and a new guaranteed income pilot program in Alachua County, Florida is specifically aimed at reducing recidivism.²⁰

¹² Lockwood, S. K., Nally, J. M., Ho, T., & Knutson, K. (2015). Racial disparities and similarities in post-release recidivism and employment among ex-prisoners with a different level of education. *Journal of Prison Education and Reentry*, 2(1), 16-31.

¹³ Bianchi, G., & Chen, Y. (2021). Testing effects of hospitality employment on property crime in the United States. *Tourism Economics*, 13548166211001180.

¹⁴ Raphael, S., & Winter-Ebmer, R. (2001). Identifying the effect of unemployment on crime. *The journal of law and economics*, 44(1), 259-283.

¹⁵ Lin, M. J. (2008). Does unemployment increase crime? Evidence from US data 1974–2000. *Journal of Human resources*, 43(2), 413-436.

¹⁶ Nordin, M., & Almén, D. (2017). Long-term unemployment and violent crime. *Empirical Economics*, 52(1), 1-29.

¹⁷ Schleimer, J.P., Pear, V.A., McCort, C.D. et al. Unemployment and Crime in US Cities During the Coronavirus Pandemic. *J Urban Health* 99, 82–91 (2022). <https://doi.org/10.1007/s11524-021-00605-3>

¹⁸ Melick, M. D. (2003). The relationship between crime and unemployment. *The Park Place Economist*, 11(1), 30-36.

¹⁹ Yu, T. (2018). Employment and Recidivism. Evidence Based Policy Society. Retrieved from <https://www.ebpsociety.org/blog/education/297-employment-recidivism>

²⁰ McDonough, S. (2022). A bold new experiment out of Florida: Guaranteed income for the formerly incarcerated. *Vox*. Retrieved from <https://www.vox.com/22911023/ubi-guaranteed-income-prison-florida>

Cities across the country have seen remarkable success with programs that provide legitimate work and/or cash assistance. The City of Chicago supports capital investment for a Green ReEntry program managed by the nonprofits Chicago CRED and the Inner-City Muslim Action Network, which provides vocational training for skilled trades, weekend programs, and housing assistance for formerly incarcerated individuals.²¹ In 2019, former Mayor Michael Tubbs launched the Stockton Economic Empowerment Demonstration (SEED) pilot program. SEED provides \$500 per month for two years to 125 randomly selected residents of Stockton in neighborhoods with below median income. In a one-year follow-up study, recipients reported improved mental health, financial stability, and employment opportunities.²²

The City of Oakland's Guaranteed Income pilot²³ provides monthly cash payments to a randomly selected pool of low-income residents, and is funded entirely through private philanthropic donations, with collaborative management by the City and nonprofit agencies. Currently in its second phase, the pilot selected 300 applicants by random lottery "in a roughly one square mile area of East Oakland living with incomes below 50% of Area Median Income and at least one child under 18, a target area identified according to the Oakland Equity Index."²⁴

The City of Compton raised an initial \$8 million for its Guaranteed Income pilot program, the Compton Pledge, in partnership with the Jain Family Institute, which launched in December 2020. The program launched with 800 low-income Compton households receiving regular payments of varying sizes, with participants able to choose between payment options (e.g. direct deposit, Venmo, prepaid card) on a customized online platform (See Attachment 3). More recently, the City of Long Beach adopted the Long Beach Recovery Act in March 2021, which included funding for the Long Beach Guaranteed Income Pilot, with recommendations later made by a Community Working Group to inform a Request for Proposals (RFP) for a two-year contract (see Attachment 1).

ENVIRONMENTAL SUSTAINABILITY AND CLIMATE IMPACTS

None.

CONTACT PERSON

Councilmember Terry Taplin Council District 2 510-981-7120

²¹ ABC7 Chicago. (2020). Chicago Re-Entry Program Rebuilds Lives with Hands-On Training. ABC News. Retrieved from <https://abc7chicago.com/iman-inner-city-muslim-action-network-job-training-reentry-program/5988288/>

²² West, S. et al. (2020). Preliminary Analysis: SEED's First Year. Stockton Economic Empowerment Demonstration. Retrieved from https://static1.squarespace.com/static/6039d612b17d055cac14070f/t/603ef1194c474b329f33c329/1614737690661/SEED_Preliminary+Analysis-SEEDs+First+Year_Final+Report_Individual+Pages+-2.pdf

²³ <https://oaklandresilientfamilies.org/about>

²⁴ <http://www2.oaklandnet.com/oakca1/groups/cityadministrator/documents/report/oak071073.pdf>

ATTACHMENTS

1. City of Long Beach RFP
2. Guaranteed Income Toolkit - Jain Family Institute
3. Compton Pledge - April 2021 Press Release
4. Annotated Agenda - Berkeley City Council - Tuesday, June 9, 2020

City of Long Beach

Request for Proposals Number ED22-023
Long Beach Recovery Act (LBRA) Guaranteed
Income Pilot Program Implementation &
Administrator



Overview

Summary

The City of Long Beach (City), Department of Economic Development, seeks proposals from qualified vendor(s) to implement and administer the Long Beach Guaranteed Income Pilot Program.

The selected vendor shall provide for the full implementation of the Pilot, including pre-pilot planning, launch preparation, implementation and administration, and other services as specified.

Key Dates

Release Date: February 14, 2022

Questions Due to the City: 11:00am February 22, 2022

Proposals Due: 11:00 p.m. March 7, 2022

The City reserves the right to modify these dates at any time, with appropriate notice to prospective Contractors.

Proposal Information

Instructions for what to include in your proposal and how to submit it are detailed in Section 4.

Proposals must be submitted electronically via the City's PlanetBids portal, available at <https://pbsystem.planetbids.com/portal/15810/portal-home>.

RFP Official Contact

Tommy Ryan
rfppurchasing@longbeach.gov
562-570-5664

Contents

- 1 The Opportunity
 - 1.1 Project Summary
 - 1.2 Background
 - 1.3 Goals
 - 1.4 Award Terms
- 2 Scope of Work
 - 2.1 Description of Services
 - 2.2 Performance Metrics & Contract Management
 - 2.2.1 Performance Metrics
 - 2.2.2 Contract Management
 - 2.2.3 Contract Payment
- 3 How We Choose
 - 3.1 Minimum Qualifications
 - 3.2 Evaluation Criteria
 - 3.3 Selection Process & Timelines
- 4 Proposal Instructions & Content
 - 4.1 Proposal Timelines & Instructions
 - 4.2 Proposal Content
 - 4.3 Narrative Proposal Template
- 5 Terms & Conditions
 - 5.1 Acronyms/Definitions
 - 5.2 Solicitation Terms & Conditions
 - 5.3 Contract Terms & Conditions
 - 5.4 Additional Requirements
 - 5.5 Protest Procedures

1 The Opportunity

1.1 Project Summary

The City is seeking proposals from qualified vendors to implement and administer the Long Beach Guaranteed Income Pilot Program (Pilot). The selected vendor will be responsible for making direct payments to participants over the course of the 12-month Pilot. The City anticipates the direct payments to total approximately \$1.5 million, though the scope of the Pilot may be expanded pending future funding availability.

1.2 Background

The COVID-19 pandemic has created an economic recession that has further intensified existing economic inequities. The economic impacts of the COVID-19 recession have been unequal and have impacted specific sectors, business owners, workers, property owners, nonprofit organizations, geographic areas, and racial groups differently. The sudden and unanticipated public health emergency necessitated the immediate restrictions (through State and local Health Orders) and, in many cases, closure of specific businesses and customer activities. Following these Health Orders, unemployment rapidly increased from a pre-pandemic low of 4 percent to a high of 21 percent during the peak summer months of 2020, affecting businesses and workers in sectors most impacted by the health restrictions such as retail, hospitality, and services.

Recognizing the inordinate economic impacts that the pandemic has had on Long Beach residents, workers, and business owners, on December 15, 2020, the City Council requested that staff develop an Economic Recovery Strategy to address the economic impacts of COVID19. Staff have initiated five economic equity studies, conducted more than 30 listening sessions with over 350 community leaders and representatives, and received City Council input at numerous steps in the process of drafting this plan. Incorporating this diverse input and existing City Council-adopted recommendations the Economic Recovery Strategy (Strategy), including proposals for the economic development strategies needed to create equitable economic opportunities for residents, workers, investors, and entrepreneurs in Long Beach for sustained economic recovery.

In March 2021, the City adopted the Long Beach Recovery Act (LBRA), a plan to fund economic and public health initiatives, including the Strategy, as a response to individuals and businesses critically impacted by the COVID-19 pandemic. The LBRA has **dedicated funding to support the City's Economic Recovery which includes funding for the Long Beach Guaranteed Income Pilot (Pilot).**

Guaranteed Income

Guaranteed Income (GI) is an innovative approach to supporting people in a rapidly changing economy by providing a minimum amount of income to supplement the basic costs of living. GI is a cash transfer program that provides regular, unrestricted and unconditional direct payments to individuals or entire households. These payments help offset basic living expenses so that program participants can pay for housing, food, healthcare, and transportation among other living expenses; so that they can work and care for their families without falling into poverty or losing their jobs.

A common overarching theme of GI programs is to lift working people and their families out of poverty over time and start to reduce economic inequalities that exist in communities where people live and work together but some cannot afford the basic cost of living. These supplemental payments can also take the cost burden off of local small business owners, who cannot afford to pay workers more to live in high-cost areas like Long Beach or Southern California. Supplemental GI payments can also provide the added benefit of stimulating the local economy by boosting access to discretionary spending for goods and services in the surrounding community.

Community Working Group

In April 2021, a Community Working Group, composed of eight representatives selected for their extensive background in the Long Beach community was convened to make recommendations for a potential GI program in Long Beach. The Working Group began its review of more than two dozen GI pilot programs from other municipalities that have either launched or are in planning stages for roll out of their own GI programs. Over the course of five bi-weekly meetings, the Working Group members reviewed and discussed in-depth the impact and investment of these program as through detailed analysis of GI program studies, research questions, participant selection criteria, control and treatment groups, outreach and marketing, self-application, and income distribution processes.

After extensive review of Long Beach-specific research, the Working Group identified a number of Key Performance Indicators (KPI) to focus the development of recommendations about the GI pilot program. The following provides a summary of the KPI recommended by the Working Group for City Council consideration:

- COVID-19 Impacts: Data provided by HHS showed the highest concentration of COVID-19 cases occurring in the five Zip Codes of 90804, 90805, 90806, 90810, and 90813.
- Median Household Income: Though the Median Family Income in Long Beach exceeds \$85,000, all household incomes in the targeted Zip Codes fall well below that with income in 90813 being less than half of the citywide median.

- Impact: More than half of all families residing in Long Beach live within the five zip codes most impacted by COVID-19. The Working Group then turned to looking at the number and percentage of families in poverty.
- Poverty: According to the analysis, 80 percent of all Long Beach households living in poverty reside within the five targeted Zip Codes. The highest concentration of poverty is found within 90813 - as close to one out of every four families fall within the United States Department of Health and Human Services Federal Poverty Level Guidelines.

Long Beach Guaranteed Income Pilot (Pilot)

Based on the recommendations of the Working Group and other considerations, such as funding availability, the Pilot program will include the following key elements:

- Direct Payments: The initial allocation funded by the Recovery Act will provide up to 250 participants with \$500 per month for 12 months.
- Participants: Program participants will be Single Headed Households with incomes below the poverty line.
- Geographic Focus: Direct payments should focus on the highest concentrated area of family poverty within the targeted five Zip Codes, which is in 90813. This will allow for the greatest potential for community impact and will provide documentable results that can be included within the national experiment and research currently underway throughout the United States.

According to departmental analysis based on available US Census data there are 58,380 residents of the 90813 zip code with 65% identifying as Hispanic or Latino, 11.5% Black or African-American, 12.5% as Asian, 0.4% as Native Hawaiian and other Pacific Islander, and 0.2% as American Indian or Alaska Native. According to the California Hard-to-Count Index 72% of all residents live within a multi-unit structure, 87.8% live in housing units that are renter-occupied, 46.5% have income below 150 percent of the poverty line, and 41.9% of those aged 25 and older are not high school graduates.

- Support Services: In addition to the direct cash assistance program, participants will receive the offer of additional services including digital technology packages, assistance with accessing childcare, job placement and job training access, and other identified support services to expand upon the initial \$500 investment.
- Reporting: Consistent with other pilot programs, no additional reporting will be required for participants beyond the completion of a monthly survey. In addition to the treatment group there will be a yet-to-be-determined number of participants who will be included in the control group.
- Incentives: The control group will also be incentivized to complete a monthly survey but will not receive the direct cash payments.

Note, if additional matching funds are secured, the Pilot may be expanded to serve additional cohort participants in other high-need Zip Codes.

1.3 Goals

The goal of the Pilot is to increase the monthly income of the City's most vulnerable residents with the highest unemployment, highest rates of violence and whom have had the greatest continued impact from COVID-19.

In one year or less, the Pilot will distribute \$1.5 million in direct cash assistance in the form of guaranteed income to 250 families living at or below the poverty line in the 90813 zip-code. Using data collected as part of the Pilot, the City hopes to contribute to the discourse around local, regional and national guaranteed income policy and its efficacy.

Over the course of the Pilot, the program will have achieved the following:

- 1) 250 or more households will have participated within the treatment group;
 - a. Program participants will be Single Headed Households with incomes at or below the poverty line in the 90813 zip-code;
- 2) Each participating household will have received \$500 a month for a period of twelve months;
- 3) Each participating household will have access to multiple payment options;
- 4) Each household will have access to expert financial benefits counseling to ensure that zero impact will be had on any participant's local, county, State or federal public benefits;
- 5) City will have received viable recommendations on how to fund, sustain and expand Guaranteed Income within the City.

1.4 Award Terms

This contract will be for a period of two years with the option to renew for three additional one-year periods. The total contract term will not exceed five years.

2 Scope of Work

2.1 Description of Services

This opportunity is for qualified vendors to implement and administer the Pilot. The selected vendor shall provide for the partial implementation and administration of the Pilot including, but not limited to: creating and operating a digital payment solution to pay Pilot participants, creating and maintaining a Pilot website/portal, providing financial counseling services and identifying potential funding for the expansion and/or sustainment of the program.

As a part of the Pilot, the City will also contract with a Pilot Research and Evaluation Partner to design the Pilot, engage the community, identify pilot participants and evaluate the program. The Research and Evaluation Partner will be selected through a separate process. The selected Implementation & Administration vendor will be required to collaborate with the City's selected Pilot Research and Evaluation vendor throughout the Pilot to conform with the Pilot design and to ensure appropriate data collection and information sharing in support of the overall evaluation of the program.

Specific services for the Pilot shall include, but are not limited to, the following:

- Creating and operating a customizable digital (electronic) payment solution capable of supporting multiple payment distribution types for maximum flexibility of participants;
- Providing for the enrollment of selected Pilot participants, as needed, to facilitate receipt of payments;
- Creating and maintaining an overall Pilot website and/or portal to promote the program and serve as a live public dashboard for performance metrics;
 - This website should be compatible and connected to the City's Recovery website, for use by participants, City staff and the City's Pilot Research and Evaluation vendor;
 - Should include both Pilot and City branding;
 - Be compatible with mobile communications devices;
 - Website content should be made available in English, Spanish, Khmer and Tagalog, in accordance with the City's Language Access Plan
- Providing case management services, including:
 - Resolution of any issues related to payment distribution;
 - Financial benefits counseling to ensure that zero impact will be had on any participant's local, county, State or federal public benefit;
- Providing support for ongoing data collection and information sharing to City staff and the City's selected Pilot Research and Evaluation Partner;
 - Assisting the City in identifying additional financial resources, including grants, fundraising opportunities or other strategies to grow the Pilot.

- Providing documentation and audit trail that meets program requirements that will be clearly defined before Pilot launch, including but not limited to the following:
- Providing all information that the City deems necessary, including but not limited to weekly funding obligation amounts, expenditures, and projections;
- Managing a technology-driven duplication of benefits process that ensures compliance with Federal law;
- Facilitating issuance of 1099 Miscellaneous Tax forms tax process for any payments deemed taxable;
- Transferring data, files, and records to the City to be retained for future audits;
- Having organizational capacity to scale the Pilot if additional funding becomes available. This may include (but is not limited to) the following:
 - the ability to increase the number of participants;
 - the ability to track separate cohorts of participants;
 - the ability to invoice separately based on the funding source;
 - the ability to flexibly modify program elements to meet the requirements of new funding, including record keeping, reporting and audit requirements.

2.2 Performance Metrics & Contract Management

2.2.1 Performance Metrics

The table below highlights the targets that will be tracked and reviewed collaboratively with the awarded contractor during the contract. This list is an indication of the performance metrics of interest to the City and is not exhaustive or final. As a part of a response to this RFP, Proposers may propose additional or alternative performance metrics to be tracked on a regular basis. The final set of performance metrics and frequency of collection will be negotiated by the successful Proposer and the City prior to the finalization of an agreement between parties and may be adjusted over time as needed.

| METRIC | DESCRIPTION | TARGET | DATA SOURCE |
|--------------------------------------|---|------------------|----------------|
| 1. Number of participants enrolled | The total number of Pilot participants that receiving the guaranteed income | 250 ¹ | Monthly report |
| 2. Number of payments issued on time | The total number of payments issued on a monthly basis | 100% | Monthly report |

| | | | |
|---|---|---|------------------|
| 3. Percentage of payment issues resolved | The percentage of participant payments issues that are resolved | 100% of issues resolved on a monthly basis | Monthly report |
| 4. Impact on Public Benefits | Number of participants whose public benefits are decreased as a result of Pilot funds | Zero participants' benefits are impacted | Quarterly report |
| 5. Funding Options | Number of viable funding options presented to the City to expand the program | Minimally, present funding solutions to increase the number of potential participant households to 1,000+ | Monthly report |
| <p>1. 250 is the minimum number of participants expected to be served during the Pilot based on current available funding. This metric will be reevaluated should the program be expanded to serve additional participants.</p> | | | |

2.2.2 Contract Management

The selected vendor will receive consistent support and communication from a City liaison throughout the process. This liaison will be the main contact for providers and will send out reminders to providers before reporting, invoice, and narrative metrics are due to provide clarification about deadlines and answer any questions. These efforts are to ensure that any issues can be openly shared, solved early and any funds that may not be expended may be redirected.

Kick Off Meeting

The selected vendor shall participate in project kickoff meeting to introduce lead project staff, review project scope, review project timelines, review vendor invoicing and reporting requirements, and create regular project meeting and project reporting schedule.

Milestones/Approval from City on Key Program Decisions

The selected vendor shall submit the following deliverables to City staff by the designated deadline and receive approval before implementing. Final deadlines shall be negotiated and agreed upon during contract negotiations.

- Recommendations on program design;
- Website/portal design;
- Participant payment enrollment process;

- Payment resolution procedure;
- Sample reports for required data, including number of participants, number of payments issued, number of payment issues resolved, and others to be determined;
- Process for creating an escrow account and a schedule of deposits made by the City to said account to process payments to Pilot participants (if applicable).

Communications and Reporting

Vendor and City staff shall meet regularly during the start of the engagement to review project status, address project issues, assess opportunities to improve effectiveness and efficiency, and actively work toward the launch of the Pilot.

After the Pilot has launched, the vendor and staff shall meet regularly to review project status and performance, address project issues, assess opportunities to improve effectiveness and efficiency, and review service data and monitor performance.

The vendor shall identify a lead project manager that will be available to speak and answer questions from City staff as needed.

2.2.3 Vendor Invoicing & Payments

The City issues payment based upon services rendered. After a contract is finalized and work is performed, the Contractor should invoice the City. The City will remit payment within 30 calendar days of being billed.

To process payments efficiently, the vendor is encouraged to use an invoice template provided by the City but may also use their own and, at minimum, include the following information on their invoices:

- Invoice
 - Amount applied to administrative costs
 - Amount remitted to participants
 - Monthly Payroll Registers and receipts to coincide with admin costs reported
 - Monthly listing of participants to whom payment was remitted
 - Monthly reporting attesting to participants' eligibility
- Invoice number
- Date of invoice
- Purchase Order (PO) number
- Identify name of department, program, and program lead
- Summarize title of services performed and service period

3 How We Choose

3.1 Minimum Qualifications

- Qualification to conduct business in the City
- Not having been debarred by Federal, State or local government
- Verifiable experience in designing, implementing, and administering a cash transfer program within the last 36 months with a minimum of 50 concurrent participants.
- Financial stability and staff capacity to effectively deliver service within the Pilot's 12-month timeframe.
- Ability to keep records according to Federal Single Audit standards, respond to federal audit requests, and regularly self-report on contract performance.

3.2 Evaluation Criteria

Proposals shall be consistently evaluated based upon the following criteria:

| CRITERION |
|---|
| <ul style="list-style-type: none"> □ Organizational Capacity & Experience <ul style="list-style-type: none"> • Experience serving comparable demographics to those selected for the Pilot. • Organizational capacity to successfully deliver, develop, and implement services. • Organizational capacity to scale the Pilot if additional funding becomes available. This may include (but is not limited to) the following: 1) the ability to increase the number of participants, 2) the ability to track separate cohorts of participants 3) the ability to invoice separately based on the funding source, 4) the ability to flexibly modify program elements to meet the requirements of new funding, including record keeping, reporting and audit requirements. • Demonstrated experience with recommended payment solution and participant portal. • Language access capacity. • Availability, experience, and qualifications of key personnel. • Conformance to the terms of the RFP. |
| <ul style="list-style-type: none"> □ Method of Approach <ul style="list-style-type: none"> • Quality, user experience, and capacity of guaranteed income cash payments portal • Ability to have a fully operational system ready for final review within 3 weeks of award • Capacity to implement a comprehensive case management, including financial benefits counseling service • Ability to securely process direct cash payments on behalf of City • Ability to develop and present viable strategies to fund the expansion of the Pilot program |

| |
|---|
| <ul style="list-style-type: none"> □ Communications & Reporting <ul style="list-style-type: none"> • Ability to participate in mandatory meetings. • Ability and experience in data collection and reporting. |
| <ul style="list-style-type: none"> □ Reasonableness of Cost: <ul style="list-style-type: none"> • Cost per participant served. |
| <ul style="list-style-type: none"> □ Desired Qualifications <ul style="list-style-type: none"> • Prior experience with conducting a program disbursing federal funding • Knowledge of the Final Ruling of American Rescue Plan • Knowledge of OMB Uniform Guidance |

3.3 Selection Process & Timelines

| EVALUATION STAGE | ESTIMATED DATE | DESCRIPTION |
|--|------------------------------|--|
| Evaluation of Narrative & Cost Proposals | 3/8/2022 – 3/11/2022 | <ul style="list-style-type: none"> • An Evaluation Committee will review Narrative & Cost Proposals to select the proposal that best meets the needs of the City. • Evaluations will be conducted using a methodology derived from the evaluation criteria listed in Section 3.2. |
| Interviews and Demos | TBD | <ul style="list-style-type: none"> • An interview and demos will be provided • The City may interview or request demos from none, one, some or all Proposers. |
| Negotiation & Contractor Selection | March 2022 | <ul style="list-style-type: none"> • Selected Contractor(s) will be notified in writing. • Any award is contingent upon the successful negotiation of final contract terms. If contract negotiations cannot be concluded successfully, the City reserves the right to negotiate a contract with another Contractor or withdraw the RFP. • Negotiations shall be confidential and not subject to disclosure to competing Contractors unless and until an agreement is reached. |
| Estimated Contract Execution | April 2022 | |
| Proposer Debrief | After Contractor is Selected | <ul style="list-style-type: none"> • Successful and unsuccessful Proposers are encouraged to request phone call or in person meeting with the City to discuss the |

strengths and weaknesses of their proposal. The intent of the debrief is to provide the Proposer with constructive feedback to equip them with information to effectively meet the City's needs and be successful in future proposals.

4 Proposal Instructions & Content

4.1 Proposal Timelines & Instructions

| MILESTONE | TIME (PACIFIC) & DATE | LOCATION / ADDITIONAL INFORMATION |
|---------------------------|------------------------------|--|
| Release date | February 14, 2022 | |
| Questions due to the City | 11:00 a.m. February 22, 2022 | <ul style="list-style-type: none"> Submit all inquiries via email to rfppurchasing@longbeach.gov |
| Posting of the Q&A | February 25, 2022 | <ul style="list-style-type: none"> Responses to the questions will be posted on the City's PlanetBids portal, available at https://pbsystem.planetbids.com/portal/15810/portal-home. |
| Proposals due | 11:00 p.m. March 7, 2022 | <ul style="list-style-type: none"> Proposals should be submitted electronically via the City's PlanetBids portal, available at https://pbsystem.planetbids.com/portal/15810/portal-home. Late proposals, or proposals submitted through other channels will not be accepted. Proposers are responsible for submitting their proposals completely and on time. <ul style="list-style-type: none"> Proposers will receive an e-bid confirmation number with a time stamp from PlanetBids indicating that the proposal was submitted successfully. The City will only receive proposals that were transmitted successfully. Technical support is available by phone at (818) 992-1771 Support resources including a list of Frequently Asked Questions are available on PlanetBids at |

<https://pbsystem.planetbids.com/porta/1/15810/help>.

4.2 Proposal Content

Complete proposals will include the following. Proposers are encouraged to use this table as a checklist to ensure all components are included in their proposal.

| PROPOSAL | |
|---|--|
| <input type="checkbox"/> Narrative Proposal | The Narrative Proposal should provide a straightforward, concise delineation of capabilities to satisfy the RFP. Guidance on preparing a Narrative Proposal is detailed below in Section 4.3. |
| <input type="checkbox"/> Cost Proposal | <p>The Cost Proposal should adhere to the following:</p> <ul style="list-style-type: none"> • Provide a proposed budget with estimated costs to provide personnel and support needed to deliver the Pilot. • Provide any additional information that describes your fee structure and that provides a comprehensive estimate of total program costs for your organization's proposal. • The cost proposal and scope of work shall include and specify the firm's labor, indirect costs, and any subconsultant costs. This should include any additional costs related to the potential scaling of the program as described in Section 3.1. • The fee to be paid to the Consultant will be made at the Consultant's established billable rates for staff hours and expenses accrued in producing the required services, up to a maximum fee to be established through negotiations. • The Consultant's billable rates shall not include mark-ups on reimbursable items or mark-ups for overhead and profit; no additional payment will be made for those items. The City will neither reimburse the Consultant for mileage, office supplies, overhead expenses, nor for the use of computer equipment. • All sub-consultant fees and costs shall not include mark-ups and will be reimbursed on an actual-cost basis. The City will not reimburse for a subconsultant's mileage, office supplies, overhead expenses, or for the use of computer equipment. • Primary Consultants located outside the Los Angeles/Orange County area shall not assume the City |

| | |
|---|--|
| | will reimburse for travel to the City without prior approval. Consultants outside of Los Angeles/Orange County should discuss how their remoteness will affect their responsiveness in delivering services. |
| PROPOSAL APPENDICES | |
| <input type="checkbox"/> Financial Stability | Proposers should include one or more of the following financial statements to provide the City with enough information to determine financial stability of the Proposer and subcontractor. <ul style="list-style-type: none"> • Financial Statement or Annual Report • Business tax return • Statement of income and related earnings • Formal Audit Report conducted by an external CPA firm, if available • Internal Control Report, if available |
| <input type="checkbox"/> Other Addenda (if applicable) | Colored displays, promotional materials, and other collateral are not necessary or desired. However, if a complete response cannot be provided without referencing supporting documentation, it may be provided as an addendum clearly cited in the Narrative or Cost Proposal. |
| MANDATORY ATTACHMENTS <i>The following are included as Attachments in PlanetBids. They must be signed by the individual legally authorized to bind the Proposer.</i> | |
| <input type="checkbox"/> A. Authorization & Certification | |
| <input type="checkbox"/> B. Equal Benefits Ordinance (EBO) Form | |
| <input type="checkbox"/> C. W-9 | |
| NON-MANDATORY ATTACHMENTS <i>The following are required for awarded Contractors prior to contract execution. If possible, Proposers are encouraged to include this information as part of their proposal to expedite processing.</i> | |
| <input type="checkbox"/> D. Business License | |
| <input type="checkbox"/> E. Proof of Registration with Secretary of State | |
| <input type="checkbox"/> F. Pro Forma – Reference only | |
| <input type="checkbox"/> G. INSURANCE. | As a condition precedent to the effectiveness of this Agreement, Contractor shall procure and maintain at Contractor's expense for the duration of this Agreement from an insurance company that is admitted to write insurance in the State of California or that has a rating of or equivalent to an A:VIII by A.M. Best and Company the following insurance: <ol style="list-style-type: none"> a. Commercial general liability insurance equivalent in coverage scope to ISO CG 00 01 10 93 naming the City of Long Beach and its officials, employees, and agents as additional insureds on a form equivalent in coverage scope to ISO CG 20 26 11 85 from and against claims, |

demands, causes of action, expenses, costs, or liability for injury to or death of persons, or damage to or loss of property arising out of activities or work performed by or on behalf of the Contractor in an amount not less than One Million Dollars (US \$1,000,000) per occurrence and Two Million Dollars (US \$2,000,000) in general aggregate.

- b. As applicable, workers' compensation coverage in accordance with the Labor Code of the State of California and Employer's liability insurance with minimum limits of One Million Dollars (US \$1,000,000) per accident or occupational illness. The policy shall be endorsed with a waiver of the insurer's right of subrogation against the City of Long Beach and its officials, employees, and agents.
- c. If use of vehicles is part of the scope of services, commercial automobile liability insurance equivalent in coverage scope to ISO CA 00 01 06 92 in an amount not less than Five Hundred Thousand Dollars (US \$500,000) combined single limit (CSL) covering Symbol 1 (any auto).
- d. Professional Liability (or Errors and Omissions Liability) insurance covering the profession or professions (for example, licensed professions such as accountants or lawyers) provided within the Agreement in the amount of not less than one million dollars (\$1,000,000) per claim.

Any self-insurance program or self-insurance retention must be approved separately in writing by City and shall protect the City of Long Beach and its officials, employees, and agents in the same manner and to the same extent as they would have been protected had the policy or policies not contained retention provisions. Each insurance policy shall be endorsed to state that coverage shall not be suspended, voided, or canceled by either party except after thirty (30) days prior written notice to City, and shall be primary and not contributing to any other insurance or self-insurance maintained by City.

Any subcontractors which Contractor may use in the performance of this Agreement shall be required to indemnify the City to the same extent as the Contractor and to maintain insurance in compliance with the provisions of this section.

Contractor shall deliver to City certificates of insurance and original endorsements for approval as to sufficiency and form prior to the start of performance hereunder. The certificates and endorsements for each insurance policy shall contain the original signature of a person authorized by that insurer to bind coverage on its behalf. "Claims-made" policies are not acceptable unless City Risk Manager determines that "Occurrence" policies are not available in the market for the risk being insured. In a "Claims-made" policy is accepted, it must provide for an extended reporting period of not

less than three (3) years. Such insurance as required herein shall not be deemed to limit Contractor's liability relating to performance under this Agreement. City reserves the right to require complete certified copies of all said policies at any time. Any modification or waiver of the insurance requirements herein shall be made only with the approval of City Risk Manager. The procuring of insurance shall not be construed as a limitation on liability or as full performance of the indemnification provisions of this Agreement.

- PlanetBids | *Ensure your organization's PlanetBids profile is up to date, including an email address, phone number, and for any socioeconomic classifications you may qualify for.*

4.3 Narrative Proposal Template

An editable version of the template below has been posted to PlanetBids. Proposers should complete the editable template and submit it as their narrative proposal.

Organizational Capacity & Experience

| PROPOSER CONTACT INFORMATION | | |
|--|--|-------|
| Organization | Company Name | |
| | Company Address | |
| | Website | |
| | Federal Tax ID Number | |
| Authorized Representative | Name | |
| | Title | |
| | Email Address | |
| | Phone Number | |
| Other Point of Contact (if required) | Name | |
| | Title | |
| | Email Address | |
| | Phone Number | |
| PROPOSER CAPACITY & EXPERIENCE | | |
| What type of enterprise is the organization? | <input type="checkbox"/> Non-Profit | |
| | <input type="checkbox"/> Sole Proprietorship | |
| | <input type="checkbox"/> General Partnership | |
| | <input type="checkbox"/> Corporation | |
| | <i>State and Date of incorporation:</i> | <hr/> |

| | | |
|---|--|--|
| | <input type="checkbox"/> Limited Liability Company <input type="checkbox"/> _____ Other | |
| Where is the organization that would service the City's account located? | | |
| Does the organization reside in Long Beach? | | |
| Please describe why the organization is qualified to provide the services described in this RFP (1-2 paragraphs). | | |
| How many employees does the organization have in total and residing in Long Beach? | | |
| Where are the representative(s) that would service the City's account located? | | |
| Please provide a plan of overview for how the project will be staffed, including the percentage of time each employee will be allocated to the project, and the names and titles of principles. | | |
| Who are the key staff involved in the project? For each, please provide a name, title, and resume either as an attachment or 1 paragraph description. | | |
| Does the proposal include subcontractors? | <input type="checkbox"/> Yes <input type="checkbox"/> No | |
| REFERENCES | | |
| Reference 1 | Company | |
| | Project Manager | |
| | Phone Number | |
| | Project Description | |
| Reference 2 | Project Start and End Dates | |
| | Company | |
| | Project Manager | |
| | Phone Number | |
| Reference 3 | Project Description | |
| | Project Start and End Dates | |
| | Company | |
| | Project Manager | |
| | Phone Number | |

| | | |
|-------------|-----------------------------|--|
| | Project Description | |
| | Project Start and End Dates | |
| Reference 4 | Company | |
| | Project Manager | |
| | Phone Number | |
| | Project Description | |
| Reference 5 | Project Start and End Dates | |
| | Company | |
| | Project Manager | |
| | Phone Number | |
| | Project Description | |
| | Project Start and End Dates | |
| | Company | |
| | Project Manager | |
| | Phone Number | |
| | Project Description | |
| | Project Start and End Dates | |
| | Company | |

| | | |
|--|--|-------|
| SUB-CONTRACTOR CONTACT INFORMATION (if applicable) <i>Please provide this information for all subcontractors included in this proposal.</i> | | |
| Organization | Company Name | |
| | Company Address | |
| Authorized Representative | Name | |
| | Title | |
| | Email Address | |
| | Phone Number | |
| Other Point of Contact (if required) | Name | |
| | Title | |
| | Email Address | |
| | Phone Number | |
| SUBCONTRACTOR CAPACITY & EXPERIENCE | | |
| What type of enterprise is the organization? | <input type="checkbox"/> Non-Profit | |
| | <input type="checkbox"/> Sole Proprietorship | |
| | <input type="checkbox"/> General Partnership | |
| | <input type="checkbox"/> Corporation | |
| | <i>State and Date of incorporation:</i> | <hr/> |
| | <input type="checkbox"/> Limited Liability Company | |

| | |
|--|---|
| | <input type="checkbox"/> Other <hr/> |
| Which specific requirements of this RFP will the subcontractor perform? | |
| Is the subcontractor registered with the California Department of Industrial Relations? If yes, provide registration number. | |
| Please describe why the organization is qualified to provide the services described in this RFP (1-2 paragraphs). | |
| Please describe the length of time the organization has been providing the services described in this RFP (1-3 sentences). | |
| How many employees does the organization have nationally, locally, and residing in Long Beach? | |
| Where are the representative(s) that would service the City's account located? | |

Organizational Capacity & Experience

| |
|--|
| <p>1. Please provide an overview of past guaranteed income or comparable cash transfer programs your organization is conducting or has conducted in the past. In your answer, be sure to share the total cost of the project, the number of participants served, amount of staff or resources involved, and metrics on the accomplishments and impact of the project. (suggest highlighting 2-4 programs, 1-2 paragraphs per program)</p> |
| <p>2. Please describe your experience in serving demographics comparable to those selected for the Pilot. (1 paragraph max)</p> |
| <p>3. Please describe your organizational capacity to scale the Pilot should additional funding become available. This may include (but is not limited to) the following: 1) the ability to increase the number of participants, 2) the ability to track separate cohorts of participants 3) the ability to invoice separately based on the funding source, 4) the ability to flexibly modify program elements to meet the requirements of new funding, including record keeping, reporting and audit requests. (1-2 paragraphs)</p> |

| |
|--|
| |
| 4. Please describe your experience and organizational capacity in data collection and reporting. (1 paragraph max) |
| |
| 5. Please describe your organization's capacity to provide outreach and education in non-English (Spanish, Khmer, Tagalog) or non-verbal languages. (250 words max) |
| |
| 6. Describe your organization's ability to keep records according to Federal Single Audit standards, respond to federal audit requests, and regularly self-report on contract performance. |
| |
| 7. (Optional) If there is any other information you have not provided above that will help the City evaluate your qualifications for these efforts, please provide them below. Please refer to Sections 3.1 Minimum Qualifications and 3.2 Evaluation Criterion as needed. |
| |

Method & Approach

| |
|---|
| 1. Please describe in detail how your organization intends to implement and administer the Pilot in partnership with the City and its selected Pilot Research and Evaluation partner. Include proposed timelines for launching the website/portal, enrolling identified participants to receive payment, and issuing first payments. |
| |
| 2. Please describe in detail your organization's approach for identifying additional financial resources, including grants, fundraising opportunities or other strategies to grow the Pilot. If your organization has fundraising capabilities that could be leveraged in support of the program, please elaborate on this capability here. |
| |
| 3. Please describe your organization's approach to providing a customizable digital (electronic) payment solution capable of supporting multiple payment distribution types. |
| |

| |
|--|
| 4. Describe the end-user digital portal experience from the perspective of program participants. |
| |
| 5. Summarize steps you would take to immediately resolve any operational issues that may occur with the portal or prevent the issuance of payments to program participants. |
| |
| 6. This opportunity requires that your organization will serve as a Subject Matter Expert to provide technical assistance to City staff and the City's Pilot Research and Evaluation vendor. Describe how your organization will work with these groups. |
| |
| 7. Summarize your proposed approach to case management and how will you ensure your organization's solution is able to assist a diverse, multi-lingual population. |
| |
| 8. Outline what you will need from the City to implement the contract successfully. |
| |

Communications & Reporting

| |
|---|
| 1. Explain the data and reporting systems that will be used to routinely evaluate program performance, how this data will be used for program management, or how you have used data and reporting systems for program management in the past. |
| |
| 2. Explain how employees responsible for case management will be supervised. |
| |
| 3. Please describe your organizational capacity to participate in mandatory meetings as described in Section 2.2.2 of the RFP. |
| |
| 4. Explain how you will report on performance to the City and coordinate with the City to meet the objectives of the RFP. |
| |

- | |
|--|
| 5. The City requires that the awarded Contractor provide proof of payment of any subcontractors used for this project. If the proposal includes subcontractors, please describe the plan for how the City will be notified of such payments. |
| |

5 Terms & Conditions

5.1 Acronyms/Definitions

1. Awarded Contractor: The organization/individual that is awarded a contract with the City of Long Beach, California for the services identified in this RFP.
2. City: The City of Long Beach and any department or agency identified herein.
3. Contractor / Proposer: Organization/individual submitting a proposal in response to this RFP.
4. Department / Division: City of Long Beach, Department of Economic Development
5. Evaluation Committee: An independent committee comprised solely of representatives of the City established to review proposals submitted in response to the RFP, evaluate the proposals, and select a Contractor.
6. May: Indicates something that is not mandatory but permissible.
7. RFP: Request for Proposals.
8. Shall / Must: Indicates a mandatory requirement. Failure to meet a mandatory requirement may result in the rejection of a proposal as non-responsive.
9. Should: Indicates something that is recommended but not mandatory. If the Proposer fails to provide recommended information, the City may, at its sole option, ask the Proposer to provide the information or evaluate the proposal without the information.
10. Subcontractor: Third party not directly employed by the Proposer who will provide services identified in this RFP.

5.2 Solicitation Terms & Conditions

1. The City reserves the right to alter, amend, or modify any provisions of this RFP, or to withdraw this RFP, at any time prior to the award of a contract pursuant hereto, if it is in the best interest of the City to do so.
2. The City reserves the right to request clarification of any proposal term from Proposers.

3. The City may contact the references provided; contact any Proposer to clarify any response; contact any current users of a Proposer's services; solicit information from any available source concerning any aspect of a proposal; and seek and review any other information deemed pertinent to the evaluation process.
4. The level and term of documentation required from the Proposer to satisfy the City will be commensurate with the size and complexity of the contract and Proposers should submit accordingly. If the information submitted by the Proposer, or available from other sources, is insufficient to satisfy the City as to the Proposer's contractual responsibility, the City may request additional information from the Proposer or may deem the proposal non-responsive.
5. The City reserves the right to waive informalities and minor irregularities in proposals received.
6. The City reserves the right to reject any or all proposals received prior to contract award.
7. The City's determination of the Proposer's responsibility, for the purposes of this RFP, shall be final.
8. Unless otherwise specified, the City prefers to award to a single Contractor but reserves the right to award contracts to multiple contractors.
9. The City shall not be obligated to accept the lowest priced proposal, but will make an award in the best interests of the City of Long Beach after all factors have been evaluated.
10. Any irregularities or lack of clarity in the RFP should be brought to the Purchasing Division designee's attention as soon as possible so that corrective addenda may be furnished to Proposers.
11. Proposals must include any and all proposed terms and conditions, including, without limitation, written warranties, maintenance/service agreements, license agreements, lease purchase agreements and the Proposer's standard contract language. The omission of these documents may render a proposal non-responsive.
12. Alterations, modifications or variations to a proposal may not be considered unless authorized by the RFP or by addendum or amendment.
13. Proposals which appear unrealistic in the terms of technical commitments, lack of technical competence, or are indicative of failure to comprehend the complexity and risk of this contract, may be rejected.

14. Proposals may be withdrawn by written notice received prior to the proposal opening time.
15. The price and amount of this proposal must have been arrived at independently and without consultation, communication, agreement or disclosure with or to any other Contractor or prospective Contractor.
16. No attempt may be made at any time to induce any firm or person to refrain from submitting a proposal or to submit any intentionally high or noncompetitive proposal. All proposals must be made in good faith and without collusion.
17. Prices offered by Proposers in their proposals are an irrevocable offer for the term of the contract and any contract extensions. The awarded Contractor agrees to provide the purchased services at the costs, rates and fees as set forth in their proposal in response to this RFP. No other costs, rates or fees shall be payable to the awarded Contractor for implementation of their proposal.
18. The City is not liable for any costs incurred by Proposers prior to entering into a formal contract. Costs of developing the proposals or any other such expenses incurred by the Proposer in responding to the RFP, are entirely the responsibility of the Proposer, and shall not be reimbursed in any manner by the City.
19. Proposal will become public record after the award of a contract unless the proposal or specific parts of the proposal can be shown to be exempt by law. Each Proposer may clearly label all or part of a proposal as "CONFIDENTIAL" provided that the Proposer thereby agrees to indemnify and defend the City for honoring such a designation. The failure to so label any information that is released by the City shall constitute a complete waiver of any and all claims for damages caused by any release of the information.
20. A proposal submitted in response to this RFP must identify any subcontractors, and outline the contractual relationship between the Proposer and each subcontractor. An official of each proposed subcontractor must sign, and include as part of the proposal submitted in response to this RFP, a statement to the effect that the subcontractor has read and will agree to abide by the Proposer's obligations.
21. If the Contractor elects to use subcontractors, the City requires that the awarded Contractor provide proof of payment of any subcontractors used for this project. Proposals shall include a plan by which the City will be notified of such payments.
22. Each Proposer must disclose any existing or potential conflict of interest relative to the performance of the contractual services resulting from this RFP. Any such relationship that might be perceived or represented as a conflict should be

disclosed. The City reserves the right to disqualify any Proposer on the grounds of actual or apparent conflict of interest.

23. Each Proposer must include in its proposal a complete disclosure of any alleged significant prior or ongoing contract failures, any civil or criminal litigation or investigation pending which involves the Proposer or in which the Proposer has been judged guilty or liable. Failure to comply with the terms of this provision will disqualify any proposal. The City reserves the right to reject any proposal based upon the Proposer's prior history with the City or with any other party, which documents, without limitation, unsatisfactory performance, adversarial or contentious demeanor, significant failure(s) to meet contract milestones or other contractual failures.
24. The City reserves the right to negotiate final contract terms with any Proposers selected. The contract between the parties will consist of the RFP together with any modifications thereto, and the awarded Contractor's proposal, together with any modifications and clarifications thereto that are submitted at the request of the City during the evaluation and negotiation process. In the event of any conflict or contradiction between or among these documents, the documents shall control in the following order of precedence: the final executed contract, the RFP, any modifications and clarifications to the awarded Contractor's proposal, and the awarded Contractor's proposal. Specific exceptions to this general rule may be noted in the final executed contract.
25. The City will not be responsible for or bound by any oral communication or any other information or contact that occurs outside the official communication process specified herein, unless confirmed in writing by the City Contact.
26. Any contract resulting from this RFP shall not be effective unless and until approved by the City Council / City Manager, as applicable.
27. The City will not be liable for Federal, State, or Local excise taxes.
28. Execution of Attachment A of this RFP shall constitute an agreement to all terms and conditions specified in the RFP, including, without limitation, the Attachment B contract form and all terms and conditions therein, except such terms and conditions that the Proposer expressly excludes.
29. Proposer understands and acknowledges that the representations above are material and important, and will be relied on by the City in evaluation of the proposal. Any Proposer misrepresentation shall be treated as fraudulent concealment from the City of the true facts relating to the proposal.
30. Proposals shall be kept confidential until a contract is awarded.

31. No announcement concerning the award of a contract as a result of this RFP may be made without the prior written approval of the City.
32. Proposers are advised that any contract awarded pursuant to this procurement process that exceeds \$100,000 shall be subject to the applicable provisions of Long Beach Municipal Code Section 2.73 et seq, the Equal Benefits Ordinance. Proposers shall refer to Attachment G for further information regarding the requirements of the ordinance. If Attachment G is not present in the RFP, the Equal Benefits Ordinance does not apply to this procurement.
33. All Proposers shall complete and return, with their bid, the Equal Benefits Ordinance Compliance form contained in Attachment B, if applicable. Unless otherwise specified in the procurement package, Proposers do not need to submit with their bid supporting documentation proving compliance. However, supporting documentation verifying that the benefits are provided equally shall be required if the proposer is selected for award of a contract.

5.3 Contract Terms & Conditions

1. The awarded Contractor will be the sole point of contract responsibility. The City will look solely to the awarded Contractor for the performance of all contractual obligations which may result from an award based on this RFP, and the awarded Contractor shall not be relieved for the non-performance of any or all subcontractors.
2. The awarded Contractor must maintain, for the duration of its contract, insurance coverages as required by the City. Work on the contract shall not begin until after the awarded Contractor has submitted acceptable evidence of the required insurance coverages.
3. The Long Beach Municipal Code (LBMC) requires all businesses operating in the City of Long Beach to pay a business license tax. In some cases, the City may require a regulatory permit and/or evidence of a State or Federal license. Prior to issuing a business license, certain business types will require the business license application and/or business location to be reviewed by the Development Services, Fire, Health, and/or Police Departments. Additional information is available at www.longbeach.gov/finance/business_license.
4. All work performed in connection with construction shall be performed in compliance with all applicable laws, ordinances, rules and regulations of federal, state, county or municipal governments or agencies (including, without limitation, all applicable federal and state labor standards, including the prevailing wage provisions of sections 1770 et seq. of the California Labor Code), and (b) all directions, rules and regulations of any fire marshal, health officer, building

inspector, or other officer of every governmental agency now having or hereafter acquiring jurisdiction.

5. Contractor shall indemnify, protect and hold harmless City, its Boards, Commissions, and their officials, employees and agents ("Indemnified Parties"), from and against any and all liability, claims, demands, damage, loss, obligations, causes of action, proceedings, awards, fines, judgments, penalties, costs and expenses, including attorneys' fees, court costs, expert and witness fees, and other costs and fees of litigation, arising or alleged to have arisen, in whole or in part, out of or in connection with (1) Contractor's breach or failure to comply with any of its obligations contained in this Contract, including any obligations arising from the Project's Contractor's compliance with or failure to comply with applicable laws, including all applicable federal and state labor requirements including, without limitation, the requirements of California Labor Code section 1770 et seq. or (2) negligent or willful acts, errors, omissions or misrepresentations committed by Contractor, its officers, employees, agents, subcontractors, or anyone under Contractor's control, in the performance of work or services under this Contract (collectively "Claims" or individually "Claim").
6. In addition to Contractor's duty to indemnify, Contractor shall have a separate and wholly independent duty to defend Indemnified Parties at Contractor's expense by legal counsel approved by City, from and against all Claims, and shall continue this defense until the Claims are resolved, whether by settlement, judgment or otherwise. No finding or judgment of negligence, fault, breach, or the like on the part of Contractor shall be required for the duty to defend to arise. City shall notify Contractor of any Claim, shall tender the defense of the Claim to Contractor, and shall assist Contractor, as may be reasonably requested, in the defense.
7. If a court of competent jurisdiction determines that a Claim was caused by the sole negligence or willful misconduct of Indemnified Parties, Contractor's costs of defense and indemnity shall be (1) reimbursed in full if the court determines sole negligence by the Indemnified Parties, or (2) reduced by the percentage of willful misconduct attributed by the court to the Indemnified Parties.
8. If the Contractor elects to use subcontractors, Contractor agrees to require its subcontractors to indemnify Indemnified Parties and to provide insurance coverage to the same extent as Contractor.
9. If the Contractor elects to use subcontractors, the Contractor shall not allow any subcontractor to commence work until all insurance required of subcontractor is obtained.

10. The provisions of this Section shall survive the expiration or termination of this Contract.

5.4 Additional Requirements

The payments made to Pilot participants under the Pilot will be funded with federal funding from the Coronavirus State and Local Fiscal Recovery Funds (SLFRF), a part of the American Rescue Plan Act of 2021 (ARPA). When disbursing ARPA Funds to beneficiaries under the Program, the Contractor shall comply with all federal laws and requirements of the SLFRF Statute (Title VI of the Social Security Act Sections 602 and 603, as added by Section 9901 of ARPA); the US Treasury's Final Rule (31 CFR 35; 87 FR 4338); the terms and conditions of the US Treasury's award of ARPA Funds to City, and any and all compliance and reporting requirements for the expenditure of SLFRF funds as outlined in the Compliance and Reporting Guidance for State and Local Fiscal Recovery Funds (issued by the US Treasury on 11/5/21, Version 2.0) (collectively, "SLFRF Program requirements"). The Contractor shall adhere to such SLFRF Program requirements whether or not such requirements are specifically described in this RFP; and to the extent any provisions of this RFP conflict with such federal requirements, the SLFRF Program requirements shall control.

Furthermore, the contract arising from this procurement process may be funded in whole or in part by additional local, state or federal grants in which case the contract may be amended to incorporate additional grant requirements based on the new funding source.

Pursuant to the SLFRF Program requirements, the awarded Contractor will be required to comply with (and to incorporate into its agreements with any sub-consultants) the following provisions in the performance of the contract, as applicable.

1. SAM.gov Requirement: Contractors must register with SAM.gov and maintain eligibility to receive federal funds.
2. Allowable Costs: Contractors must have adequate financial management systems and internal controls in place to account for the expenditure of federal funds.
3. Period of Performance: Contractors must use SLFRF funds to cover eligible costs during the period outlined the Contractor's contract with the City, and in no event may Contractor expend SLFRF funds after December 31, 2026.
4. Civil Rights Compliance: Contractors distributing federal financial assistance from the Treasury are required to meet legal requirements relating to nondiscrimination and nondiscriminatory use of Federal funds. Those requirements include ensuring that the Contractor does not deny benefits or services, or otherwise discriminate on the basis of race, color, national origin (including limited English proficiency),

disability, age, or sex (including sexual orientation and gender identity), in accordance with the following authorities: Title VI of the Civil Rights Act of 1964 (Title VI) Public Law 88-352, 42 U.S.C. 2000d-1 et seq., and the Department's implementing regulations, 31 CFR part 22; Section 504 of the Rehabilitation Act of 1973 (Section 504), Public Law 93-112, as amended by Public Law 93-516, 29 U.S.C. 794; Title IX of the Education Amendments of 1972 (Title IX), 20 U.S.C. 1681 et seq., and the Department's implementing regulations, 31 CFR part 28; Age Discrimination Act of 1975, Public Law 94-135, 42 U.S.C. 6101 et seq., and the Department implementing regulations at 31 CFR part 23.

5. Reporting Requirements: Contractors are required to assist the City in the reporting required by the SLFRF Program. In order to facilitate the City's reporting, Contractors must have a robust system to track programmatic data. Contractors will provide reports to the City that detail expenditures and key performance indicators. In addition to more frequent progress reports as required under the Contractor's contract with the City, Contractors will be required at a minimum to submit quarterly and annual reports to the City within 10 days of the close of the City's SLFRF reporting period.

5.5 Protest Procedures

Who May Protest

Only a Proposer who has actually submitted a proposal is eligible to protest a contract awarded through a Request for Proposals (RFP). A Proposer may not rely on the protest submitted by another Proposer but must pursue its own protest.

Time for Protest

The City will post a notice of the intent to award a contract at least ten (10) business days before an award is made. The notice will be available to all Proposers who submitted a proposal via the City's electronic bid notification system at <http://www.longbeach.gov/purchasing>. A Proposer desiring to submit a protest for a proposal must do so within five (5) business days of the electronic notification of intent to award. The City Purchasing Agent must receive the protest by the close of business on the fifth (5th) business day following posting of notification of intent to award the contract. Proposers are responsible for registering with the City's electronic bid notification system and maintaining an updated Contractor profile. The City is not responsible for Proposers' failure to obtain notification for any reason, including but not limited to failure to maintain updated email addresses, failure to open/read electronic messages and failure of their own computer/technology equipment. The City's RFP

justification memo will be available for review by protestors once the notification of intent to award has been posted via the City's electronic bid notification system.

Form of Protest

The protest must be in writing and signed by the individual who signed the proposal or, if the Proposer is a corporation, by an officer of the corporation, and addressed to the City Purchasing Agent. Protests must be submitted via the email address above. They must include a valid email address and phone number. Protests must set forth a complete and detailed statement of the grounds for the protest and include all relevant information to support the grounds stated, and must refer to specific portions of the RFP and attachments upon which the protest is based. Once the protest is received by the City Purchasing Agent, the City will not accept additional information on the protest unless the City requests it.

City Response to Protest

The City Purchasing Agent or designee will respond with a decision regarding the protest within five (5) business days of receipt of protest to the email address provided in the protest. This decision shall be final.

Limitation of Remedy

The procedure and time limits set forth herein are mandatory and are the Proposer's sole and exclusive remedy in the event of a protest. The Proposer's failure to comply with these procedures shall constitute a waiver of any right to further pursue a protest, including filing a Government Code Claim or initiation of legal proceedings.

Guaranteed Income in the U.S.

A toolkit of best practices, resources, and existing models of planned and ongoing research in the U.S.

About the Jain Family Institute

The Jain Family Institute (JFI) is a nonpartisan applied research organization in the social sciences that works to bring research and policy from conception in theory to implementation in society. Within JFI's core policy area of guaranteed income, JFI is the design and implementation partner on The Compton Pledge and has consulted on the Stockton, CA SEED pilot, the Alaska Permanent Fund Dividend, and related policies in New York City and Chicago, as well as on forthcoming pilots in Newark and Atlanta. JFI is leading an evaluation of a 42,000-person guaranteed income program in Marica, Brazil, a keystone of the movement for a solidarity economy. JFI has also provided expert commentary on a range of cash transfer policies from relief checks to the EITC and CTC. Founded in 2014 by Robert Jain, JFI focuses on building evidence around the most pressing social problems. The Phenomenal World is JFI's independent publication of theory and commentary on the social sciences.

jfi@jfiresearch.org

Jain Family Institute

Copyright © 2021 Jain Family Institute. All rights reserved.
568 Broadway, Suite 601, New York, NY, 10012

www.JFIresearch.org

What is in this toolkit?

This toolkit is designed to provide a concrete starting point for anyone interested in supporting a guaranteed income for their community, particularly by launching a guaranteed income pilot. It begins by answering some of the key questions that arise in this undertaking, including what guaranteed income is, why it is gaining attention right now, what the open questions are that a pilot might answer, and what is involved in the creation of a local pilot.

For those who are interested in creating a pilot accompanied by a research program, it outlines the current state of guaranteed income research and describes how new research can be designed to make a valuable contribution and avoid repeating findings. It also provides advice on how to design an effective messaging strategy to maximize the impact of your pilot through storytelling, consistent framing, and thoughtful communication of research results.

Finally, it provides an overview of the current state of the guaranteed income movement including ongoing and planned municipal pilots, past examples of guaranteed income in practice, and a description of the network of lawmakers, advocates, and philanthropists pushing the movement forward today.

Who is this toolkit for?

This toolkit is built for a variety of audiences that are interested in the field of guaranteed income and seeking a starting point: policymakers working in local, state, or federal government in the U.S. or abroad; philanthropic leaders interested in effecting change through guaranteed income programs; and practitioners or non-profit leaders focused on economic inclusion, equity, and justice. For all of these audiences, this document provides tools to evaluate whether and how to pilot guaranteed income in a given community, and other ways to both learn from and contribute to the movement around direct cash policy.

Why did JFI create it?

JFI is a leading applied research organization in guaranteed income and cash policy. We have worked with public servants, local governments, foundations, international governments and media in their exploration of guaranteed income policy. This report provides answers to some of the questions we receive most frequently based on our research and insights from working in the field.

Acknowledgements

This toolkit was built in collaboration and consultation between JFI's guaranteed income team and partner organizations conducting pilots or researching this policy alongside us. Special thanks to JFI Fellow in PR and Policy Communications, Charles de la Cruz, for his work on this toolkit, as well as Halah Ahmad, Stephen Nuñez, Alexander Jacobs, Molly Dektar, and Sidhya Balakrishnan. Likewise, we would like to acknowledge the contributions of Leah Hamilton, JFI Senior Fellow in Guaranteed Income and board member at Basic Income Earth Network (BIEN); Malcolm Berry at Basic Income Earth Network; Sarah Berger-Gonzalez at Stanford Basic Income Lab; Rachel Black and Sheida Elmi at the Aspen Institute's Financial Security Program; Stacia Martin of the University of Pennsylvania Center for Guaranteed Income Research, the University of Tennessee Knoxville and co-Principal Investigator of Stockton SEED; Nika Soon-Shiong and the Compton Pledge team; and to our many partners among pilot administrators in the U.S., without whom none of this work would be possible. Likewise, we want to thank the wider community of academics, advocates, policymakers and early implementers of this policy for their immense efforts to further a policy rooted in agency, trust, stability, and relief.

Contents

The Basics

What is guaranteed income?

Why are many policymakers turning to guaranteed income policy?

Key components for effective guaranteed income

What is a guaranteed income pilot?

Anatomy of a guaranteed income pilot

What to know if you are considering a guaranteed income research project for your community

What evidence do we already have about guaranteed income's effects?

What are the open questions around guaranteed income?

How can guaranteed income pilots and programs be funded?

What kinds of research can accompany pilots?

Impact analysis

Implementation analysis

What are some best practices for pilot design?

Pilot Messaging

Storytelling

Framing

Communicating Research

The Guaranteed Income Movement

Planned and ongoing pilot research in the U.S.

Has guaranteed income ever been tried in the United States?

EITC, Child Tax Credit, and similar cash relief

Alaska Permanent Fund Dividend

Eastern Band of Cherokee Basic Income

Which individuals and organizations are working on guaranteed income policy?

Cash support advocates in Congress

Academic champions for guaranteed income

Advocates & civil society in support of guaranteed income

Philanthropy

Joining the Movement

Further Reading and Global Perspectives

The Basics

What is guaranteed income?

Guaranteed income (GI) is a type of cash transfer program that provides regular, unconditional, and unrestricted cash transfers to individuals or households. This differs from typical social safety net policies by providing a steady, predictable stream of cash to recipients to spend however they see fit without requiring that they perform specific activities—like working, going to school, or seeking employment—to remain eligible.

While guaranteed income is always unconditional, it may be *targeted* toward people below a certain income threshold. Targeting can take place at the *front end* through means-testing or at the *back end* through an income phase-out, meaning that everyone receives the benefit but people with higher incomes pay back some or all of this benefit through taxes. This targeting is distinct from conditionality, which refers to behavioral requirements for benefit recipients. Guaranteed income can be both unconditional and targeted. Universal basic income (UBI) refers to a guaranteed income that is both unconditional and untargeted. While the idea of a UBI has gained much attention in recent years, this toolkit is focused on the broader category of guaranteed income policy and advocacy, particularly through local pilots. In other words, we are focused on unconditional cash transfers generally, whether universal or income-targeted.

Among researchers, advocates, and pilot administrators, there are differences in opinion on the exact definitions of guaranteed income and UBI. For example, researchers at the [Stanford Basic Income Lab](#) consider GI to be income-targeted by definition and distinguish it from UBI based on this lack of universality. JFI defines guaranteed income more broadly as any regular, unconditional, and unrestricted cash transfers program whether universal (e.g. UBI) or targeted. This document uses the broader definition of GI.

Notably, most current pilots are front-end targeted for low-income recipients, while the wider vision for a guaranteed income policy is one that is universal, with any targeting occurring through post-hoc clawbacks in taxes or otherwise.

Why are many policymakers turning to guaranteed income policy?

Over the last several years, guaranteed income has exploded in popularity across the United States. A first round of pilots in 2017, led by Stockton's SEED program and The Magnolia Mother's Trust in Mississippi, brought increased attention to the need for guaranteed income as a policy tool to fight poverty, improve social mobility, and reduce economic inequality. These pilots, along

with the creation of [Mayors for a Guaranteed Income](#), have fueled the creation of numerous local guaranteed income pilots across the country, including large pilots in Compton, CA; Chelsea, MA, Oakland, CA; and Newark, NJ (see section: "[Planned and ongoing pilot research in the U.S.](#)," for a running list). This is a growing movement driven by the recognition that existing policies have failed to break cycles of poverty or promote widespread prosperity and that new approaches are needed.

In the wake of the COVID-19 pandemic, federal, state and local governments as well as non-profit organizations provided [effective](#) cash relief to millions of individuals who became unemployed, had to stay home from work due to public health risks, or lost necessary income when they were already living paycheck to paycheck. Yet, even before the COVID-19 pandemic, the deficiencies of the U.S. social safety net, with its patchwork of modest, targeted, means-tested, employment-conditioned programs, had become apparent. The limited assistance leaves the US with a financially fragile middle class, the highest post-tax poverty rate in the developed world, and dramatic racial and gender inequality. These issues became more dire during the pandemic and economic downturn of 2020. Safety net targeting means young adults, non-custodial parents, and others considered "undeserving" fall through the cracks; means testing imposes upfront burdens on the eligible and leads to delays and incorrect rejections; and employment conditioning punishes recipients for labor market conditions and can exacerbate economic downturns.

This system could be greatly improved. After all, Canada, the U.K., and other countries with similarly structured welfare regimes have managed to reduce poverty with more generous benefits, less onerous upfront paperwork, and gentler phase outs of means-tested benefits. But decades after the U.S. declared a War on Poverty, the ongoing stalemate has led to calls for a broader rethinking of how we structure our welfare state. And that is what U.S. guaranteed income advocates hope to accomplish.

Key components for effective guaranteed income

An effective guaranteed income is not a complete replacement for the existing network of safety net programs, but it can be designed to correct for many of its shortcomings. Above all, guaranteed income programs should be **universal** (available to all rather than subject to burdensome front-end means-testing, although they may be universal with targeting through post-hoc taxation), **unconditional** (not contingent on labor market participation, training, or other activities), and **unrestricted** (allowing recipients to decide how to spend funds). It is also important that they be designed while keeping in mind their interactions and potential conflicts with other safety net programs.

Universal

Front end targeting (means testing) requires households to prove that they meet eligibility requirements before they can receive aid. This has obstructed the efficient disbursement

of funds and other benefits through existing welfare programs. It overburdens the most vulnerable with circuitous qualification tests and bureaucratic forms that hinder their ability to receive urgently needed support for which they are technically eligible.

In addition to limiting access, means testing can also create a “benefits cliff” in which, for example, a family’s increased income means that they no longer qualify for benefits, but the value of the lost benefits is greater than the increase in income. The result is that an increase in household income can actually leave a family worse off financially.

The federal poverty line used to means-test benefits is a notoriously weak measure of household income precarity. Before the pandemic, 40% of Americans would have struggled to cover an unexpected \$400 expense even though only about 10% of families fell below the official poverty line. In some cases, means-tests on asset values contribute to this problem by penalizing benefit recipients for accumulating savings. A universal program would provide cash benefits to every household with few to no upfront hoops to jump through.

Some may object to a system that includes people who need the cash assistance less, or not at all. **But a universal guaranteed income can be targeted on the back end such that everyone receives the benefit while wealthier households pay back some or all of it through progressive taxation.** In other words, front end targeting that places the bureaucratic burden on needy households applying for aid can be replaced with universal distribution and back end targeting that adds an extra item to the tax forms of high-income households instead. A universal program is both simpler to administer and more likely to ensure that nobody who needs assistance falls through the cracks.

Unconditional

Safety net programs in the U.S. are often accompanied by a set of conditions that must be met to continue receiving support. In some cases, like drug testing requirements, these conditions communicate a lack of respect for or trust in recipients that are often rooted in long standing racial prejudice. More commonly, financial support is conditioned on work requirements: recipients must either be employed, actively seeking employment, or engaged in job training activities. In each case, the burden falls to the already-disadvantaged recipient to navigate regularly the paperwork required to prove their eligibility.

Conditioning aid on employment status often undermines its own purpose. Perversely, it is when the economy is in recession and the need for assistance greatest that a work-conditioned safety net is least effective. When work is scarce, so too is assistance. For example, the EITC provides benefits only to people who are employed. As a result,

recipients can be punished for forces outside of their control, including the hiring practices of employers.

Unconditional cash transfer programs avoid these issues. They remove the administrative burden of repeatedly demonstrating compliance. And by eliminating work requirements they ensure that people are able to receive support even during economic downturns and in the face of employment discrimination.

Unrestricted

Unlike benefits like food stamps or housing vouchers, a guaranteed income is intended to allow recipients to decide how to use the funds in the ways that best fit their needs. Unrestricted aid programs place value on recipients' autonomy and judgment while recognizing their expertise over their own financial lives. Spending restrictions in existing welfare programs are ultimately rooted in a lack of trust in recipients, but research consistently supports the fact that when provided with cash support people use the money responsibly. As a policy principle, unrestricted aid is about recognizing that poverty results from a lack of resources, not a lack of judgment.

Regular, predictable payments over time

Financial security is rooted in stable and predictable income. Though research is inconclusive on the optimal disbursement frequency (monthly versus yearly or otherwise), existing research suggests that a regular, and therefore predictable, pace of cash transfers affords families the financial stability for long-term financial planning.

In tandem with other safety net programs

Guaranteed income policy is not a panacea. While it *may* better serve the role of income support than TANF, SNAP, or EITC if it is implemented with less paternalism and administrative burden, it cannot replace important public insurance programs like Social Security, Unemployment Insurance, or Medicaid/Medicare. And it is no substitute for direct government intervention where markets simply don't work (well) such as in healthcare, child care, and education. Likewise, there can be proposals for guaranteed income to exist alongside other forms of income support; many emerging pilots will provide useful case studies for this, such that marginalized communities have robust economic security and the potential for economic mobility. For a deeper look at ways a guaranteed income could fit into the existing safety net, see JFI's recent white paper on this topic, "[Reweaving the Safety Net](#)." To explore some of the ways that guaranteed income would interact with benefits from other federal, state, and local programs for a range of household situations, check out this [net GI value calculator](#) created by the Atlanta Fed.

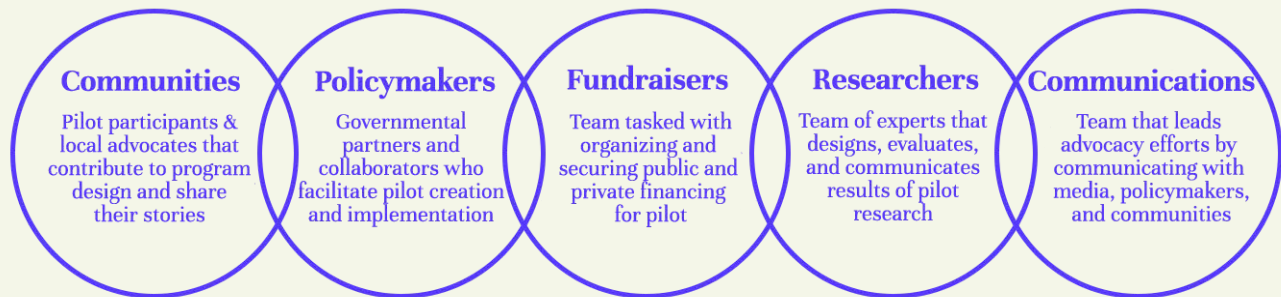
What is a guaranteed income pilot?

A guaranteed income pilot is a program that provides cash transfers to a limited group of participants for a specific period of time while collecting data that can inform policymakers and researchers as well as contribute to ongoing public discourse around guaranteed income policy.

While this can take the form of a rigorous quantitative study of participant outcomes, there are a range of means by which a pilot can make a valuable contribution. For example, there is much room for experimentation with different methods of administering guaranteed income through partnerships with financial institutions and local organizations, or through varying frequencies and amounts. And in addition to quantitative measures, there is much to be gained from both qualitative research and, separately, storytelling. Qualitative research can give necessary nuance and evidence to explain quantitative outcomes and inform better research foci. Storytelling can shed light on the lived experience of recipients within wider media and break down tropes in public perceptions of social benefits. Quantitative research can provide more generalizable evidence for causation within positive GI outcomes. Many researchers are focused on all three of those, including JFI, GiveDirectly, and the [Center for Guaranteed Income](#), which incorporates mixed methods RCTs with participatory action research (PAR).

Local pilots have typically been privately funded through philanthropic donations or institutional grants. That is, in part, because sustainable public financing of a guaranteed income policy is difficult to achieve at the local level. As a result, the long-term goal of the guaranteed income movement is the establishment of a guaranteed income policy at the state or federal level where this kind of large-scale public financing would be feasible. While there is much to be gained from local pilots in terms of research and influence on public opinion, it is important to remember that these pilots are advocacy opportunities that represent small steps toward this larger goal.

Anatomy of a guaranteed income pilot



This graphic outlines the key stakeholders that form the core of any guaranteed income pilot, drawing on the Stanford Basic Income in Cities [guide](#), and corroborated by JFI's work.

Communities are important participants at every stage of the process, from early consultation on pilot design to long-term advocacy and storytelling around the pilot's vision. **Policymakers** facilitate the pilot or policy implementation through coordination with existing social service programs and communications that channel public buy-in for sustained advocacy even after the pilot has ended. The **Funding Team** secures financing for the pilot, including funds for distribution to participants and the costs of administration and research evaluation. Recent municipal pilots have most often been funded through philanthropic donations and institutional grants, but in some cases local governments may be able to fund a pilot by drawing on discretionary funds, federal pass-through grants, or even emergency funds.

Researchers are in charge of designing the guaranteed income program in ways that will provide insights into open questions around the impact of GI on the community and the optimal methods of program implementation. The next section will cover these questions of research design in more depth. Finally, the **Communications Team** plays a key role in using the pilot as an opportunity to build widespread support for guaranteed income. This involves direct engagement to share community members' stories with the broader public, ensuring that the pilot gains the attention of media and legislators, while developing a consistent messaging strategy that clarifies the pilot's guiding vision throughout. The team also collaborates with researchers to ensure that research results are communicated effectively. The elements of an effective messaging strategy are discussed below in the "Pilot Messaging" section.

Although there will often be overlap between these different stakeholder groups, it is useful to distinguish them functionally from the very beginning in order to effectively coordinate the key elements of a successful guaranteed income pilot. Further practical notes on pilot planning are on [page 18](#).

What to know if you are considering a guaranteed income research project for your community

There are several ways to contribute to the movement around guaranteed income. One of those ways is to pilot a guaranteed income program in your community and research its effects. If you are considering doing so it is important to understand what research has already been done, what the open questions about guaranteed income are, and what it takes to collect evidence on GI. In this section we provide an overview of each of these topics to help you think through whether a pilot is right for your community.

What evidence do we already have about guaranteed income's effects?

Although there has been a surge of recent interest and research on GI, scholars have been studying cash transfer policy for decades. This includes research on guaranteed income-like pilots and policies like the North American Negative Income Tax experiments in the 1970s and the Alaska Permanent Fund Dividend, which has offered checks annually to residents since 1982. But it also includes research into inheritances, lottery winnings, conditional cash transfer programs, and pensions. Cash is cash, so much of what we know about the effects of additional income in general on household wellbeing and choices applies to guaranteed income.

Extensive social science research on cash transfer programs around the world shows that cash transfers increase expenditure on education and training, improve food security, increase durable good consumption (buying a car, a refrigerator, etc.), and improve measures of well-being. The positive impact of guaranteed income has been studied for decades, with [evidence](#) indicating that cash transfers are an effective anti-poverty measure with an array of welfare benefits. [Empirical evidence](#) also indicates that people keep their jobs and [spend](#) the extra money on groceries, utilities or other basic needs; those who work fewer hours largely invest that time in education, job training, or caring for children. Key findings include:

- There is [little evidence](#) that cash transfers decrease the motivation to work.
- Cash transfers [do not](#) lead to spending on “temptation goods.”
- Cash transfers [reduce](#) inequality, and have had multiple [positive impacts](#) on [recipients'](#) welfare, alongside positive [spillover effects](#) for [non-recipients](#).

In other words, there is already a robust literature on the employment, poverty/material hardship, and consumption effects of GI. We do not need to demonstrate that GI will not lead to a major

reduction in the labor supply nor increased drug/tobacco/alcohol consumption; researchers have already established this several times across several countries. To the extent that this message has not been absorbed by the public, that is best rectified through further communication efforts rather than additional research.

What are the open questions around guaranteed income?

In light of the above, why pilot guaranteed income at all? It is useful to break that question down into two separate ones:

- Do we need to pilot guaranteed income before moving forward with efforts to enact one on a state or federal level?
- Are there important unanswered questions that further research can address that would be of value to policy makers?

The answer to the first question is, as regards more evidence needed, no. We already know enough about how GI works for GI advocates to push for GI legislation. Still, local piloting efforts can have an impact for short-term poverty alleviation, and serve a key role in building public awareness and support for the policy, as addressed in later sections.

The answer to the second question, however, is definitely yes. There are several important outstanding questions around guaranteed income policy that researchers should address. It is also worth looking into what pilots are currently being developed or are underway to answer some of these open questions. See the section on "[planned and ongoing pilots](#)" to check if there are existing initiatives in your area or on the questions you might want to answer.

Some of the urgent questions for researchers include:

- What are the macroeconomic effects of GI (e.g. price, wages, or inflation effects) and how can it be responsibly financed?
- How much money should each individual receive considering the need to fund other important safety net policies?
- How often should the money be disbursed? Yearly? Quarterly? Biweekly?
- How do we build a cash disbursement infrastructure that quickly and efficiently gets money into recipients' hands?
- What are the long-term effects of GI on education, criminal justice involvement, civic and political engagement, and other lesser studied outcomes?
- What programs should GI be paired with to maximize its benefits?
- What are the broader political effects of GI on public perception of the safety net, the stigma attached to government assistance, etc.?

- What outcome measures are most salient to inform robust benefit-cost analyses for policymakers? How do the economic benefits to individuals and communities compare to the costs of the program?
- *How* does a GI generate the observed impacts? For example, what effects on recipient decision-making and future planning might explain better educational or other outcomes? Likewise, how do GI recipients compare their experiences with means-tested programs, particularly with regard to the unconditional and unrestricted nature of GI support? Qualitative research can particularly elucidate these questions.
- What effects do GI recipients' perceptions and meaning-making have on their outcomes? What meanings do recipients attach to the program design?

Where can pilot research usefully contribute/which of these questions can pilots help answer?

There is, as noted above, research still to be done on guaranteed income. Pilots can contribute answers to some but not all open questions—though it is worth emphasizing that the cost of high-quality research, persuasive to academics and policymakers, is substantial. That said, an RCT of significant scale could definitively solidify the shape of an ideal guaranteed income policy. Pilots can also provide important data on the effects of variation in disbursement amount and frequency or of pairing GI with other services. Still, they are ill-equipped to investigate things like different financing schemes or macroeconomic effects. This is because GI pilots are by necessity limited in size and duration and will not generate the sorts of economy-wide economic effects on prices, wages, and interest rates that scholars are interested in exploring. Such questions have been more usefully investigated through models and sophisticated [simulations](#) of local and national economics than real-world pilots.

Pilots can contribute to our understanding of guaranteed income in important ways by focusing on the open questions discussed above. Additionally, as discussed below in the messaging section, pilots can play a valuable role in bringing public attention to the need for and benefits of guaranteed income policy even without a significant research component. If a more ambitious impact analysis is not feasible, making an effort to publicize the stories of recipients and developing a consistent messaging strategy can allow a guaranteed income pilot to have real impact on public opinion. Even small pilots can contribute to research by helping us develop best practices for implementation.

How can guaranteed income pilots and programs be funded?

Almost all guaranteed income pilots currently underway in the U.S. have been privately funded with philanthropic dollars and/or institutional grants, with only recent examples of emergency or one-time funds used or proposed in the cases of St. Paul, Mountain View, Los Angeles, and a few others. Typically the majority of the program dollars have come from high-net-worth individuals

but recently, and in response to the pandemic, philanthropic foundations have begun to express interest in funding pilots and associated research.

Guaranteed income pilots with a significant research component generally require initial funding of at least \$5-10 million, with about 20% of funds going to research and administrative costs. Smaller pilots focused more on messaging and sharing recipient stories can be launched with a smaller budget and less overhead.

A universal guaranteed income policy at the state or federal level can potentially be funded through a wealth tax, an increase in progressive income tax, a VAT tax, a carbon tax, a budget reallocation, or dividend from sources including natural resource royalties, casino revenue, or other social wealth funds. This is an area of substantial interest to the research community though, as noted, this work is typically done through modeling and simulation. In 2021, JFI will release a deep-dive analysis of the implications of financing choice for guaranteed income as part of its whitepaper series, "[From Idea to Reality: Getting to Guaranteed Income.](#)"

What kinds of research can accompany pilots?

Pilot programs need not include a rigorous research study, but policymakers and researchers are often interested in studying the implementation and impact of the pilot program to draw lessons that can be applied in future policy design. Those interested in exploring a study should be mindful that research can be expensive, operationally complex, and potentially burdensome for participants.

There are two main types of research projects typically attached to a pilot (often together): Impact analysis and implementation analysis. Impact or outcome analysis is an exploration of the effect that the program had on participants, their households, and/or their communities; implementation analysis explores the development and roll-out of the pilot itself, including what went well and what did not.

Impact analysis

Impact or outcome analyses can be performed using a wide variety of methodologies. This includes qualitative analyses like interviews and focus groups as well as formal statistical analysis of outcomes using administrative and survey data. Formal impact analysis includes attempts to identify and establish a counterfactual: what would have happened in the absence of the program? For example, if a program participant started the program with a \$35,000/year salary and ended it with a \$45,000/year salary, how much of that change can be attributed to participation in the program? Might this change have occurred anyway?

The techniques researchers use to establish the counterfactual and thus estimate the “impact” of the program are complex and outside the scope of this document. However, generally speaking, researchers either devise an experiment or a “quasi experiment.” Experiments involve random assignment of participants to the program group(s) to create two or more groups that are broadly similar. This allows researchers to rule out differences in individual or household characteristics or circumstances as potential causes in any observed differences in outcome. Quasi-experiments typically use coincidences, arbitrary eligibility thresholds, and other statistical techniques to mimic experimental conditions.

All impact analyses, whether qualitative or quantitative, must be approved by an Institutional Review Board (IRB), an entity that reviews research proposals to ensure they are ethical and protect participants’ data and privacy. Universities and non-profit research organizations typically have their own IRBs or work with an external board.

While a qualitative research plan can be done relatively cheaply and effectively with 30-50 individuals (including some that are not receiving the program benefit), quantitative research requires much larger sample sizes and much more expensive data collection. This is because experiments and quasi-experiments need hundreds or thousands of participants to both to ensure that they have established the counterfactual and to ensure that they can detect the impact within the statistical “noise” and generate a precise estimate. RCTs (experiments) require at least 100 individuals/households (assigned 50/50 between program and control groups) to establish causality and typically 800 or more to generate confidence that program impacts will be reliably captured. Quasi-experimental analysis may instead require 2,000 to 4,000 study participants to do the same.

The size requirements to do formal impact analysis, of course, also generate sizable data collection costs—costs over and above those of the program itself. Some important participant outcomes can be measured using administrative data (though there is time and expenditure involved in gaining access to these records) but many require fielding surveys. This can be costly due to tracking and other logistical costs and the typical need to provide payments to survey respondents to reimburse them for their time. Pilots undergoing formal impact analysis, therefore, typically cost in excess of \$1 million.

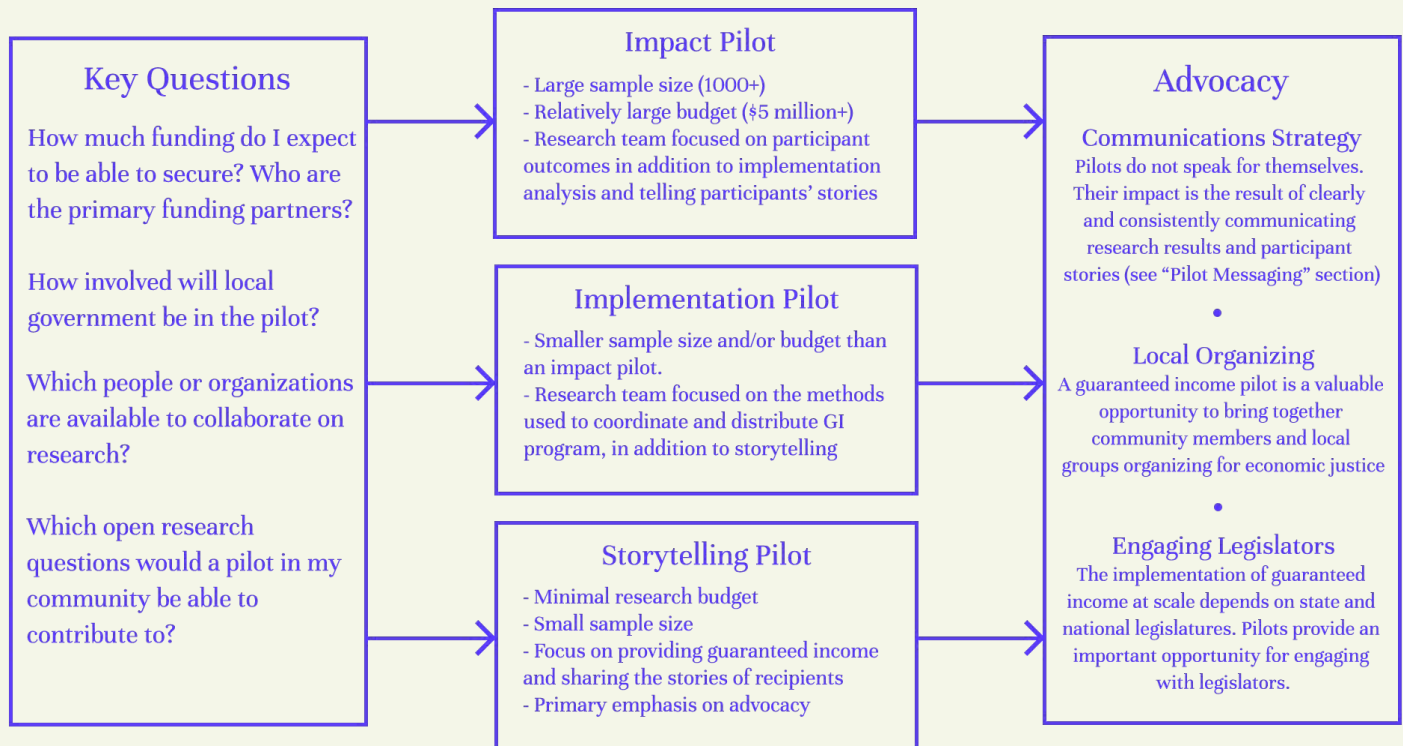
For those interested in impact analysis but unable to absorb such costs, there are generally two good contingencies. The first is to pool resources with other organizations and/or municipalities to build a sufficient sample. A “multi-site” study where each individual site is small can, through pooling, potentially generate precise impact estimates. The second is to focus on qualitative impact analysis rather than on statistical modeling. Qualitative research fleshes out impact analysis and helps scholars understand the “why” behind observed impacts (some examples include an ongoing study of [Baby’s First Years](#), an unconditional cash program for mothers after childbirth). It is valuable on its own or, when paired with statistical analysis, in a so-called mixed-methods design.

It is, by contrast, not advisable to attempt an experiment with a very small sample or to use a non-experimental method to generate impact estimates (e.g. a pre/post design). These approaches will not generate useful data for the field and will thus make demands on pilot participants' time for minimal gain.

Implementation analysis

Implementation analysis explores the development and roll-out of a program and can be immensely useful in helping policymakers better understand the logistical challenges in serving a population and how to effectively and quickly administer aid. While we understand a great deal about the impacts of cash assistance on individual and household wellbeing, we have considerably less knowledge of how best to get cash into people's hands. Whether it be government officials investigating the failures in federal aid disbursement during the COVID-19 crisis or nonprofits looking to better identify, reach, or reimburse clients, there is great need for analysis of what works and what doesn't in cash infrastructure design. Therefore government and nonprofit organizations running pilots can contribute meaningfully to the research around GI policy by focusing all or part of their research on these topics. This is typically done through qualitative analysis: interviews and focus groups with study participants and with employees and leaders of the organizations involved in the pilot efforts. It may also include an analysis of record keeping practices, computer systems, and any materials or methods used to interact with (potential) cash recipients.

With these different avenues of research in mind, you can think of your options in terms of three broad categories of pilot, depicted below along with some of the key questions that should inform your decisions about pilot design from the beginning. In general, impact analysis will require the largest budget and sample size, while a pilot that emphasizes storytelling rather than formal research can be executed with the fewest resources. But regardless of type, any pilot can make a valuable contribution to the guaranteed income movement through messaging and advocacy.



What are some best practices for pilot design?

Along with many others in guaranteed income research, we find that pilots are most successful when they are built in consultation with community members and their specific needs. Rachel Black and Aisha Nyandoro have also [advised](#) and [modeled](#) this approach. Moreover, a clear messaging strategy is a core component of a successful pilot, rather than relying on the program to “speak for itself.” Drawing on JFI’s experiences working with multiple municipalities in the U.S. and internationally, our research team can help you evaluate appropriate guaranteed income approaches for your locality alongside community-based organizations that should fundamentally inform the design.

Many cities have also found it valuable to create a dedicated **task force**, assembling multiple stakeholders to define the community needs motivating the pilot and to collaborate on its vision, design, and implementation. Such a coalition of local nonprofits, community leaders, academics, and residents also can help generate public attention and strengthen the pilot’s connection to local perspectives and expertise. A task force may also provide a forum to discuss research design and any supportive programs. Task forces typically produce reports (e.g. [Newark’s](#), or [Atlanta’s](#)) which may be of use in subsequent fundraising efforts.

Though each pilot should be designed for the specific needs of its community there are several best practices designers should consider:

Target low-income individuals

Although the ideal guaranteed income program would be universal, with the limited resources available for any pilot, targeting low-income households ensures the greatest benefit for those most in need. To target low-income populations is often to address issues of racial, gender-based and economic inequality, as communities of color are often most marginalized by the existing safety net and both historic and present economic policy. This targeting can be crucial for storytelling efforts because the stories of low-income communities, especially of color, can help amplify voices often ignored by the media and rebut harmful stereotypes about the value of cash as an anti-poverty tool.

Provide full-package services

Cash transfers can be more effective when they are accompanied by additional forms of support from local organizations such as financial coaching and job placement assistance. Participation in these services should always be completely voluntary for recipients, consistent with the unconditional nature of guaranteed income. Understanding how guaranteed income interacts best with other support programs is also one of the pressing questions for GI research, so pilots should seek these synergies both for their immediate benefits and because they provide opportunities for learning.

Enhance individual agency

In line with the principles of unrestricted and unconditional guaranteed income, pilots should enhance individual agency by providing cash transfers with no strings attached. This maximizes recipients' agency by leaving it to them to decide how best to use the funds in their unique circumstances.

Promote long-term economic inclusion

A pilot is an opportunity to improve the well-being of recipients by connecting them to the resources and infrastructure they need in the long-term, not just while they are receiving benefits. For example, connecting recipients to local credit unions or nonprofits that provide low or no-cost financial services can help support the unbanked. Pilots may also offer the opportunity to rethink or newly build payments infrastructure. These improvements can persist and continue to provide benefit to residents after the pilot period.

Provide regular, not one-time, support

A pilot should be designed to provide regular cash transfers over a period of time rather than all at once. While participants might benefit from a one-time transfer, it is the predictability and long-term security provided by recurring cash transfers that are of

greatest interest both to researchers and value to the public. Providing payments over time has the added benefit of expanding the presence of the pilot in public discourse.

Offer simple, efficient enrollment procedures

Enrollment should involve minimal paperwork and demonstration of need. Reducing barriers like these, which currently prevent millions from receiving means-tested social benefits to which they are entitled, is one of the virtues of guaranteed income policy; this should be reflected in the pilot's enrollment procedures.

Serve a long-term guaranteed income agenda

Guaranteed income pilots do not create impact in isolation, but rather through engagement with the broader movement for guaranteed income and economic justice. Pilots should be designed with this context in mind, working with advocacy organizations oriented towards future policy. In addition to focusing on research questions that are likely to drive the discourse forward rather than reiterating established claims, pilots should be designed with a deliberate messaging strategy that engages with and supports the broader movement.

Involving participants in the research design and centring their agency and needs is inherent to a successful implementation of the above principles (also see Rachel Black and Aisha Nyandoro's [work](#) on this). Likewise, participant confidentiality should be prioritized. In general, participants should understand that choosing not to participate in the research has no bearing on their pilot payments. Separating continued participation in research from continued receipt of payments is important to avoid creating a coercive situation. This should be addressed during the IRB review.

Planning a Pilot

A successful guaranteed income pilot is often a multi-year project that requires careful planning and coordination. This section will cover some of the practical questions that emerge in designing and executing a pilot, including timelines, costs, and potential obstacles. The [Guaranteed Income Community of Practice \(GICP\)](#), formed in 2021, of which JFI is a member, can also be a resource for emerging questions. While the details below provide a starting point for scoping out the planning needs and timeline of a pilot, a closer look at your own needs may be best served by further conversations with us or our partners. Reach out to jfi@jainfamilyinstitute.org to chat or to be connected with another pilot.



















Pilot costs

The total cost of a pilot will include both the money distributed to recipients and the costs of evaluation and administration, which can be expected to take up roughly 20% of the budget with a robust research program. For a given level of funding, program administrators and researchers must find a balance between **benefit size**, **benefit duration**, and **number of recipients**. For example, one million dollars could provide (a) 100 people \$833/mo for a year, (b) 50 people

\$1666/mo for a year, or (c) 200 people \$833/mo for 6 months. These three parameters will be balanced based on the pilot’s objectives.

In 2020 the city of Newark, NJ collaborated with JFI to release a [task force report](#) which includes a helpful breakdown of the relative costs of a few different pilot designs (see right). These designs are inspired by earlier research on [unconditional cash transfers in Kenya](#) by JFI senior fellow Johannes Haushofer & Jeremy Shapiro.

The [task force report](#) for Atlanta’s guaranteed income pilot provides some helpful cost estimates for different program sizes. JFI provided estimates that a program with 600 recipients in which half receive \$800/mo for 36 months and half receive \$200/mo for 36 months will total about \$13 million, including administration and evaluation. Generally, an RCT research program focused on quantitative impact analysis will require a cohort of at least this size to ensure that its findings are robust. On the other hand, the report also describes a potential qualitative research program with a cohort of just 200 participants in which 130 receive \$800/mo for 36 months and 7 receive \$200/mo for 36 months. The total for this smaller program would be about \$5 million.

| PILOT STUDY 1 | PILOT STUDY 2 | PILOT STUDY 3 |
|---|---|---|
|  500 participants randomly assigned to receive either \$250/month or \$500/month for 18-months (50/50) ⁶⁴ |  1000 participants randomly assigned to receive either \$500/month or no cash benefit for 18 months (50/50). |  1000 participants randomly assigned to receive 9,000 dollars lump sum or \$500/month for 18 months ⁶⁴ |
|  Disbursement: 250 program A group members x 250 dollars x 18 months: \$1,125,000 Disbursement: 250 program B group members x 500 dollars x 18 months: \$2,250,000 |  Disbursement: 500 program group members x 500 dollars x 18 months: \$4,500,000 |  Disbursement: 1000 participants receiving 9,000 dollars over 18 months: \$9,000,000 |
|  1 endline survey at 80 percent response rate: \$400,000 |  1 endline survey at 80 percent response rate: \$800,000 |  1 endline survey at 80 percent response rate: \$800,000 |
|  Qualitative research including interviews with staff and participants: \$50,000 |  Qualitative research including interviews with staff and participants: \$100,000 |  Qualitative research including interviews with staff and participants: \$100,000 |
|  Overhead: 20% |  Overhead: 20% |  Overhead: 20% |
|  Total: \$4,590,000 |  Total: \$6,480,000 |  Total: 11,880,000 |

Developing a Timeline

A guaranteed income pilot will generally be designed to distribute benefits for at least one year in order to provide researchers with enough information to make meaningful evaluations. Many pilots are designed to run for two or more years to better understand the long-term impacts of guaranteed income. However, creating a successful GI pilot is a process that begins well before payments start going out and continues after they have stopped. It is important to start

developing an expected timeline early to ensure that there is enough time allotted for key prerequisites for a successful pilot launch.

Fundraising can be time consuming. A pilot may require multiple funders including foundations and high-net-worth individuals and each may be hesitant to be the first mover on the project. Money may also come with strings attached or earmarking (reserved for program or research costs alone). While pilots with early support from funders have been able to begin administering cash on an accelerated pilot design schedule, such as within 3-4 months, these scenarios often rely on significant staffing capacity, existing pilot or research designs, and the structures of existing service providers and platforms to reach intended recipients or administer cash. Such programs can also be hampered by the existing limitations of the structures they employ. More likely fundraising timelines would be a year and two years to encompass both direct cash and research or administrative costs.

A successful pilot requires extensive coordinated efforts to implement. You will need to find implementation partners: organizations who can help you identify participants from the clientele roster or from other data sources (e.g. in Compton, a handful of community-based organizations alongside the City); organizations that can distribute money or that can develop a cash disbursement platform should such a system be needed (e.g. MoCaFi, or the Compton Pledge Portal with Venmo, Paypal and other financial partners); and organizations or individuals who can play the role of communications lead and interface with the media and your local community. If you are planning on exploring cash assistance as an overlay on existing benefits rather than a benefit that may substitute others or conflict with eligibility, you may wish to request waivers from the department that oversees state-administered benefits. This can involve lawyers where statutes are unclear. But even straightforward waiver applications, such as for SNAP, can take 6 to 12 months to resolve.

Research can take time to design. Once you bring a team on board, they may wish to build an advisory council; researchers will likely want to come up with several options that depend on fundraising success to ensure a statistically valid design even if the project falls short of fundraising goals; research must be conducted under the supervision of an Institutional Review Board and an application process that can take 3-6 months to conclude; the research team may need to find and hire a subcontracting organization to carry out survey field work (this is common practice in evaluation); and, of course, researchers will have to develop data collection instruments, data sharing agreements/NDAs, and a formal analysis plan for the pilot. While much of this work can be done in parallel it is important to allocate sufficient time for it, especially given the possibility of “snags” in the process.

Common administrative challenges include public benefits eligibility and participant selection.

Providing low-income pilot participants with additional income creates risks that this additional income will disqualify them for public benefits programs they are enrolled in. These risks should be anticipated and addressed ahead of time to ensure that participation in the pilot does not

leave anyone worse off. Public benefits programs exist at the federal, state, and local level with eligibility requirements that vary with geography. Navigating the set of public programs that pilot participants may be enrolled in will require consultation with legal counsel and benefits specialists.

Mayors for a Guaranteed Income has produced a useful [overview of program design considerations](#) in relation to public benefits. They suggest structuring pilot benefits as gifts when possible, which can prevent them from being counted toward safety net eligibility requirements and, when less than the annual gift exclusion amount, do not need to be reported in tax filings. In other cases it may be necessary to seek waivers from government agencies to ensure that pilot participants do not lose public benefits.

Regarding participant selection and recruitment, there are a number of methods of recruiting and selecting participants in a given guaranteed income pilot or program. Depending on the research objectives and target populations, it can be very difficult to both select within and to reach vulnerable populations. Random selection among those in need helps make this process more fair. Likewise, a pilot may choose to provide cash to individuals or households (and within households sometimes designating who receives funds to ensure the income supports the full family). Moreover, **maintaining the principles of a guaranteed income, and ensuring an effective intervention, relies on minimizing the burden on recipients to receive cash, and expanding eligibility as widely as possible within the scope of the pilot's research.** Some examples from existing programs include:

In Hudson, New York, the pilot created a simple application that was circulated through community-based organizations and publicized by the city. A communications campaign through local partners helped allay any fears that the application was a fraud. Then, a weighted lottery system was used to favor applicants in greatest need across a variety of factors.

In Compton, the pilot worked with community based organizations to complement lists of city residents with individuals who often fall outside of governmental resources. Then, Compton selected randomly from those lists of low-income qualifying households. Despite widespread media coverage in local and national news outlets, Compton's enrollment, like all pilots, required a careful process of continuing to build trust through local partners, and multiple conversations with residents. It was also crucial to make clear to the public how recipients would be selected. Stockton SEED created a simple explanatory video on social media, as did Compton, as a tool to address significant inbound to the mayor's office regarding how to join the program.

In Maricá, Brazil, three years of prior residency is required to apply for a Mumbuca card through the city government's basic income policy. In that case, anyone with three years'

residence and at the designated income level can receive the guaranteed income. There are now many models.

To discuss selection approaches unique to your pilot and context, reach out to us at jfi@jainfamilyinstitute.org.

Pilot Messaging

The greatest obstacle to the implementation of guaranteed income policy is not a lack of research, but a lack of political will. At this point, much of the impact of local guaranteed income pilots will come from their ability to influence established attitudes and narratives rather than to provide more empirical evidence reaffirming the benefits of guaranteed income. **The purpose of a guaranteed income pilot should be understood to include its effects on public opinion through messaging, not just its research findings.**

This broader shift in public opinion is essential for building popular support for implementing guaranteed income as a permanent program at the state or federal level. Every pilot, large or small, can contribute to this effort—and make a positive impact in the lives of local residents.

This section will focus on three aspects of effective communication around guaranteed income pilots: storytelling (highlighting the lives and experience of recipients), framing (communicating the benefits of GI by strategically focusing on key elements), and communicating research.

Storytelling

In order to effectively shift public attitudes towards a guaranteed income, it is important to first understand the established narratives and arguments supporting it. A few of the most common such arguments are:

1. That it can **eliminate poverty** and **increase well-being** by providing an income floor for everyone
2. That it increases **economic and social mobility** by providing people with the economic security they need to pursue new opportunities and weather economic shocks
3. That it ensures that **everyone in need of support receives it** rather than erecting barriers through means-testing and administrative requirements
4. That it **reduces economic inequality** and helps **close racial wealth gaps** by redistributing income

In addition, it is important to understand that changing negative or false narratives about guaranteed income and the safety net often requires changing the narrator. Cynicism about how poor people spend money has often been perpetuated by leaders or analysts who have no experience with financial precarity. Pilots can partake in narrative change by uplifting those with lived experiences of poverty and experiences accessing highly-conditional benefits programs. Transforming the policy debate can involve changing the narrator of policy or research evidence, and supporting the storytelling capacities of those “target populations” for guaranteed income, individuals most marginalized by existing economic and welfare systems, especially across race and gender.

In our experience, the strongest opposition to these claims comes less from doubts about their accuracy than from doubts about whether they are goals that we should collectively pursue—or whether the government should allocate additional resources towards these goals. Many might grant that a guaranteed income would reduce poverty while also denying that poverty-reduction through redistribution should be a policy goal. This belief is a matter of values rather than evidence.

The two most prevalent rebuttals, firmly refuted by empirical research, are that a guaranteed income would:

1. Induce people to become “freeloaders” who receive income without working
2. Be spent irresponsibly on “temptation goods” by low-income recipients

That empirical evidence from decades of cash transfer study runs counter to these claims is insufficient to dislodge them, for they are rooted not in evidence but in long-established race and gender-based narratives about poverty. We believe these attitudes can be transformed not by more evidence, but rather through changes in rhetoric and attitudes.

Many of these established narratives are closely associated with the concept of “welfare” understood by many not just as anti-poverty policy, but as a system in which the government provides resources to the “undeserving” poor who choose to rely on this support rather than working harder to support themselves. These attitudes found most pernicious expression in the figure of the “welfare queen” in the 1980s and 90s, a political symbol used to reinforce the harmful perception of welfare programs as a hand-out to black people taking advantage of the system rather than as essential economic support for low-income families of all races. In the United States, distinctions between the deserving and undeserving poor are often rooted in race and class prejudice; many other nations labor under similar illusions about poverty, in which the poor remain so only by lack of effort or self-discipline.

Every life touched by a guaranteed income program, whatever its size, is an opportunity to rebut such harmful stereotypes in the public imagination. In lieu of abstract stereotypes about poverty,

pilot storytelling can offer humanized and relatable examples of people fighting to get ahead in a system that too often works against them.

The key storytelling message is that poverty is the result of a lack of resources, not a lack of character, and that a guaranteed income makes a significant and positive impact on peoples' lives. Stories transform attitudes and narratives at an emotional level through rich, embodied stories. This is especially important because the voices of low-income populations are so often absent in mainstream discourse.

Framing

As a fast-growing policy area with a wide range of social and economic effects, guaranteed income resonates for different reasons with particular audiences. Accordingly, an effective messaging strategy should make use of one or more frames most effective for its intended audience(s).

Through our work on guaranteed income and across a number of key messaging studies conducted by other scholars, JFI has found certain frames particularly effective in mobilizing support for guaranteed income. Of the list below, pilots would do well to choose some, but not all, to place at the heart of their messaging strategy. That choice, in turn, will depend on your local social and political context. For example, forthcoming research from Catherine Thomas (alongside Markus, H. and Walton, G.) suggests that conservative audiences respond more positively to frames that center the effects of GI on individual freedom and autonomy rather than economic security or financial stability, a conclusion consistent with the recommendations of progressive messaging experts for communications around welfare policy more generally. Stanford Basic Income Lab has also [examined](#) the impacts of different names used to describe cash policy and pilots. In general, **your framing strategy should be based on careful consideration of your audience's values, political orientations, and the local and national issues that are most salient to them**. Whatever you choose to focus on, it is important to be consistent in your framing approach over time.

Guaranteed Income Frames

Poverty Alleviation

A guaranteed income can eliminate or significantly reduce poverty by providing an income floor that ensures that everyone has enough to survive. As a society, we have the resources to ensure that nobody falls into destitution and should recognize a right to basic subsistence.

This frame can also be used to emphasize that a guaranteed income provides a buffer against economic shocks -- unexpected bills, repairs, injuries, irregular employment, or sudden job loss—that keep people trapped in poverty. That is, a guaranteed income not

only lifts people out of poverty in the short term through cash transfers, but also in the longer term by ensuring that they have the positive cash-flow necessary to save in the face of volatility.

Economic Stimulus and Community Development

A guaranteed income is a powerful economic stimulus that puts money directly into the pockets of people who will spend it locally, [supporting the growth of small businesses and local economies even in low-income areas](#). There is also evidence that providing community members with a guaranteed income [reduces both property crime and violent crime](#).

Agency and Social Mobility

A guaranteed income gives people more agency over their lives by providing them with the financial stability they need to pursue their goals without depending entirely on their employer. It facilitates social mobility by encouraging people to pursue potentially risky new opportunities—including education, entrepreneurship, or relocation—with the knowledge that they have a financial buffer. It also supports social mobility by providing protection against the economic shocks that often keep families trapped in cycles of poverty.

Breaking Intergenerational Cycles of Poverty

Guaranteed income programs represent a commitment not just to a minimum standard of living for all, but to the idea that every child deserves to grow up with the resources they need to thrive. Children who grow up in financially secure households are more likely to succeed in school and have more positive outcomes throughout life.

Reducing poverty through cash transfers is not just about helping individuals achieve financial stability; it's also about ensuring that children are not unfairly disadvantaged simply because they were born into one household rather than another. A guaranteed income for parents impacts the whole family, disrupting intergenerational poverty cycles by simultaneously helping parents build financial security and providing children the resources and stable environment they need to flourish.

Racial and Economic Equality

While there are a range of methods that might be used to finance a guaranteed income, it is a fundamentally redistributive policy representing a net transfer of resources from higher to lower income populations relative to the status quo. A guaranteed income is therefore a direct way to reduce economic inequality. Because people of color are disproportionately affected by low wages, income volatility, and poverty, this reduction in economic inequality also reduces racial income and wealth gaps.

Communicating Research

The above discussions of storytelling and framing are important for any guaranteed income pilot whether or not it has a research component. But for pilots that *are* designed as research programs it is also important to think about how research findings are communicated. Communicating research to the public involves several different actors, including researchers, politicians, activists, and journalists, which creates many opportunities for miscommunication.

[Karl Widerquist](#) has argued that the different preconceptions of each of these audiences can create a game of “telephone” as findings grow distorted while communicated across audiences with different expectations. For example, researchers are trained to answer specific empirical questions in a balanced way, often hedging their findings with potential challenges, doubts, and further questions. The public, on the other hand, often expects more clear-cut answers not just to empirical questions but also to ethical questions about what policies ought to be implemented. Ethical social science research can tell us what is the case, not what we ought to do with that information. The resulting absence of clear ethical conclusions invites various actors to spin the research in ways that support their views and sow confusion about the meaning of the results.

Widerquist suggests four strategies for ensuring that such research-oriented guaranteed income pilots contribute effectively to public understanding:

1. **Work back and forth from public discussion to the experiment** - The design of a research pilot should start from an engagement with ongoing public discussions and be oriented toward answering questions relevant to them. Reports about experimental findings should relate them to these salient questions.
2. **Focus on the effects rather than the side effects** - Researchers often focus on answering questions that are more quantifiable at the expense of answering questions that are less precisely measurable but more relevant to public discussions. In many cases, it is more valuable to provide an imprecise answer to salient questions than a precise answer to questions that are difficult for the public to appreciate or engage with.
3. **Focus on the bottom line** - Although there are many facets of public discussion about guaranteed income, observers, and especially the media, are ultimately looking for conclusions that relate to the bottom line: an overall evaluation of guaranteed income as a long-term national policy. No single pilot will be able to provide a definite conclusion to questions about the bottom line, but it is important to communicate clearly how specific findings relate to the viability, costs, and benefits of a state or national guaranteed income policy.
4. **Address the ethical controversy** - Although empirical research cannot resolve ethical questions about what ought to be done, it is important for researchers to engage with

public concerns and reduce the potential for spin by clearly explaining what their findings mean for people holding different ethical positions.

Finally, it is important to consider the public perception of the need for additional pilots. [Almaz Zelleke](#) has argued that new pilots can actually hinder progress toward the implementation of a permanent guaranteed income by falsely signalling to the public that it is still an untested policy whose significant unknowns must be tested before any large-scale implementation.

When creating a research pilot, you should be sure to communicate that new research on guaranteed income is valuable not because it will tell us whether guaranteed income “works,” but because it can help refine our understanding of how to a) optimize the design of GI policy and b) contribute to a shift in the narrative around guaranteed income. In other words: emphasize both the questions your pilot seeks to answer and the ones—like impact on overall well-being—that are already well-established.

The Guaranteed Income Movement

Although the concept of a guaranteed income is not new, the movement that has developed in support of it in recent years represents an exciting boost in public awareness and support for guaranteed income policy. Much of this momentum has been driven by the explosion of local pilots created in the wake of the Stockton SEED demonstration and as part of the creation of [Mayors for a Guaranteed Income](#). Andrew Yang’s 2020 presidential campaign, which promoted a \$1,000 per month universal basic income, also had a significant impact on public awareness of guaranteed income as a policy option.

Most recently, the economic crisis created by the COVID-19 pandemic has created an immediate need for expanded cash transfers through universal cash assistance and large increases in unemployment benefits. These policies have the benefits of direct cash transfers and add to the public momentum in support of guaranteed income not just as a response to crises, but as a permanent part of the social benefits system. This section provides further context for guaranteed income advocacy today by compiling lists of recent local pilots, past examples of guaranteed income in practice, and some of the key individuals and organizations advocating for guaranteed income today. For an updated list of past, ongoing, and planned guaranteed income pilots please also consult the [Stanford Basic Income Lab’s global map](#).

Planned and ongoing pilot research in the U.S.

Below is a look at the cities implementing guaranteed income pilots and their relative differences in design and targeting. For a larger list of cities interested in guaranteed income pilots, see the [Mayors for Guaranteed Income website](#). Programs indicated with a star (*) have begun providing cash. Please reach out if you are working on a pilot and would like for it to be included in this list.

Jain Family Institute - JFI

May 2021

| City / Area | Recipients | Amount | Frequency | Length | Targeting | Notes |
|--------------------------------|------------|-----------|-----------|------------|---|--|
| Jackson, MS* (2018, 2020) | 20, 110 | \$1,000 | monthly | 12 months | African-American mothers | After the initial pilot of 20 people from 2018-2019, a second pilot with more than 110 participants began in March 2020. website |
| Stockton, CA* (2018) | 150 | \$500 | monthly | 24 months | Residents of neighborhoods with <\$46k median income | Initiated by Mayor Michael Tubbs, founder of Mayors for a Guaranteed Income . View the Stockton SEED website here . |
| Compton, CA* (2020) | 800 | \$300-600 | varies | 24 months | Low-income, formerly incarcerated, and undocumented residents | Known as the Compton Pledge, this privately funded program is spearheaded by Mayor Aja Brown in collaboration with the Fund for Guaranteed Income. website |
| Santa Clara County, CA* (2020) | 72 | \$1000 | monthly | 1 year | 24-year-olds transitioning out of foster care support | In July 2020, Santa Clara County began administering the pilot with support from MyPath and Excite Credit Union, with \$900,000 in public funds and financial advising. The pilot was approved by the county's board of supervisors. Press announcement here . |
| Chelsea, MA* (2020) | 2,000 | \$200-400 | monthly | ~10 months | Low-income families | Funded by the City of Chelsea along with private funders like the Shah Family Foundation. Fundraising continues in an effort to extend the pilot's duration. |
| Hudson, NY* (2020) | 25 | \$500 | monthly | 5 years | Income <\$35k | Funded by two non-profits: The Spark of Hudson and the Humanity Forward Foundation. website |
| St. Paul, MN* (2021) | 150 | \$500 | monthly | 18 months | Families participating in the "CollegeBound Saint Paul" program | Proposed by Mayor Melvin Carter and unanimously approved by the city council in September 2020. website |
| Lynn, MA* (2021) | 15 | \$400 | monthly | 36 months | New mothers | The Family Health Project participants refer into the program through federally qualified community health centers, a corporate partner provides debit cards, and a social services firm provides onboarding and administrative support. Privately funded. |
| Richmond, VA* (2020) | 55 | \$500 | monthly | 2 years | Low-income families in existing anti-poverty programs; employed but excluded from traditional benefits programs | The Richmond Resilience Initiative started in 2020 with 18 families and was funded through CARES Act funds, but it has since been expanded to add 37 families as part of Mayors for Guaranteed Income. |
| Columbia, SC | 100 | \$500 | monthly | 1 year | Black fathers in Columbia within an | The Columbia Life Improvement Monetary Boost (CLIMB) program was |

Jain Family Institute - JFI

May 2021

| | | | | | | |
|--------------------------|-----|---------|---------|-----------|--|---|
| (2020) | | | | | existing program | founded in Dec. 2020 by Mayor Stephen Benjamin alongside Midlands Fatherhood Coalition, and supported by private funds. To begin spring 2021. |
| Long Beach, CA (2021) | 150 | \$500 | monthly | 6 months | Artists | Mayor Robert Garcia's proposal was accepted by the city council in Nov 2020 and is in the planning stages. |
| Pittsburg, PA (2021) | 200 | \$500 | monthly | 2 years | Families earning <50% of area median income | Mayor Bill Peduto is calling this pilot the "Assured Cash Experiment of Pittsburgh." Half of the funds are to be sent to households run by black women with the hope of reducing racial and gender inequalities. |
| San Francisco, CA (2021) | 150 | \$1,000 | monthly | 2 years | Black and Pacific Islander women during pregnancy & postpartum | A partnership between the San Francisco Department of Public Health, Hellman Foundation, and University of California - San Francisco to decrease infant mortality. |
| Oakland, CA (2021) | 600 | \$500 | monthly | 18 months | BIPOC families earning <50% of area median income, with half earning below 138% of the federal poverty line | Led by Mayor Libby Schaaf, one of the Mayors for a Guaranteed income, the "Oakland Resilient Families" program is supported by the Family Independence Initiative. Payments starting as soon as spring 2021. |
| San Diego, CA (2021) | 150 | \$500 | monthly | 2 years | Random selection of low-income families with children under 12 within hardest-hit zip codes for COVID-19 and child poverty | A pilot serving both San Diego and National City families, Resilient Communities for Every Child is supported and housed by Jewish Family Service of San Diego, with a \$2 million fundraising goal. |
| Marin County, CA (2021) | 125 | \$1000 | monthly | 2 years | Low-income mothers of color with children under 18 years of age, with priority for those ineligible for federal benefits | Introduced with unanimous support of Marin county supervisors, MOMentum has the financial support of the Marin Community Foundation and Family Independence Initiative as an administrative partner for payments. |
| Cambridge, MA (2021) | 120 | \$500 | monthly | 18 months | Single-parent households earning 80% of area median income (AMI) who have children under age 18 | The City of Cambridge announced Cambridge RISE (Recurring Income for Success and Empowerment) in April 2021, a project spearheaded by Mayor Sumbul Siddiqui with support from Cambridge Community Foundation, Harvard University, MIT, and Boston Foundation. |
| Tacoma, WA (2021) | 100 | \$500 | monthly | 1 year | Tacoma residents, single head of household, and Asset-Limited-Income-Constrained while Employed (ALICE) | The GRIT Demonstration , Growing Resilience in Tacoma, is a partnership between Mayor Victoria Woodards and United Way of Pierce County, and part of Mayors for a Guaranteed Income (MGI). It will rely on private funds. |

| | | | | | | |
|--------------------------------|---|------------|----------|-----------|---|---|
| New York, NY (2021) | 100 | \$500-1000 | biweekly | ~3 years | Low-income Black and immigrant mothers during first 1000 days of life | Funded and implemented by the Monarch Foundation, the program aims to reach those in Washington Heights & Harlem, with hopes of expanding to other areas. |
| San Francisco, CA (2021) | 50 | \$330 | monthly | 6 months | Young parenting mothers of Hilltop School | MyPath and Hilltop School aim to provide financial mentoring and cohort-based learning circles to those receiving the basic income. More here . |
| West Garfield Park, IL (2020) | 30 | \$500 | monthly | 18 months | Formerly incarcerated individuals in the neighborhood | Fundraising for EAT (Equity and Transformation) Chicago's pilot began in Nov. 2020 and the program aims to begin disbursement in August 2021. |
| Other nascent proposals (2021) | | | | | | |
| Los Angeles, CA | Los Angeles Mayor Eric Garcetti was among the founding mayors of the Mayors for Guaranteed Income and has proposed expanding his previous Angeleno Campaign, which provided one-time prepaid debit cards of \$700-1500 to eligible families as part of a \$10 million emergency assistance campaign of Accelerator for America alongside Mastercards' City Possible initiative. The program aimed to reach low-wage or hourly workers whose jobs were affected by the COVID-19 pandemic, and received over 400,000 applicants. The expanded guaranteed income program aims to give \$1000 per month to 2000 families in Los Angeles, with a proposed budget of \$24 million. | | | | | |
| Atlanta, GA | Beginning the week of Juneteenth 2020, Atlanta City Council member Amir Farokhi launched a task force to explore the potential for a guaranteed income program to reduce economic inequality in Atlanta, and particularly Atlanta's historic fourth ward. The Old Fourth Ward Economic Security Task Force brought together 28 local and national stakeholders, with the Georgia Budget & Policy Institute, Economic Security Project and JFI among those weighing in. A key objective was to tackle wealth stratification and particular insecurity among Black and Latinx Atlantans. Their report was published in January 2020. Atlanta Mayor Keisha Lance Bottoms is also a member of Mayors for a Guaranteed Income, launched in 2020 with 34 mayors joining their advocacy to date. | | | | | |
| Newark, NJ | Mayor Ras Baraka of Newark began exploring a guaranteed income program in 2019, forming a Task Force of community-based organizations and national research groups, like JFI, to investigate the role a guaranteed income program could play to address failures of the existing safety net, a lack of economic mobility in Newark, and especially housing precarity. The Newark Guaranteed Income Task Force report , published in early 2020, provides three potential pilot frameworks and recommended policy changes at the state and federal level, while underscoring the specific needs of Newark residents. Since then, Newark launched the Newark Movement for Economic Equity , with plans to begin a first cohort of 30 recipients in spring of 2021. | | | | | |
| Chicago, IL | Aldermen Gilbert Villegas, Sophia King, and Maria Hadden are advocating for the introduction of a guaranteed income providing \$500/month to 5,000 of Chicago's neediest families. The pilot would be funded by allocating \$30 million of the \$1.8 billion in federal relief funds Chicago is expected to receive this year. This effort is distinct from the task force assembled two years ago to examine the potential for a 1,000 person guaranteed income pilot in the city. Other initiatives in Chicago are pushing for regular cash transfer programs for new moms as well. | | | | | |
| New York, NY | Chapin Hall at the University of Chicago and Point Source Youth have been undertaking plans for a direct cash transfer program (DCTP) for young adults facing homelessness in NYC. The target group is 30 young adults, with 30 others receiving usual services and shelters already available (an RCT model). The cash transfers will be \$1250/mo for 2 years, with participants able to choose payment frequency and mechanism (Venmo, Paypa, direct deposit, card) through UpTogether's online platform. The participants will also receive optional support services. | | | | | |
| Denver, CO | The Denver Basic Income Project founded by Mark Donovan, Denver-based philanthropist and entrepreneur, with the support of Denver Mayor Michael B. Hancock, and researchers at the University of Denver's Center for Housing and Homeless Research. The pilot is explicitly focused on the unhoused, and will provide \$1000 per month to 260 individuals, a lump sum of \$6500 to 260 more, followed by \$500 per month to the lump-sum contingent. A control group of 300 will receive \$50 per month for their participation. The project aims to begin payments July 1, 2021. | | | | | |
| Oakland County, | A collaborative group made up of the 18th District Oakland County Commissioner's office, Lighthouse, a local housing non-profit, and researchers from Wayne State University are drafting a pilot program. The focus of this pilot | | | | | |

| | |
|---------------------|---|
| MI | is unique in the space. While others have focused on the efficacy of cash transfers towards positive economic outcomes - this pilot intends to shed light on the physio/psychological impacts that guaranteed income have on an individual and family's health. |
| Minneapolis, MN* | The Nancy Somers Family Foundation facilitated funding for a pilot providing \$1000 monthly for 15 individuals through a local anti-poverty non-profit, Avivo. The pilot began amid the urgency of the pandemic in 2020 and included low income individuals who were unhoused, challenged by mental illness and/or enrolled in a career training program at Avivo; it will extend for 1 year. The group aims to expand the initiative as "Project Solid Ground" at Avivo, pending future funding. |
| Long Beach, CA | Mayor Robert Garcia announced in January 2021 the intent to create a basic income program for low-income students at Long Beach City College. The City Council had previously considered proposals to provide \$500 per month over six months for up to 150 artists. The city previously also provided \$1,000 per month in rental assistance, in part supported by CARES Act funds. San Diego was among 15 cities awarded funds from Jack Dorsey as part of the Mayors for Guaranteed Income, with the aim to supplement funds with private sources. More specific details are not yet available. |
| Las Vegas, NV | A Las Vegas City Council candidate supportive of guaranteed income has proposed a program that would aim to provide annual lump sum payments to 60,000 residents in initial disbursements (~9% of the city population). |
| Mountain View, CA | In April 2021, Mountain View City Council voted to pilot a guaranteed income program. The council plans to dedicate \$1 million in American Rescue Plan (ARPA) funds alongside any philanthropic or corporation donations. Provided exclusively ARPA funding, the recipients would receive \$500 per month for 1 year. While the program design is forthcoming, Mayor Abe-Koga indicated an interest in targeting low-income families, similar to affordable housing. |
| Nashville, TN | Moving Nashville Forward is a pilot program intended to target residents in North Nashville (zip code 37208), a community that has faced acutely a history of systemic discrimination. The pilot is currently fundraising to provide 100 families a monthly guaranteed income of \$1000 to families with annual incomes under \$40,000. Organizers include Gideon's Army, a group that has supported local tornado recovery efforts, with support from Dr. Stacia West, a University of Tennessee Knoxville Assistant Professor and one of the co-Principal Investigators of Stockton SEED. |
| South San Francisco | South San Francisco has been considering a pilot since early 2021, based on presentations on UBI to the city council led by City Manager Mike Futrell and his team. While eligibility and program design specifics are forthcoming, the group identified the YMCA as a program administrator. |
| Gainesville, FL | In collaboration with local nonprofit Community Spring, Mayor Lauren Poe aims to provide a \$600/mo guaranteed income for two years to formerly incarcerated residents. First payments are expected to go out October 1. |
| Gary, Indiana | The Guaranteed Income Validation Efforts (GIVE) program is fundraising to support 125 low-income residents with \$500/mo. Income cut-offs are at \$35,000/year and citywide surveys are being used to identify potential recipients. The effort is supported by Mayors for Guaranteed Income and is looking to raise \$1.6M. |
| Puget Sound, WA | In a program to target pregnant families within the Puget Sound urban Indian and Pacific Islander communities, the United Indians of All Tribes Foundation, Seattle Indian Health Board, Cowlitz Behavioral Health, Native American Women's Dialogue on Infant Mortality, and Pacific Islander Health Board are designing a 3-year pilot supported by Perigee Fund. Learn more about their wrap-around services here , and Perigee Fund's interests here . |
| Paterson, NJ | Announced in March 2021, Paterson's Mayor Andre Sayegh aims to provide 110 low-income residents with \$400 per month, regardless of employment status. The income cut-off for individuals and families is \$30,000 and \$88,000 respectively. Residents applied online by April 30 and a lottery system is set to select recipients in May 2021, for payments to begin in July. The research is supported by the Center for Guaranteed Income. |
| New York, NY | The Andrew W. Mellon Foundation is working to launch Creatives Rebuild New York (CRNY) to support dozens of small-to-midsize community arts organizations and over 1000 individual artists with cash over 2 years. More here . |
| Boston, MA | The Community Love Fund is a landmark guaranteed income initiative of the National Council for Incarcerated and Formerly Incarcerated Women & Families and Justice as Healing. The aim is to provide unconditional monthly cash transfers to formerly incarcerated women in Roxbury (Boston) for one year, beginning in 2021. More here . |
| Nevada | The Move Nevada Forward initiative is focused on advancing economic rights for Nevadans with a particular focus in 2021 on establishing a basic income experiment statewide. It is a coalition of grassroots-led nonprofits. There are other groups in Nevada working to rally public officials for a guaranteed income program in Las Vegas as well. |

**These programs have begun to deliver the guaranteed income.*

Has guaranteed income ever been tried in the United States?

The answer to this question is yes and no. A population-wide guaranteed income has not been tried in the U.S., but forms of regular cash transfer policies have been implemented. The most well-known example of a guaranteed income at the state level is the Alaska Permanent Fund Dividend, which inspired 2020 Democratic presidential candidate Andrew Yang's proposal to implement a UBI nationwide. The examples below are antecedents to a future cash transfer policy that would more closely represent a guaranteed income at scale.

EITC, Child Tax Credit, and similar cash relief

The Earned Income Tax Credit (EITC) is a refundable tax credit provided by the federal government (and by about half of state governments) for low-income workers, particularly those with children. While childless households can receive a maximum federal benefit of \$538 in 2020, households with one child can receive up to \$3,500 annually and those with three or more children can receive up to \$6,660. Because this tax credit is refundable, households receive these amounts in cash as a refund after subtracting remaining taxes owed. Each year the federal government distributes about \$70 billion in tax credits through this program, lifting millions out of poverty through what are effectively cash transfers.

Using thirty years' worth of data on EITC policy expansions, researchers Bastian and Jones (2018) concluded that EITC is one of the least expensive anti-poverty programs in the United States. For every \$350 in EITC spending, total government revenues increased by \$303, compensating for 87% of the program cost through positive spillover effects. EITC expansions were found to increase average annual earnings and labor supply, increase payroll and sales taxes paid, and reduce dependence on public assistance.

The Child Tax Credit (CTC) provides low-income parents with a fully refundable tax credit for each dependent child. As of 2018, it provided a \$2,000 annual tax credit per qualifying child with a maximum refundable amount of \$1,400. Although it is not targeted exclusively at low-income families, the CTC is an important anti-poverty program, [lifting over 4 million people—including 2 million children—out of poverty in 2018](#). In 2021, the CTC was temporarily expanded until the end of the year as a part of the American Rescue Plan Act. While this expansion is in effect, roughly 80% of parents receive a credit of \$300/mo (\$3,600/year) for each child under 6 and \$250/mo (\$3,000/year) for children age 6-17. Unlike the ordinary CTC, the expanded credit is fully refundable, available to parents with little to no income, and can be distributed monthly rather than all at once after filing taxes. In this way, the expanded CTC much more closely resembles child allowance programs found in other countries (i.e. guaranteed income for parents). Making this expansion permanent would be a large step forward for social policy in the United States. For more details check out JFI's [policy brief comparing CTC expansion proposals](#).

Alaska Permanent Fund Dividend

The Alaska Permanent Fund has paid a yearly dividend to state residents since 1982. Established to conserve revenue from oil and mineral resources to benefit all Alaskans, the fund also grows its principal through investment and pays out an average dividend of around \$1,600 per year to each resident. It is both the largest and the longest running example of guaranteed income in practice.

Eastern Band of Cherokee Basic Income

In 1996, the Eastern Band of Cherokee Indians in North Carolina opened a casino and decided to distribute a portion of its annual profits to every tribe member in the form of a cash subsidy. The payouts began at around \$500 per person per year but have increased to several thousand dollars since. In addition to increased financial security, researchers observed a [range of positive effects](#) on community members receiving this additional income, including reduced behavioral and emotional problems in children and less depression, anxiety, and alcohol dependence in adults.

Which individuals and organizations are working on guaranteed income policy?

The movement for guaranteed income policy is international, and this section does not provide an exhaustive list of the many important organizations and individuals who contribute significantly to the field. In the U.S., the “big tent” of advocacy organizations can include those supporting a wide variety of cash-based safety net policies that involve a regular payment or income floor. Similar policies include a Child Allowance or Child Tax Credit (CTC), the Earned Income Tax Credit (EITC) and historic Negative Income Tax, advocates of Temporary Assistance for Needy Families (TANF), and programs that guarantee businesses can provide paychecks to workers during widespread government and business shut-downs as we saw in 2020 (such as the Paycheck Protection Program, Paycheck Recovery Act, etc.). Notably, interest in federal cash relief in 2020 came alongside the expansion of unemployment insurance programs that can likewise guarantee an income floor, although in more limited and highly-conditioned ways. The importance of these other programs for guaranteed income policy is that many advocates for such benefits believe in fundamentally similar social safety net measures rooted in cash support. **Below are some of the notable organizations that occupy the wider landscape of advocacy and research on guaranteed income or cash transfer policy:**

Cash support advocates in Congress

“Advocates” are defined as those that have cosponsored or introduced legislation that provides for an income floor or cash-based family support program. This list is not comprehensive of all

cosponsors or all cash transfer legislation, but rather focuses on leading figures in policy that either directly models a guaranteed income or that begins with more modest measures, like a child allowance that provides baseline income for parents and caretakers with children.

The legislation that most resembles a guaranteed income has come from these progressive offices:

- Rep. Bonnie Watson Coleman (D-NJ)
 - [Guaranteed Income Pilot Program Act of 2020](#) (one-pager [here](#))
- Rep. Rashida Tlaib (D-MI)
 - [Automatic Boost to Communities Act](#) (“ABC Act”), BOOST Act (previously known as the LIFT+ Act)
- Rep. Ilhan Omar (D-MN)
 - [RELIEF Act](#) and [letters](#) for continuous relief checks

Legislation around an income floor for parents has even wider support, with many of those advocates also supporting regular payments during the crisis of the coronavirus pandemic. Notably, there is widespread Democratic support for a child tax credit (CTC) proposal, especially with President Biden’s [American Rescue Plan](#) expansion and [American Families Plan](#). Below are just a few key champions of a CTC expansion:

- Rep. Rosa DeLauro (D-CT)
- Sen. Sherrod Brown (D-OH)
- Rep. Suzan DelBene (D-WA)
- Sen. Richard Neal (D-MA)
- Sen. Chris Murphy (D-CT)
- Rep. Nancy Pelosi (D-CA)

In addition to the Child Tax Credit, [Families First Coronavirus Response](#):

- Sen. Michael Bennet (D-CO)
- Sen. Sherrod Brown (D-OH)
- Sen. Cory Booker (D-NJ)

Among other forms of pandemic-related income support were several different paycheck protection bills. Such bills work similarly to the EITC in that they are employment-conditioned. Also included below is an expansion of the EITC:

- Sen. Bernie Sanders (I-VT)
 - Paycheck Recovery Act
- Rep. Pramila Jayapal (D-WA)

- Paycheck Recovery Act
- Co-sponsored Rep. Tlaib's ABC Act
- Former Sen. Kamala Harris (D-CA)
 - [LIFT Act](#)
 - [Monthly Economic Crisis Support Act](#)

Among Republican legislators, support has primarily centered around a pandemic-specific relief. Nonetheless, the following legislators supported more robust checks for families in the wake of COVID-19:

- Sen. Josh Hawley (R-MO)
- Sen. Tom Cotton (R-AR)
- Sen. Mitt Romney (R-UT)
 - Also supports the Child Tax Credit
- Rep. Justin Amash (R-MI)
- Sen. Marco Rubio (R-FL)
- Sen. Mike Lee (R-UT)

Emergency cash relief legislation has garnered much greater support than regular cash relief legislation. While support for the CARES Act, which passed with bipartisan support in the House and Senate, is one example, a few key legislators have put forth additional and more sweeping legislation for cash transfers throughout the course of the pandemic and its economic downturn, including some mentioned above. Some additional examples include:

- Rep. Ro Khanna (D-CA)
 - [Emergency Money to the People Act](#)
- Rep. Tim Ryan (D-OH)
 - [Emergency Money to the People Act](#)
- Rep. Maxine Waters (D-CA)
 - [House Financial Services Committee proposal](#)
- Rep. Alexandria Ocasio-Cortez (D-NY)
 - [Amendment](#) to the CASH Act
 - Cosponsored ABC Act

Efforts are also being made at the state and municipal level to create guaranteed income pilots and programs. Some examples of state level advocates are:

- NY State Sen. Kevin S. Parker
 - [Senate Bill S6696](#) proposing the creation of a 2-year statewide guaranteed income pilot with 10,000 recipients

- [Senate Bill S6552](#) proposing a state-wide universal basic income pilot program and funds to support it
- NY State Sen. Leroy Comrie
 - [Senate Bill S6696](#) co-sponsor
- MA State Sen. James B. Eldridge
 - [Bill H.1632](#) proposing the creation of a state-level universal basic income program
- MA State Rep. Tami L. Gouveia
 - [Bill H.1632](#) joint petitioner
- CA Assemblymember Evan Low
 - [AB-65](#) Stating legislature's intent to implement a universal basic income in California
 - [AB-1338](#) Exempting guaranteed income demonstrations' cash transfers from means tests for CalWORKS, CalFRESH, CalEITC
- CA State Sen. Dave Cortese
 - [SB-739](#) The UBI for Transition Age Foster Youth Act, a bill to provide 3-years of UBI, \$1000/mo for foster youth

Academic champions for guaranteed income

Among academics, there is a growing acknowledgment of the longstanding empirical evidence in favor of a guaranteed income or similar cash transfer policy. In an [open letter](#) to Congress of over 150 economists and social scientists, academics argued in July 2020 for additional cash relief for families alongside expanded cash-based safety net policies like unemployment insurance. Notable academics working most directly on cash transfer research and guaranteed income include: Our own researchers, Sidhya Balakrishnan, Stephen Nuñez, Johannes Haushofer (also of GiveDirectly), Leah Hamilton, Maximilian Kasy, and Paul Katz; co-Directors of the newly-launched [Center for Guaranteed Income Research](#) at the University of Pennsylvania, Stacia West and Amy Castro Baker; major international researchers in the Brazilian Basic Income Network such as Fabio Waltenberg; Fernando Freitas, Roberta Mendes e Costa; at OpenResearchLabs (formerly YC Research) Elizabeth Rhodes; and, while not all advocates for guaranteed income, longtime cash transfer researchers like Sandra Black, Susan Dynarski, Evelyn Forget, Maura Francese, Ugo Gentilini, Michael Howard, Hilary Hoynes, Damon Jones, Michael A. Lewis, Ioana Marinescu, Delphine Prady, Jesse Rothstein, Philippe Van Parijs, Karl Widerquist, and Almaz Zelleke have written important work on the subject.

Advocates & civil society in support of guaranteed income

A wide and growing number of grassroots organizations support recurring cash transfers for low-income individuals in particular. During the protest movement surrounding the murder of

George Floyd in 2020, the Movement for Black Lives (M4BL) included a call for guaranteed income in its week of action demands. In addition, M4BL released what has been called “a modern-day Civil Rights Act” known as the BREATHE Act, which calls for a guaranteed income among its economic justice policy proposals. The Compton Pledge guaranteed income pilot worked alongside local organizers of the Electoral Justice Project of M4BL to introduce and pass a local resolution of the BREATHE Act to that effect. With a more direct focus on guaranteed income, the Income Movement Foundation is an advocacy group building grassroots support for a federal basic income. The Economic Security Project (ESP) advocates for a guaranteed income as well as an expanded EITC. ESP was instrumental in launching Mayors for Guaranteed Income (MGI) in 2020, which was led by Mayor Michael Tubbs of Stockton, California alongside over 20 founding mayors calling for pilots and guaranteed income policy at a federal level. Another organization to emerge in 2020 was Humanity Forward, a group that was built after the end of Andrew Yang’s 2020 presidential run in which he called for a universal basic income in the U.S.

More recent and emerging examples in 2021 include grassroots organizations and movements that supported the launch of the Compton, California guaranteed income, the Compton Pledge, which was built by the Fund for Guaranteed Income (also launched in 2020 by Nika Soon-Shiong) and JFI. The supportive partners include founding leaders in the Black Lives Matter movement, the National Council for Incarcerated and Formerly Incarcerated Women, the National Domestic Workers Alliance, Essie Justice Group, One Fair Wage, and A New Way of Life Reentry Project, among others. This growing support for a major guaranteed income initiative in the U.S. may signal more widespread support from these organizations to come. In addition, a Guaranteed Income Community of Practice has formed around multiple emerging pilots (see [here](#)).

Philanthropy

Much like the public support for cash transfers, there is a growing interest among funders to enable guaranteed income pilots that build on the research and public narrative. Among them are the newly-established Fund for Guaranteed Income, the Schusterman Family Foundation, the Family Independence Initiative, the Shah Family Foundation, Humanity Forward Foundation, Jack Dorsey, and the Economic Security Project (although notably they focus especially on advocacy). Progressive philanthropist George Soros has also advocated for government-based direct cash relief. In developing countries, GiveDirectly has financed guaranteed income programs as well.

Joining the Movement

If you are interested in contributing to guaranteed income research and advocacy through a community pilot, research or advocacy, JFI can be a resource and partner on additional questions that may not be addressed in this report. As a non-profit, non-partisan research group, we are ready to offer our network and support to initiatives that build on the evidence for a GI in the US. Reach out to us at jfi@jainfamilyinstitute.org and we'll discuss potential next steps.

Further Reading and Global Perspectives

JFI's publication *Phenomenal World* provides a thorough review of existing academic research on guaranteed income, UBI, and other cash policies - see [here](#).

JFI also publishes an ongoing whitepaper series titled *From Idea to Reality: Getting to Guaranteed Income*. The series is designed to provide a concrete analysis of the path toward guaranteed income policy in the U.S. by examining specific implementation questions and challenges. View the series [here](#).

Stanford's Basic Income Lab has created a useful and practice-oriented guide for those looking to create municipal basic income pilots. You can access their guide, *Basic Income in Cities*, [here](#).

The Aspen Institute's Financial Security Program released a three-part report bringing together what is known about the need for, innovations in, and the effects of cash transfer programs. You can view the report [here](#).

Ugo Gentilini, along with others at the World Bank, have put together a comprehensive review of social protection programs—including cash transfers—implemented around the world during the COVID-19 pandemic. View the report [here](#).

Brazil's Bolsa Família

Brazil has been, since 2004, the only country in the world to legislate every citizen's right to a basic income. That same year, Brazil introduced a transformative cash assistance program that proponents see as the first step toward securing that right. Known as Bolsa Família, the program provides families with direct cash transfers in return for keeping their kids in school and attending preventative health care visits. After ten years, Bolsa Família [helped cut](#) the percentage of Brazilians living in extreme poverty in half, from 9.7% to 2.7%. It remains the largest conditional cash transfer program in the world, reaching about a quarter of the population (50 million people).

Within Brazil, the city of Maricá has recently launched an ambitious guaranteed income policy providing more than 42,000 residents with income equivalent to about three quarters of the national poverty line. JFI is closely involved with the accompanying research program designed to study the effects and administration of large-scale guaranteed income policies. You can learn more about Bolsa Família and the Maricá program [here](#).

GiveDirectly program in Kenya

GiveDirectly has been running one of the largest and longest guaranteed income research programs in the world in Kenya, where they are providing cash transfers to 20,000 individuals across 197 villages. Some recipients will receive regular payments for as long as twelve years. By varying the lengths of time that individuals receive benefits, as well as whether they receive the cash monthly or all at once in a lump sum, researchers hope to learn more about the long-term effects of guaranteed income and the impact of different disbursement patterns.

In addition to the primary pool of subjects, two additional villages are receiving monthly payments for twelve years without being a part of the main study so that researchers can have more in-depth qualitative conversations with them about their experience. This group is very much aligned with the storytelling aspect of pilots discussed earlier. You can read more about the study [here](#).

Other global implementations

- The Iranian government created a universal basic income program in 2011, providing monthly transfers amounting to 29% of median household income. [Research on its effects](#) did not find evidence of a significant effect on labor supply outside of people in their twenties who were more likely to enroll in higher education.
- Finland conducted a guaranteed income experiment for two years from the beginning of 2017 to the end of 2018. During this time 2,000 unemployed persons received 560 Euros every month, regardless of any other income they had or whether they were looking for work. However, this program had major design and implementation [flaws](#). Read more about the experiment [here](#).
- Many European countries have long-established child allowance programs which provide recurring cash transfers to parents based on the number of children they have. For example, in Germany parents receive a little over 200 Euros per month for each child. You can read more about child allowance policy in various European countries [here](#).
- During the COVID-19 pandemic Spain has introduced a targeted guaranteed minimum income program with the intention of continuing it indefinitely. The program would reach over three million of the country's poorest households and be means-tested according to the type of family, number of children, and financial need.
- During the pandemic, Japan has provided direct cash transfers of \$930 to every citizen in addition to doubling the existing child allowance, bringing it to approximately \$200 per month per child.



COMPTON PLEDGE DELIVERS \$1 MILLION TO RESIDENTS 800 FAMILIES ARE NOW RECEIVING REGULAR GUARANTEED INCOME PAYMENTS

Compton Mayor Aja Brown, the Fund for Guaranteed Income and the Compton Community Development Corp. managing the largest city-based GI pilot in U.S. history.

PRESS RELEASE

Compton, CA, April 14, 2021 – Today, Mayor Aja Brown and the [Compton Pledge](#) announced the successful enrollment of 800 families in Compton’s guaranteed income pilot program, making it the largest city-based guaranteed income initiative in United States history.

Launched in December 2020 with the support and administration of the Fund for Guaranteed Income (F4GI) and the Compton Community Development Corporation (CCDC), the Compton Pledge has already disbursed \$1 million to support over 1770 recipients, including dependents. A total of \$9.1 million will be distributed in recurring payments over the next two years.

The community-led pilot uses a custom, web-based payments platform to enhance the economic security and self-determination of historically marginalized groups, including undocumented and formerly incarcerated residents. The program is the first to offer a tailored set of payment options and allow participants to switch between them. To date, 50% chose Direct Deposit, 9% chose Venmo, 8% chose PayPal and 33% chose prepaid card.

“There can be no peace without understanding identity, operating in purpose, and the inalienable right of human dignity. I want residents to be empowered by the greatness from where they came,” said Aja Brown, Mayor of Compton.

“Economic empowerment and equity are essential to community wellness and uplift. These vital investments disrupt generational poverty experienced by many families and children,” said Dr. Sharoni Little, Compton Pledge Community Advisory Council member and CEO of the Strategist Group.

The Compton Pledge is supported by a Community Advisory Council as well as national advocacy groups including Black Lives Matter, One Fair Wage, CHIRLA, Essie Justice Group, A New Way of Life, and the National Council for Incarcerated and Formerly Incarcerated Women and Girls.



"The day I received my first payment, there was much-needed medication I was unable to pay for before. Compton has been my city for 30 plus years. I love it and the people in it," said Tiffany, a participant in the program.

"COVID-19 hit this community really hard. After losing my job, the Compton Pledge let me pay for my electricity and internet bills, or buy shoes for my two little ones," said Ileri, who is a member of the Voices of Compton Pledge storytelling initiative.

"As an artist, this is helping me move forwards in faith that I can be a strong businessman. The Compton Pledge is helping me to breathe easier," said De'Shawn, another member of Voices of Compton Pledge.

The [Jain Family Institute](#) (JFI), an applied research organization with international expertise in guaranteed income design and evaluation, is serving as a design and implementation partner.

The pilot is philanthropically funded from private donors and recently received a \$200,000 grant from Amazon Foundation and Amazon Studios Foundation. "Not only is the Compton Pledge performing vital services as the community recovers, but in the long term it is breaking down barriers to opportunity and creating new narratives to foster equity and justice," said Cameron Onumah, Amazon's Public Policy Manager for Southern California.

To follow the progress of the Compton Pledge, a two-year program delivering recurring cash relief to low-income residents, go to comptonpledge.org and select "sign up for news" or follow Compton Pledge on [Twitter](#), [Instagram](#) or [Facebook](#). To make a tax-deductible donation to the Compton Pledge, led by the nonprofit Fund for Guaranteed Income, go to comptonpledge.org/donate.

###

To learn more about the Compton Pledge or how to get involved, contact media@comptonpledge.org.

ANNOTATED AGENDA SPECIAL MEETING OF THE BERKELEY CITY COUNCIL

Tuesday, June 9, 2020

4:00 P.M.

JESSE ARREGUIN, MAYOR

Councilmembers:

DISTRICT 1 – RASHI KESARWANI
DISTRICT 2 – CHERYL DAVILA
DISTRICT 3 – BEN BARTLETT
DISTRICT 4 – KATE HARRISON

DISTRICT 5 – SOPHIE HAHN
DISTRICT 6 – SUSAN WENGRAF
DISTRICT 7 – RIGEL ROBINSON
DISTRICT 8 – LORI DROSTE

PUBLIC ADVISORY: THIS MEETING WILL BE CONDUCTED EXCLUSIVELY THROUGH VIDEOCONFERENCE AND TELECONFERENCE

Pursuant to Section 3 of Executive Order N-29-20, issued by Governor Newsom on March 17, 2020, this meeting of the City Council will be conducted exclusively through teleconference and Zoom videoconference. Please be advised that pursuant to the Executive Order and the Shelter-in-Place Order, and to ensure the health and safety of the public by limiting human contact that could spread the COVID-19 virus, there will not be a physical meeting location available.

Live audio is available on KPFB Radio 89.3. Live captioned broadcasts of Council Meetings are available on Cable B-TV (Channel 33) and via internet accessible video stream at <http://www.cityofberkeley.info/CalendarEventWebcastMain.aspx>.

To access the meeting remotely: Join from a PC, Mac, iPad, iPhone, or Android device: Please use this URL <https://us02web.zoom.us/j/89047645600>. If you do not wish for your name to appear on the screen, then use the drop down menu and click on "rename" to rename yourself to be anonymous. To request to speak, use the "raise hand" icon by rolling over the bottom of the screen.

*To join by phone: Dial **1-669-900-9128** and enter Meeting ID: **890 4764 5600**. If you wish to comment during the public comment portion of the agenda, Press *9 and wait to be recognized by the Chair.*

To submit an e-mail comment during the meeting to be read aloud during public comment, email clerk@cityofberkeley.info with the Subject Line in this format: "PUBLIC COMMENT ITEM ##." Please observe a 150 word limit. Time limits on public comments will apply. Written comments will be entered into the public record.

Please be mindful that the teleconference will be recorded as any Council meeting is recorded, and all other rules of procedure and decorum will apply for Council meetings conducted by teleconference or videoconference.

This meeting will be conducted in accordance with the Brown Act, Government Code Section 54953. Any member of the public may attend this meeting. Questions regarding this matter may be addressed to Mark Numainville, City Clerk, (510) 981-6900. The City Council may take action related to any subject listed on the Agenda. Meetings will adjourn at 11:00 p.m. - any items outstanding at that time will be carried over to a date/time to be specified.

Preliminary Matters

Roll Call: 4:02 p.m.

Present: Kesarwani, Davila, Bartlett, Harrison, Hahn, Wengraf, Robinson, Droste, Arreguin

Absent: None

Action: M/S/C (Arreguin/Robinson) to accept temporary rules for the conduct of the meeting related to public comment and Council discussion.

Vote: Ayes – Kesarwani, Bartlett, Harrison, Hahn, Wengraf, Robinson, Droste, Arreguin; Noes – None Abstain – Davila.

Ceremonial Matters:

1. Adjourned in memory of George Floyd and all those that are victims of police violence
2. Adjourned in memory of all victims of COVID-19
3. Adjourned in memory of Erik Salgado, victim of California Highway Patrol shooting

City Manager Comments:

The City Manager announced that she will be hosting a Town Hall meeting for the community on Thursday, June 11, 2020 at 7:00 p.m.

Action Calendar

Action: M/S/C (Arreguin/Harrison) to:

1. Accept an urgency item from Councilmember Kesarwani pursuant to Government Code Section 54954.2(b)(2) entitled Budget Referral to Establish Structure and Framework for an Office of Racial Equity.
2. Accept an urgency item from Councilmember Hahn pursuant to Government Code Section 54954.2(b)(2) entitled Black Lives Matter and Ohlone Recognition.
3. Accept an urgency item from Councilmember Harrison pursuant to Government Code Section 54954.2(b)(2) entitled Urgency Resolution: Directing the Police Review Commission and City Manager to Submit Revised Berkeley Police Department Use of Force Policy for Council Review and Approval Before the 2020 Summer Recess.
4. Accept an urgency item from Mayor Arreguin pursuant to Government Code Section 54954.2(b)(2) entitled Prohibiting the use of Chemical Agents for Crowd Control during the COVID-19 pandemic.
5. Accept an urgency item from Councilmember Hahn pursuant to Government Code Section 54954.2(b)(2) entitled Changes to the Berkeley Municipal Code and City of Berkeley Policies with Respect to Local Emergency Declarations and First Amendment Curfews.
6. Accept supplemental material from the City Manager on Item 1.

Vote: All Ayes.

Action Calendar

Budget Referral to Establish Structure and Framework for an Office of Racial Equity

From: Councilmember Kesarwani (Author), Councilmember Wengraf (Co-Sponsor), Councilmember Droste (Co-Sponsor), Councilmember Bartlett (Co-Sponsor)

Recommendation: Refer to the FY 2020-21 Budget Process the one-time allocation of \$150,000 to establish a structure and framework for an Office of Racial Equity consisting of a Racial Equity Officer and a supporting Specialist. The purpose of the Office of Racial Equity is to: (1) establish a common vision for racial equity across all City departments, (2) create mechanisms for measuring racial inequities in the delivery of all City programs and services; and (3) initiate efforts by all City departments to implement best practices related to metrics, policies, and procedures to close racial inequities in the allocation and delivery of all City programs and services.

Financial Implications: See report

Contact: Rashi Kesarwani, Councilmember, District 1, (510) 981-7110

Action: 24 speakers. M/S/C (Hahn/Wengraf) to approve the recommendation amended to include that the Office of Racial Equity should be seated in the Office of the City Manager, and that the programs and services delivered by the Planning and Development Department and the Transportation Division should be included among the Citywide programs and services to be considered by the Office of Racial Equity.

Vote: All Ayes.

Black Lives Matter and Ohlone Recognition

From: Councilmember Hahn (Author), Councilmember Bartlett (Co-Sponsor), Councilmember Davila (Co-Sponsor), Councilmember Harrison (Co-Sponsor)

Recommendation:

1. In solidarity with the Mayor of Washington, D.C. and the Black Lives Matter movement, direct the City Manager to immediately paint the words "Black Lives Matter" on Martin Luther King Jr Way in front of Old City Hall, between Center Street and Allston Way, with the text to be read from the eastern sidewalk of Martin Luther King Jr Way.
2. In recognition of the fact that Berkeley is situated on Ohlone territory, paint the words "Ohlone Territory" on Milvia Street in between Center Street and Allston Way, with the text read from the west sidewalk of Milvia Street.
3. The City Manager is encouraged to work with local artists to render the paintings. In addition, the City Manager should take care not to interfere with other street markings that are necessary for safety of pedestrians, bikes, or vehicles, or otherwise necessary.

Financial Implications: See report

Contact: Sophie Hahn, Councilmember, District 5, (510) 981-7150

Action: 4 speakers. M/S/C (Hahn/Droste) to approve the recommendation with the following amendments: 1) the locations for the words to be painted are suggestions for the City Manager's consideration; 2) the City Manager is encouraged to work with the community to render the paintings; and 3) the paintings should not pose challenges to bicycle infrastructure.

Vote: All Ayes.

Action Calendar

Urgency Resolution: Directing the Police Review Commission and City Manager to Submit Revised Berkeley Police Department Use of Force Policy for Council Review and Approval Before the 2020 Summer Recess

From: Councilmember Harrison (Author), Mayor Arreguin (Author), Councilmember Davila (Co-Sponsor), Councilmember Bartlett (Co-Sponsor)

Recommendation: Adopt an Urgency Resolution directing the Police Review Commission (“PRC”) and City Manager to:

1. Finalize revisions to the use of force policy as referred by Council in 2017 and drafted by the department for PRC review in January, 2020;
2. Submit revised Use of Force Policy directly to the full City Council for the Council to review and adopt before the 2020 Summer recess;
3. Incorporate revisions included the October 31, 2017 Council referral and all outstanding “8 Can’t Wait” use of force policy reforms.

Financial Implications: Staff time

Contact: Kate Harrison, Councilmember, District 4, (510) 981-7140

Action: 59 speakers. M/S/C (Harrison/Davila) to adopt Resolution No. 69,438–N.S. amended to add the following resolved clauses:

BE IT FURTHER RESOLVED that the City Council directs the Police Review Commission to review the use of control holds.

BE IT FURTHER RESOLVED that the City Council directs the City Manager to allow anonymized access to records about use of force to the Police Review Commission to inform deliberation of the use of force general order.

Vote: Ayes – Kesarwani, Bartlett, Harrison, Hahn, Wengraf, Robinson, Droste, Arreguin; Noes – None; Abstain – Davila.

Recess: 6:21 p.m. – 6:26 p.m.

Action Calendar

Prohibiting the use of Chemical Agents for Crowd Control during the COVID-19 pandemic

From: Mayor Arreguin (Author), Councilmember Harrison (Author), Councilmember Robinson (Author)

Recommendation: Adopt a motion to establish an official City of Berkeley policy prohibiting the use of tear gas (CS gas), pepper spray or smoke for crowd control by the Berkeley Police Department, or any outside department or agency called to respond to mutual aid in Berkeley, during the COVID-19 pandemic, until such time that the City Council removes this prohibition.

Financial Implications: See report

Contact: Jesse Arreguin, Mayor, (510) 981-7100

Action: 23 speakers. M/S/Failed (Wengraf/Kesarwani) to establish an official City of Berkeley policy prohibiting the use of tear gas (CS gas), pepper spray or smoke for crowd control by the Berkeley Police Department, or any outside department or agency called to respond to mutual aid in Berkeley, during the COVID-19 pandemic, until such time that the City Council removes this prohibition. And, to refer the item to the Public Safety Policy Committee and the Police Review Commission for the consideration of a permanent ban of these chemical agents.

Vote: Ayes – Kesarwani, Hahn, Wengraf, Droste; Noes – Davila, Bartlett, Harrison, Robinson; Abstain – Arreguin.

Action: M/S/Carried (Davila/Harrison) to establish an official City of Berkeley policy 1) prohibiting the use of tear gas by the Berkeley Police Department, or any outside department or agency called to respond to mutual aid in Berkeley, and 2) prohibiting the use of pepper spray or smoke for crowd control by the Berkeley Police Department, or any outside department or agency called to respond to mutual aid in Berkeley, during the COVID-19 pandemic, until such time that the City Council removes this prohibition.

Vote: All Ayes.

Action Calendar

Changes to the Berkeley Municipal Code and City of Berkeley Policies with Respect to Local Emergency Declarations and First Amendment Curfews From: Councilmember Hahn (Author), Councilmember Bartlett (Co-Sponsor), Councilmember Harrison (Co-Sponsor), Mayor Arreguin (Co-Sponsor)

Recommendation:

1. Direct the City Manager to return to the City Council for adoption amendments to the Berkeley Municipal Code and/or policies to approve that clarify and codify the following with respect to the declaration of a Local Emergency:
 - a. A Local Emergency can only be declared by the Director of Emergency Services if a regular or special meeting and session of the City Council cannot be called due to physical impossibility of holding a meeting, because a quorum cannot be established, or because the urgency of the Local Emergency is such that waiting 24 hours for the City Council to convene a session and/or Special Meeting would endanger the community;
 - b. Should the Director declare a Local Emergency without action of the City Council (due to one of the reasons stated at (a), above), Council ratification of such action occurs at the first possible opportunity, even if it requires calling a Special Meeting and/or session of the Council; and
 - c. The applicable statutory and legal standards (Federal, State and Local) for calling a Local Emergency shall be presented to the City Council when seeking declaration or ratification of a Local Emergency, along with facts to support meeting those standards, so that the City Council, likely acting under rushed and exigent circumstances, is able to make a carefully considered and fact-based determination that declaration of such Local Emergency conforms with the legal standards and is supported by facts.
2. Direct the City Manager to return to the City Council for adoption amendments to the Berkeley Municipal Code and/or policies to approve that clarify and codify policies, terms and procedures for the order, scope, terms, duration, and all other elements and conditions of curfews called in response to, or likely to have the effect of limiting or banning, planned, expected or reasonably foreseeable first amendment activity, including rallies, marches, demonstrations and assemblies of all kinds ("First Amendment Curfews"), as enumerated (1-8) under the "Background" section of this item, below.
3. Advise the City Manager and/or Director of Emergency Services that approval of this item represents the will and direction of the City Council with respect to declarations of Local Emergencies and imposition of First Amendment Curfews, and should the occasion to declare a Local Emergency or impose a First Amendment curfew arise prior to formal Council adoption of the requested amendments and policies, the City Manager and/or Director of Emergency Services shall, to the greatest extent possible under existing law, strive to encompass actionable elements, and meet spirit, of this item.

Financial Implications: See report

Contact: Sophie Hahn, Councilmember, District 5, (510) 981-7150

Action: M/S/C (Arreguin/Wengraf) to continue Items 3, 4, 5, 6, and the urgency item regarding Local Emergency Declarations and First Amendment Curfews, to the June 16, 2020 regular City Council meeting.

Vote: All Ayes.

Action Calendar – Public Hearings

1. **Fiscal Year 2021 Proposed Budget Update Public Hearing #2** *(Continued from June 2, 2020)*
From: City Manager
Recommendation: Conduct a public hearing regarding the FY 2021 Proposed Budget Update.
Financial Implications: See report
 Contact: Teresa Berkeley-Simmons, Budget Manager, (510) 981-7000

Action: M/S/C (Arreguin/Robinson) to continue Items 1, 2, and the supplemental material for Item 1 from the City Manager, to a special meeting called by Mayor Arreguin for June 16, 2020 at 2:30 p.m.
Vote: All Ayes.

Action Calendar

2. **FY 2020 Mid-Year Budget Update** *(Continued from June 2, 2020)*
From: City Manager
 Contact: Teresa Berkeley-Simmons, Budget Manager, (510) 981-7000
Action: Item 2 continued to June 16, 2020 special meeting.
3. **Presentation and Discussion of Community Survey Results and Direction About Next Steps for Possible Ballot Measure Development** *(Item Contains Supplemental Material) (Continued from June 2, 2020)*
From: City Manager
Recommendation: Discuss results of the community survey and provide direction to the City Manager about the drafting of possible measures for inclusion on the November 2020 ballot.
Financial Implications: See report
 Contact: David White, City Manager's Office, 981-7000
Action: Item 3 continued to June 16, 2020 regular meeting.
4. **Placing Charter Amendment Measure on the November 3, 2020 Ballot Related to Full-Time Status and Salaries for the Mayor and Councilmembers** *(Continued from June 2, 2020)*
From: City Manager
Recommendation:
 1. Adopt a Resolution submitting an Amendment to Article V of the City Charter regarding the full-time status and salaries for the Mayor and City Council to a vote of the electors at the November 3, 2020 General Municipal Election.
 2. Designate, by motion, specific members of the Council to file ballot measure arguments on this measure as provided for in Elections Code Section 9282.**Financial Implications:** None
 Contact: Mark Numainville, City Clerk, (510) 981-6900
Action: Item 4 continued to June 16, 2020 regular meeting.

Action Calendar – Public Hearings

5. **Recommendation to Prepare a City Ballot Measure to Create a Climate Action Fund, in Response to the Fossil Fuel Free Berkeley Referral** (*Continued from June 2, 2020*)

From: Energy Commission

Recommendation: The Commission recommends that the City Council develop a referendum and seek approval for it on the 2020 ballot to create a Climate Action Fund, which would support actions to achieve the Berkeley Climate Action Plan, to become Fossil Fuel free, and to respond to the Climate Emergency.

Financial Implications: See report.

Contact: Billi Romain, Commission Secretary, (510) 981-7400

Action: Item 5 continued to June 16, 2020 regular meeting.

6. **Proposed Amendment to Berkeley’s Minimum Wage Ordinance: Berkeley Municipal Code Chapter 13.99** (*Continued from June 2, 2020*)

From: City Manager

Recommendation: Adopt first reading of an Ordinance amending Berkeley Municipal Code Chapter 13.99, revising Section 13.99.040 to reinstate the exemption for youth job training programs, and freezing the youth wages at \$14.50 per hour for FY21, then increase the wage annually according to the Consumer Price Index as will occur with the Berkeley Minimum wage.

Financial Implications: See report

Contact: Lisa Warhuus, Housing and Community Services, (510) 981-5400

Action: Item 6 continued to June 16, 2020 regular meeting.

Recess: 9:49 p.m. – 10:00 p.m.

Councilmember Wengraf absent at 9:49 p.m.

Adjournment

Action: M/S/C (Arreguin/Robinson) to adjourn the meeting.

Vote: Ayes – Kesarwani, Davila, Bartlett, Harrison, Hahn, Robinson, Droste, Arreguin; Noes – None; Abstain – None; Absent – Wengraf.

Adjourned at 10:02 p.m.

Communications

- None

Supplemental Communications and Reports 1

- None

Supplemental Communications and Reports 2

Item #1: Fiscal Year 2021 Proposed Budget Update Public Hearing #2

1. 19 similarly-worded form letters

2. Sharon Negri
3. Era Goel
4. Catie
5. Andrew Graves
6. Kate Gingold
7. David Noriega
8. Robert Hurley
9. Russbumper
10. Lauren Hermele
11. Ella Hass
12. Fiona Hass
13. Emilie Reaves
14. Ryan Thayer
15. Amanda Ho
16. Julia Bleier
17. Nirali Patel
18. Chimey Lee
19. Sage Lenier
20. Terry Taplin
21. Riley Hellinger

Item #5: Recommendation to Prepare a City Ballot Measure to Create a Climate Action Fund, in Response to the Fossil Fuel Free Berkeley Referral

22. John Arens

Supplemental Communications and Reports 3

Urgency Item: Urgency Resolution: Directing the Police Review Commission and City Manager to Submit Revised Berkeley Police Department Use of Force Policy for Council Review and Approval Before the 2020 Summer Recess

23. Urgency item, submitted by Councilmember Harrison, Mayor Arreguin, Councilmembers Davila and Bartlett
24. Che Garcia
25. Yaritza Cruz
26. Mariana Duarte
27. Arev Walker
28. Melody Joliff
29. Jesica Ender
30. Haleigh Fleming
31. Arjun Mayur
32. Jenn Guitart
33. Sal Levinson
34. Bella Lynch
35. Bob Martin
36. Rafael Gonzalez
37. Erwan Illien
38. Benjamin Pierias
39. LeeAnn Dowd (2)
40. Danielle Royston-Lopez
41. Racial and Criminal Justice Reform Group
42. Carole Marasovic

- 43. Jill Suttie
- 44. Ryan Grant
- 45. Sheridan Pauker
- 46. Sarah Pieper

Urgency Item: Prohibiting the use of Chemical Agents for Crowd Control during the COVID-19 pandemic

- 47. Urgency item, submitted by Mayor Arreguin, Councilmembers Harrison and Robinson
- 48. Shawn Beckman (2)
- 49. Chimey Lee
- 50. Moni Law
- 51. Kimiye Owens

Urgency Item: Black Lives Matter and Ohlone Recognition

- 52. Urgency item, submitted by Councilmember Hahn
- 53. Liza Lutzker, on behalf of Walk Bike Berkeley
- 54. Corinna Gould
- 55. Moni Law (2)

Urgency Item: Changes to the Berkeley Municipal Code and City of Berkeley Policies with Respect to Local Emergency Declarations and First Amendment Curfews

- 56. Urgency item, submitted by Councilmember Hahn
- 57. Madeline King
- 58. Thomas Lord
- 59. Friends of Adeline (2)
- 60. Carol Denney
- 61. Bryce Nesbitt
- 62. Elisa Mikiten
- 63. Chimey Lee
- 64. Kara O'Malley

Urgency Item: Budget Referral to Establish Structure and Framework for an Office of Racial Equity

- 65. Urgency item, submitted by Councilmember Kesarwani
- 66. Amanda Prufer
- 67. Stephanie Prufer
- 68. Caroline Yunker
- 69. Marianne Lagarias (2)

Item #1: Fiscal Year 2021 Proposed Budget Update Public Hearing #2

- 70. Christina Romak
- 71. Megan Raymond
- 72. Aimee Trujillo
- 73. Ashley Johnson
- 74. Alex Thomson
- 75. Anna McFall
- 76. Elena Vann Cleave
- 77. Tommy Chung
- 78. Erika Schultz
- 79. Rose Soffa Clarke
- 80. Diana Bohn
- 81. Celia Ford

82. Nick Nold
83. Becky Sotello
84. Noor
85. Jane Francis
86. Heather Hardison
87. Susan Saadat
88. Lilith Gamer
89. Mary Gilg
90. Kate Mather
91. Alfred Twu
92. Rachael Cornejo
93. Steve Koneff Klatt
94. Juliana Schwartz
95. Rachel Shipps
96. Alicia Roy
97. Natasha Geiling
98. Dana Perls
99. Alisdair Broshar
100. Orly Suveda
101. Alix Vadot
102. Eliza Smith
103. Ryan Gorelik
104. Ben Pierias (2)
105. Kayla Moore
106. Sarah Bancroft
107. Angela Clapp
108. Samuel Kaplan
109. Heather and Luke Ball
110. Dewi Zarni
111. Portal Finder
112. Catherine O'Hare
113. Theodora Gibbs-Plessl
114. Taj Herzer-Baptiste
115. Michaela Reilly
116. Julia Sen
117. Ellen McClure
118. Martin Lenarz-Geisen
119. Katrina Lapira
120. Ariella Cooley
121. Natasha Huey
122. Noelle Fa-Kaji
123. Jessica Barber
124. Jean Caiani
125. Lucia Brosgart
126. Tia Bottger
127. Allyson Bogie
128. Michelle Chung
129. Karen Shimoda
130. Jessica Brownell
131. Sanya Sehgal

132. Angela Ames
133. Ace Chen
134. Ryan Hall
135. Maya Sen
136. Dylan Campopiano
137. Allison Zau
138. Firdausi Sudarmadji
139. Judy Grether
140. Zaynab At-Taras
141. Jackie Kennedy
142. Logan Falley
143. Nahkoura Mahnassi
144. Madelyn Weiss
145. Sophia Mahoney-Rohrl
146. Madeleine Muscari
147. Christopher Lin
148. Francie Maguire
149. Laurel Chen
150. Reyna Fa-Kaji
151. Marcelo Felipe Garzo Montalvo
152. Re Nor
153. Chloe Novak
154. Kat Kott
155. Katie Cording
156. Christine Tseng
157. Celia Alter
158. Zoe Westbrook
159. Julian Dennis
160. Daniel Kim
161. Loan Pham
162. Colin Piethe
163. Elizabeth Ferguson
164. Chelsea Lee
165. Maxine Schoefer-Wulf
166. Jessica Olson
167. Daniel Milutin
168. Olivia Neville
169. Bryanna Perez
170. Kei McHale
171. Diane
172. Jordan Mickens
173. Voulette Hattar
174. Emily Haan
175. Christine Schwartz
176. Emily Yao
177. Manduhai Baatar
178. Kacei Conyers
179. Ella Hass
180. Logan Rimel
181. Andrew Lynch

182. Nicole Teixeira
183. Bethany Lourie
184. Anya Platt
185. Erin Rhoades
186. Julia S.
187. Suzanne Merkelson
188. Valerie Kratzer
189. Ceren Fitoz
190. Lanie Peterson
191. Amalee Beattie
192. Emily Bronston-Joseph
193. Alions Alkon
194. Sarah Wulf
195. Jordan Mickens
196. Ann Marie Callegari
197. Leah Renee Smith
198. Liam Bergstrom
199. Bryce Nesbitt
200. Paige
201. Katie Wilson
202. Ivonne Del Valle
203. Chimey Lee (2)
204. Juliana Dearth
205. Jesslyn Janssen
206. Ferri Wahl
207. Anne Whyte
208. Madison Luzar
209. Mark and Agatha Greeley

Item #2: FY 2020 Mid-Year Budget Update

210. Angela Jernigan (2)
211. Niels Teunis
212. Leah Naomi Gonzales (2)
213. Councilmember Davila
214. Valerie Kratzer

Item #5: Recommendation to Prepare a City Ballot Measure to Create a Climate Action Fund, in Response to the Fossil Fuel Free Berkeley Referral

215. Michael Katz

Action Calendar – Public Hearings

Item #1: Fiscal Year 2021 Proposed Budget Update Public Hearing #2

216. Supplemental Material, submitted by City Manager's Office



Office of the City Manager

ACTION CALENDAR
January 23, 2024

To: Honorable Mayor and Members of the City Council
From: Dee Williams-Ridley, City Manager
Submitted by: Carianna Arredondo, Assistant to the City Manager, City Manager's Office
Subject: Reimagining Public Safety Status Report

RECOMMENDATION

1. Review and discuss the provided status report from the City Manager with the goal of demonstrating transparency and facilitating informed council discussion towards the advancement of the Reimagining Public Safety initiative in Berkeley.
2. Provide comments on the Gun Violence Prevention program model report for Berkeley with the goal of facilitating informed council discussion.

FISCAL IMPACTS OF RECOMMENDATION

No direct financial impacts associated with the subject of these reports.

CURRENT SITUATION AND ITS EFFECTS

The Reimagining Public Safety initiative is a Strategic Plan Priority Project, advancing our goal to create a resilient, safe, connected, and prepared city.

The Reimagining Public Safety initiative stands as a pivotal project, dedicated to transforming public safety in an equitable and community-centered way; this initiative involves a comprehensive and inclusive process that unfolds in three main phases:

- Phase 1 (2020-2022) Community Process and Research
- Phase 2 (2022-2024) Continued Analysis and Implementation
- Phase 3 (2024-2026) Continued Implementation and Expansion

Phase 1 (2020-2022)

On July 14, 2020, City Council adopted an omnibus package to re-imagine public safety and policing in the City of Berkeley. The omnibus package consisted of numerous elements including, *but not limited to* the following:

- **Community/Consultant Engagement Process.** Engaging a qualified firm(s) or individual(s) to lead a robust, inclusive, and transparent community engagement

process with the goal of achieving a new and transformative model of positive, equitable and community-centered safety for Berkeley.

- **Specialized Care Unit Development.** Analyzing and developing a pilot program to re-assign non-criminal police service calls to a Specialized Care Unit.
- **Community Crisis Response (CCR) Bridge Services.** While the SCU Development process and foundational work is taking place, establishing Bridge Services to address immediate needs to strengthen non-police relationships and supports on the ground for individuals on the verge of crisis.
- **Priority Dispatch Development.** Creating plans and protocols for calls for service to be routed and assigned to alternative preferred responding entities and consider placing dispatch in the Fire Department or elsewhere outside the Police Department.
- **City Auditor Analysis.** Having the City Auditor perform an analysis of City's emergency 9-1-1 calls-for-service and responses, as well as analysis of the Berkeley Police Department's (BPD) budget.
- **Fair and Impartial Policing Implementation.** Completing the implementation of Fair and Impartial Policing recommendations and policy proposals.
- **BerkDOT Development.** Pursuing the creation of a Berkeley Department of Transportation ("BerkDOT") to ensure a racial justice lens in traffic enforcement and the development of transportation policy, programs and infrastructure, and identify and implement approaches to reduce and/or eliminate the practice of pretextual stops based on minor traffic violations.
- **Violence Intervention Program Implementation.** Fully implementing the Ceasefire violence intervention program.

Subsequent to City Council's adoption of the omnibus motion, the City established a multi-department working group to oversee and implement various components of the package. The working group consisted of the following:

- City Manager;
- Deputy City Managers;
- City Attorney;
- Fire Chief;
- Health, Housing and Community Services (HHCS) Director;
- Human Resources Director;
- Police Chief; and
- Public Works Director

The City Manager, leadership team, and city staff actively engaged in comprehensive consultations and strategic planning sessions. Upon the establishment of the Reimagining Public Safety Task Force in January 2021, City department's responsible for executing Reimagining Public Safety directives, engaged with the Reimagining Public Safety Task Force to shed light on the comprehensive understanding of their

operations. Through these informative interactions, the Task Force was better positioned to form recommendations. Working in tandem with the Mayor's office and City Council, the RPS Task Force served as a central pillar of the City's community engagement strategy, ensuring that diverse perspectives are considered.

Following a community-driven process in Phase 1, based on input from community members, the Reimagining Public Safety Task Force, and recommendations from the National Institute for Criminal Justice Reform and other field experts, council developed a framework and direction on Reimagining Public Safety that would lead the city to carry forward it's work into the next phase. Many Phase 1 initiatives are still underway and have been carried forward into Phase 2.

Phase 2 (2022-2024)

Currently *in progress*, Phase 2 comprises a series of pivotal initiatives and deliverables, including:

- **Staffing Investments** in the Department of Health, Housing and Community Services (HHCS), Police, Public Works, and the City Manager's office to support with implementing the priority recommendations of this initiative;
- **Identifying Consultant Costs** related to assessments, covering areas such as dispatch needs, crisis response, staffing and beat structure, as well as the development of BerkDOT; and,
- **Community Investments** dedicated to strengthening community resilience through violence prevention initiatives, engagement programs and mental health services, and providing support for individuals affected by gender-based violence, among other programmatic elements.

As the city progresses through Phase 2 of the Reimagining Public Safety initiative, diligently advancing the groundwork established in Phase 1, the integrated and interdepartmental approach has remained a cornerstone of our efforts. This approach ensures that city departments leading the execution of our Reimagining Public Safety deliverables work cohesively and in alignment with the directives set by the council. In addition, the City's community-centric process continues to encompass engagement with commissions, boards, committees, ad-hoc groups, and various working groups to strategically inform and guide our work.

BACKGROUND

The dialogue surrounding public safety in the United States shifted in 2020. National events starkly highlighted that trust in law enforcement and public safety mechanisms had been deeply eroded for many, especially within marginalized communities. The tragic and unjust deaths of George Floyd, Breonna Taylor, and many others underscored the pressing need to address systemic inequities and to deeply reconsider the tenets of public safety. On June 6, 2020, over 7,000 Berkeley residents marched in the streets to call for transformative change in law enforcement. The City of Berkeley,

aware of its role and responsibilities in this national context, promptly heeded this call for introspection and reform.

The following provides a chronology of the City of Berkeley's systemic actions in its initiative to Reimagine Public Safety, **and includes key dates and context related to our progress with Gun Violence Prevention program development.**

On July 14, 2020, in Resolution No. 69,501-N.S., City Council passed an omnibus motion, which included a package of items providing direction for the development of a new paradigm of public safety in Berkeley. As part of the items that were adopted, City Council adopted Item 18c ("Referral to City Manager to Re-imagine Policing Approaches to Public Safety Using a Process of Robust Community Engagement, to Develop a Path Forward to Transforming Public Safety and Policing in Berkeley") and Item 18d ("Transform Community Safety and Initiate a Robust Community Engagement"), which directs the City Manager to engage a qualified firm(s) or individual(s) to lead a robust, inclusive, and transparent community engagement process with the goal of achieving a new and transformative model of positive, equitable and community-centered safety for Berkeley. Subsequent to the adoption of the omnibus package, the City established a multidepartment working group to oversee and implement various components of the package. The working group consisted of the following: City Manager; Deputy City Managers; City Attorney; Fire Chief; Health, Housing and Community Services (HHCS) Director; Human Resources Director; Police Chief; and Public Works Director.

On December 15, 2020, the City Council authorized the City Manager to enter into a contract with the National Institute of Criminal Justice Reform (NICJR) to conduct research, analysis, and use its expertise to develop reports and recommendations for community safety and police reform as well as plan, develop, and lead an inclusive and transparent community engagement process to help the City achieve a new and transformative model of positive, equitable and community-centered safety for Berkeley

On January 19, 2021, the City Council adopted revisions to the enabling legislation for the Reimagining Public Safety Task Force Per the Enabling Legislation, the Task Force's work centered on providing input to and making recommendations to NICJR and City Staff on a set of recommended programs, structures and initiatives incorporated into a final report and implementation plan developed by NICJR to guide future decision making in upcoming budget processes for FY 2022-23 and, as a second phase produced, in the FY 2024-2026 budget process. The Public Safety / Police Re-Imagining and community engagement process was led initially by Deputy City Manager David White and then Deputy City Manager LaTanya Bellow who provided overall project management support to the team.

On November 9, 2021, the Berkeley City Council unanimously approved a budget referral for \$200,000 in consulting costs to begin developing a multi-jurisdictional Gun Violence Intervention (GVI) program, also known as "Operation Ceasefire," in Berkeley.

On March 10, 2022, the culmination of research analysis, and community dialogue was manifested in the comprehensive reports from NICJR, the Reimagining Public Safety Task Force, and Resource Development Associates work on the Specialized Care Unit (SCU) design. During the council work session, these reports were shared, providing a detailed overview of suggested programs, structural changes, and new initiatives aimed to establish a community-centric safety paradigm. NICJR's approach and recommendations were rooted in the principles of *Reduce*, *Improve*, and *Reinvest*. The report from the Reimagining Public Safety Task Force offered a response to NICJR's recommendations, including a historical context on public safety issues and steps to address community-centric approaches in Berkeley. Additionally, the session included three reports specifically related to the design and implementation of the Specialized Care Unit (SCU).

On April 21, 2022, the City Manager provided Council with a report and presentation of the work accomplished in Phase 1 of the Reimagining Public Safety initiative. The report submitted included recommendations for advancing various critical initiatives within the Reimagining Public Safety framework. This encompassed proposals for transforming Berkeley's police force, enhancing priority dispatch, developing BerkDOT, and establishing a Specialized Care Unit (SCU). The report also included budget recommendations for these initiatives and highlighted important factors for Council to consider in the City's efforts to move forward with implementation.

On May 5, 2022, a special council meeting was convened, wherein the Mayor's final framework for the next steps of the Reimagining Public Safety initiative was formally adopted. Included in this package was an additional \$200,000 for Ceasefire. This framework was the culmination of years of diligent work from community members, officials and staff. The key decisions made were as follows:

1. Refer up to \$5.3 Million to the FY 2023-2024 Budget Process for staff and/or consulting services and community investments to complete the Priority Reimagining Public Safety Initiatives.
2. Direct the City Manager to prioritize over the next two years the programmatic recommendations for Phase 1 of Reimagining Implementation.
3. Direct the City Manager to initiate a design process for an innovative and comprehensive public safety agency or Department of Community Safety within the City of Berkeley administration, and return with recommendations to the City Council by May 2024 to align with the FY 25-26 Biennial Budget process.
4. Except where resources may allow for expedited implementation, refer additional reforms to the FY 2025-2026 Biennial Budget.

On May 25, 2022, the Berkeley Police Department launched a Transparency Hub dashboard, that includes data and analysis designed to support the Ceasefire process. BPD continues to build automated data visualization tools for violence prevention program stakeholders to track relevant statistics through the duration of the program.

On May 31, 2022, City Council approved a recommendation, submitted by Councilmember Taplin, to refer \$1,000,000 to the budget process to provide full staffing for a Berkeley Ceasefire program. Upon approval, Councilmember Taplin hosted a series of Berkeley Ceasefire D2 Ad-hoc advisory sessions.

On June 28, 2022, the City Council adopted the FY 2023-2024 city budget which included key Reimagining Public Safety Tier 1 items.

On November 28, 2022, the Berkeley Police Department expanded its partnership with UC Berkeley to include a collaboration with the Goldman School of Public Policy to design a Gun Violence Prevention program evaluation plan including the definition of success metrics and independent analysis thereof.

On May 12, 2023, the Gun Violence Prevention report, that explores details of assessments and analysis on Violence Prevention Models as it relates to implementation in Berkeley, was completed.

On August 21, 2023, the Assistant to the City Manager, serving as the Reimagining Public Safety (RPS) Project Coordinator was hired and began collaborating with the City's Reimagining Public Safety project team to provide a comprehensive update on RPS initiatives and the City's progress with Gun Violence Prevention program implementation.

ENVIRONMENTAL SUSTAINABILITY AND CLIMATE IMPACTS

There are no identifiable environmental effects, climate impacts, or sustainability opportunities associated with the subject of this report.

RATIONALE FOR RECOMMENDATION

To improve transparency and provide a progress update related to the City of Berkeley's Reimagining Public Safety efforts, based on the guidelines set forth in Resolution No. 69,501-N.S. and recommendations approved during the special council meeting held on May 5, 2022.

ALTERNATIVE ACTIONS CONSIDERED

Staff does not recommend any alternative actions at this time.


CONTACT PERSON

Carianna Arredondo, Assistant to the City Manager, City Manager's Office, 510-981-6903

Attachments:

- 1: Reimagining Public Safety Status Update 2020-23
- 2: Reimagining Public Safety Status Update 2020-23 Companion Appendix
 - For Gun Violence Prevention Program Report, See Appendix N

REIMAGINING PUBLIC SAFETY



Status Update and Report Out
City Manager's Office
Fall 2023

TABLE OF CONTENTS

| | |
|--|----|
| EXECUTIVE SUMMARY | 4 |
| Introduction..... | 5 |
| <i>Timeline of Phase I Actions and Commitments</i> | 6 |
| Progress Overview | 8 |
| Phase 1 | 8 |
| Phase 2..... | 13 |
| Considerations..... | 20 |
| Next Steps | 21 |
| PRIORITY REIMAGINING PUBLIC SAFETY INITIATIVES..... | 22 |
| OVERVIEW..... | 23 |
| Staffing Investments | 24 |
| <i>Reimagining Public Safety Project Coordinator</i> | 24 |
| <i>Diversity, Equity, and Inclusion Officer</i> | 25 |
| Grant Assistance | 27 |
| Specialized Care Unit Implementation..... | 29 |
| Staffing Positions (<i>Reimagining Public Safety Community Service Officers & Dispatchers</i>)..... | 31 |
| Fair and Impartial Policing | 32 |
| Wellness Practices..... | 34 |
| Vision Zero Program Coordinator | 35 |
| Consultant Costs..... | 37 |
| BerkDOT Development..... | 37 |
| Behavioral Health, Crisis Response, and Crisis-related Services Needs and Capacity Assessment..... | 39 |
| Staffing Assessment | 41 |
| Transportation Fines & Fees Analysis..... | 42 |
| Department of Community Safety Design and Implementation | 43 |
| Dispatch Needs Assessment | 44 |
| Community Investments | 48 |
| Violence Prevention and Youth Services (<i>Voices Against Violence & BYA Counseling Center</i>)..... | 48 |
| Gun Violence Prevention (<i>Berkeley Ceasefire</i>)..... | 49 |
| Hearing Officer-Alternatives to Sanctions/Fines..... | 51 |
| Expand Downtown Streets Teams..... | 52 |

EXECUTIVE SUMMARY

Community Crisis Response Services (Bridge Services) 53
Youth Peers Mental Health, Behavioral, and Crisis Response..... 55
Respite from Gender Violence 56
Language Equity..... 57
APPENDIX..... 58



EXECUTIVE SUMMARY

This section provides an overview of Berkeley's work towards Reimagining Public Safety, highlighting key milestones and the city's commitment to creating an equitable and effective model for all residents.

Introduction

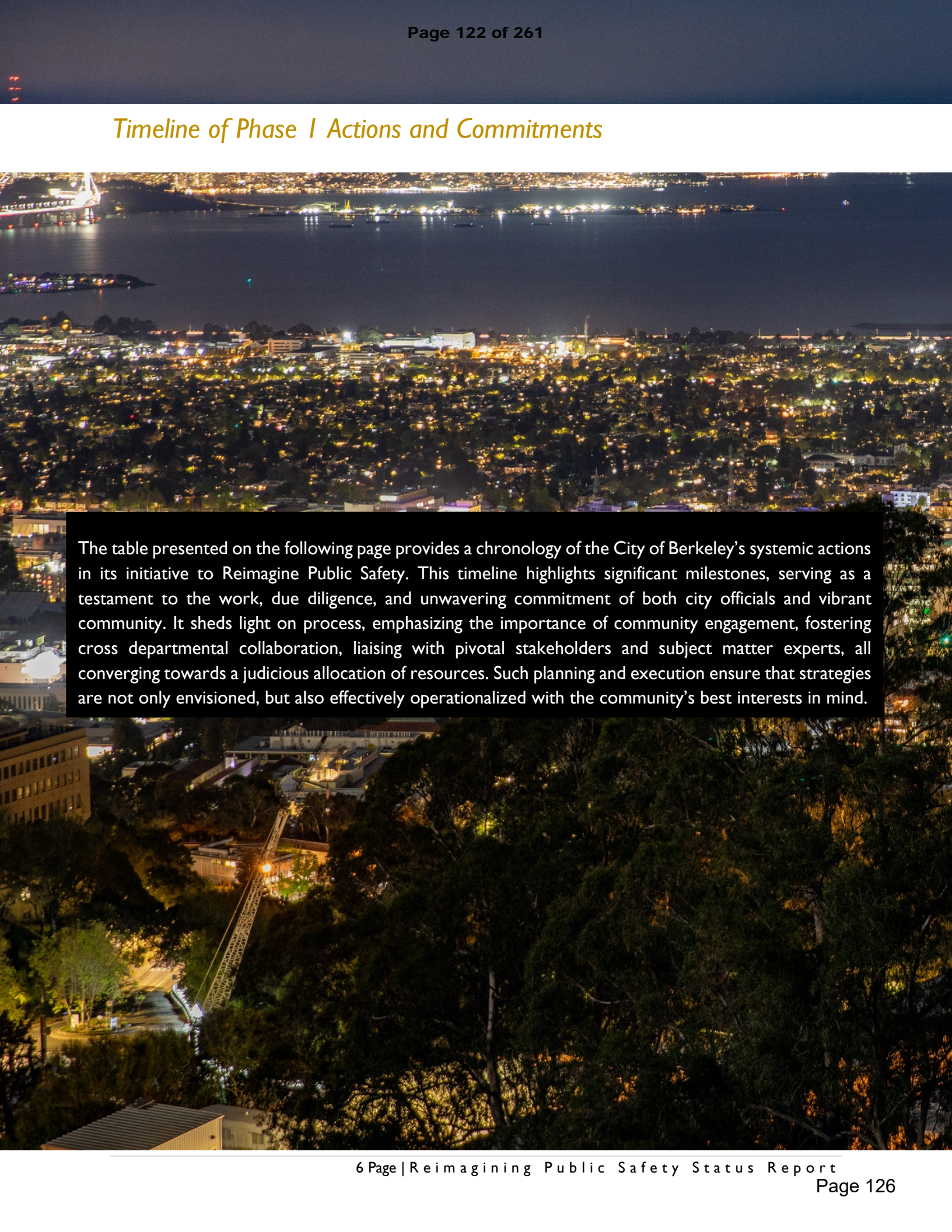
The dialogue surrounding public safety in the United States shifted in 2020. National events starkly highlighted that trust in law enforcement and public safety mechanisms had been deeply eroded for many, especially within marginalized communities. The tragic and unjust deaths of George Floyd, Breonna Taylor, and many others underscored the pressing need to address systemic inequities and to deeply reconsider the tenets of public safety. On June 6, 2020, over 7,000 Berkeley residents marched in the streets to call for transformative change in law enforcement. The City of Berkeley, aware of its role and responsibilities in this national context, promptly heeded this call for introspection and reform.

This report delineates the systematic and strategic steps -- grounded in equity, transparency, and community engagement -- taken by the City of Berkeley since 2020 to reimagine and recalibrate its approach to public safety.

As Berkeley progresses in its mission, the City remains committed to fashioning a public safety paradigm that is both reflective of community aspiration and is robustly equipped to address emergent challenges through holistic measures. With a blend of strategic financial investments, stakeholder collaboration, and a dedication to innovation, Berkeley is diligently working to set a standard for community-focused public safety.

This report and status update on Reimagining Public Safety underscores the City of Berkeley's dedication to serving its residents. It provides a comprehensive review of the City's progress and efforts thus far towards the Reimagining Public Safety initiative. The City remains determined to develop a comprehensive, fair, and inclusive approach to public safety that benefits every member of the community. The City remains committed to these efforts and will continue to collaborate with the community and engage with experts in the field towards designing and implementing a new public safety model that aligns with an expansive approach towards public safety, encompassing areas from traditional policing to mental health and crisis intervention, and disaster preparedness (e.g., managing climate change).

Timeline of Phase I Actions and Commitments



The table presented on the following page provides a chronology of the City of Berkeley's systemic actions in its initiative to Reimagine Public Safety. This timeline highlights significant milestones, serving as a testament to the work, due diligence, and unwavering commitment of both city officials and vibrant community. It sheds light on process, emphasizing the importance of community engagement, fostering cross departmental collaboration, liaising with pivotal stakeholders and subject matter experts, all converging towards a judicious allocation of resources. Such planning and execution ensure that strategies are not only envisioned, but also effectively operationalized with the community's best interests in mind.

| Phase I: Community Process and Research | | |
|--|---|--|
| Date | Milestone Description | References |
| June 16, 2020 | A rapid response to the evolving national dialogue was evidenced with the introduction of the “Urgency Item: Safety for All,” a directive that set the stage for the Omnibus motion, and comprehensive deliberations on public safety. | <ul style="list-style-type: none"> • Annotated Agenda |
| July 14, 2020 | With the approval of the Omnibus motion, Berkeley signaled its intention to undertake substantive and meaningful reforms. | <ul style="list-style-type: none"> • See Action Calendar: Items 18a-18e • Annotated Agenda |
| December 15, 2020 | Recognizing the need for expert input, a partnership and contract with the National Institute of Criminal Justice Reform (NICJR) was established. | <ul style="list-style-type: none"> • See Consent Calendar: Item 7 • Annotated Agenda |
| January 19, 2021 | Institutionalizing community and stakeholder engagement, the Reimagining Public Safety Task Force was instituted, ensuring that diverse voices were actively included in the reimagining process. | <ul style="list-style-type: none"> • See Consent Calendar: Item 18 • Annotated Agenda |
| March 10, 2022 | The culmination of research analysis, and community dialogue was manifested in the comprehensive reports from NICJR, the Task Force, and Specialized Care Unit (SCU). | <ul style="list-style-type: none"> • See Action Calendar: Item 1-2 • Annotated Agenda |
| April 21, 2022 | A presentation by the City Manager’s Office served as a synthesis of the work done, offering an in-depth view of Berkeley’s roadmap and strategic vision. | <ul style="list-style-type: none"> • See Action Calendar: Item 1 • Annotated Agenda |
| May 5, 2022 | <p>The Mayor presented a plan to the City Council from which a final framework was adopted:</p> <ol style="list-style-type: none"> 1. Allocating up to \$5.3 million for FY 2023-2024, aimed at reinforcing staff/consultant resources, and critical community investments to complete the Reimagining Public Safety Initiatives. 2. Prioritization of Phase I programmatic recommendations for the next two years (2022-2024). 3. A mandate for designing an innovative and comprehensive public safety agency or Department of Community Safety within the City of Berkeley administration, and return with recommendations to the City Council by May 2024 to align with the FY 2025-2026 Biennial Budget process. 4. Forward-looking plans for further reforms, designated for inclusion in the FY 2025-2026 Biennial Budget. | <ul style="list-style-type: none"> • See Action Calendar: Item 1a-1c • Annotated Agenda |
| June 28, 2022 | The Biennial Budget adoption was emblematic of Berkeley’s strategic foresight, weaving in financial judiciousness with transformative public safety objectives. | <ul style="list-style-type: none"> • See Action Calendar: Item 44 • Annotated Agenda |

Progress Overview

Phase I

Community Process and Research

On July 14, 2020, in Resolution No. 69,501-N.S., City Council passed a package of items providing direction for the development of a new paradigm of public safety in Berkeley. As part of the items that were adopted, City Council adopted Item [18c](#) (“Referral to City Manager to Re-imagine Policing Approaches to Public Safety Using a Process of Robust Community Engagement, to Develop a Path Forward to Transforming Public Safety and Policing in Berkeley”) and Item [18d](#) (“Transform Community Safety and Initiate a Robust Community Engagement”), which directs the City Manager to engage a qualified firm(s) or individual(s) to lead a robust, inclusive, and transparent community engagement process with the goal of achieving a new and transformative model of positive, equitable and community centered safety for Berkeley.

Partnerships & Collaborations

As outlined in the City Manager’s April 2022 report, the City has embraced a holistic and integrated community engagement process. This initiative aims to lead the community toward a transformative model of equity and community-centered safety (See [Companion Appendix A, pp. 2-17 of City Manager’s Report](#)).

National Institute for Criminal Justice Reform (NICJR) Partnership and Community Engagement

On December 15th 2020, the City Council authorized a contract with NICJR to enhance community safety and police reform strategies. NICJR, selected due to their recognized expertise and alignment with Berkeley’s ethos,

worked hand-in-hand with City teams, stakeholders, and community to ensure comprehensive strategies for Reimagining efforts.

Reimagining Public Safety Task Force and Departmental Presentations

On January 19, 2021, the City Council adopted revisions to the enabling legislation for the Reimagining Public Safety (RPS) Task Force. The RPS Task Force’s work centered on providing input and making recommendations to NICJR and City Staff on a set of recommended programs, structures and initiatives incorporated into a final report and implementation plan developed by NICJR to guide future decision making in upcoming budget processes for FY 2022-23 and, as a second phase advanced, in the FY 2024-2026 budget process. The Public Safety / Police Re-Imagining and community engagement process was led initially by Deputy City Manager David White and then Deputy City Manager LaTanya Bellow who provided overall project management support to the team.

City departments responsible for executing Reimagining Public Safety directives engaged with the Reimagining Public Safety Task Force to shed light on the comprehensive nature of their operations. Through these informative interactions, the Task Force was better positioned to form recommendations. Working in tandem with the Mayor’s Office and City Council, the RPS Task Force served as a central pillar of Berkeley’s community engagement strategy, ensuring that diverse perspectives are considered as we continue to shape the future of public safety in Berkeley.

Culmination of Efforts and Adopted Framework

On March 10, 2022, the culmination of research, analysis, and community dialogue was manifested in the comprehensive reports from NICJR, the Reimagining Public Safety Task Force, and Resource Development Associates work on the Specialized Care Unit (SCU) design. During a City Council work session, these reports were shared, providing a detailed overview of suggested programs, structural changes, and new initiatives aimed to establish a community-centric safety paradigm. NICJR's approach and recommendations were rooted in the principles of *Reduce*, *Improve*, and *Reinvest*. The report from the Reimagining Public Safety Task force offered a response to NICJR's recommendations, including a historical context on public safety issues and steps to address community-centric approaches in Berkeley (See [Companion Appendix A, pp. 861-1005 for Reimagining Public Safety Task Force Report](#)). Additionally, the session included three reports specifically related to the design and implementation of the Specialized Care Unit (SCU) (See [Companion Appendix E, pp. 2497-2701 for RDA SCU Reports](#)).

On April 21, 2022, the City Manager provided the City Council with a report and presentation on the work accomplished in Phase I of the Reimagining Public Safety initiative. The report submitted included recommendations for advancing various critical initiatives within the Reimagining Public Safety Framework of *Reimagine*, *Improve*, and *Reinvest*:

- **Reimagine:** Redesign public safety from a traditional Police enforcement model to one that is focused on the diverse needs of the community it serves.
- **Improve:** Improve the City of Berkeley's public safety system for

residents and communities that have experienced the greatest harm from the existing public safety model.

- **Reinvest:** Increase equitable investment in vulnerable communities and for those who have been historically marginalized.

This encompassed proposals for transforming Berkeley's police force, enhancing priority dispatch, developing a Berkeley Department of Transportation (BerkDOT), and establishing a Specialized Care Unit (SCU). The report also included budget recommendations for these initiatives and highlighted important factors for the City Council to consider in the City's efforts to move forward with implementation (See [Companion Appendix A, pp. 2-17 of City Manager's Report](#)).

On May 5, 2022, a special City Council meeting was convened, wherein the Mayor's final framework for the next steps of the Reimagining Public Safety initiative was formally adopted (See [Companion Appendix C, pp. 2287-2307](#)). This framework was the culmination of years of diligent work from community members, officials and staff. The key decisions made were as follows:

1. Refer up to \$5.3 Million to the FY 2023-2024 Budget Process for staff and/or consulting services and community investments to complete the Priority Reimagining Public Safety Initiatives.
2. Direct the City Manager to prioritize over the next two years the programmatic recommendations for Phase I of Reimagining Implementation.
3. Direct the City Manager to initiate a design process for an innovative and comprehensive public safety agency or Department of Community Safety within the City of Berkeley administration, and return with recommendations to the City Council

by May 2024 to align with the FY 25-26 Biennial Budget process.

4. Except where resources may allow for expedited implementation, refer additional reforms to the FY 2025-2026 Biennial Budget.

On June 28, 2022, the City Council adopted the FY 2023-2024 city budget which included key Reimagining Public Safety Tier I items.

Ongoing Engagement

While in 2020, a collaborative strategy was set in motion, drawing on the expertise of multiple city departments, as well as the City Auditor, to ensure alignment with the City Council directives, this collaborative approach has remained. In ongoing efforts to maintain transparency and foster trust, the City’s team has held public forums, presented City Manager comments, and issued progress memos to the City Council and the community (See [Companion Appendix B, pp. 1899-2285 for City Manager’s Reimagining Public Safety Off-Agenda Memos](#)).


Deliverables & Status Update

Based on the recommendations listed in the omnibus package, **Phase I** of the Reimagining Public Safety Initiative, directed by City Leadership, consisted of numerous elements. The following pages provide a high-level overview of the Phase I recommendations and status updates. Additionally, the following legend offers an overview of the key Reimagining Public Safety departments leading the implementation of these priority initiatives. It is crucial to emphasize that this initiative is a city-wide effort, reliant on the active involvement of a variety of city staff and community-based subject matter experts throughout its phased implementation. This

team is uniquely situated to continue accomplishing this work. Their dedication, passion and leadership around this work is truly exceptional.

Lastly, please refer to the **Companion Appendix¹** online for a full scope of archival documentation related our efforts; the **Abbreviated Appendix** includes new items introduced.

| Reimagining Public Safety Deliverable Leads | |
|---|--|
| Color Code | Lead Department |
| Grey | City Manager’s Office (CMO) |
| Yellow | Health Housing and Community Services (HHCS) |
| Blue | Police |
| Red | Fire |
| Green | Public Works |
| Orange | City Auditor’s Office |
| Purple | City Attorney’s Office (CAO) |



¹ <https://berkeleyca.gov/your-government/boards-commissions/reimagining-public-safety-task-force>

| Health, Housing, and Community Services-led Deliverables | | |
|--|--|--|
| Deliverable | Recommendation | Status Update |
| Specialized Care Unit (SCU) Development | Adopt the report, “City of Berkeley Specialized Care Unit Crisis Response Recommendations by Resource Development Associates” and implement the pilot Specialized Care Unit (SCU). | Complete. HHCS worked extensively with RDA, the Reimagining Public Safety Taskforce, the SCU Steering Committee, and other key community stakeholders in the Specialized Care Unit <i>development</i> process. The Specialized Care Unit Response Recommendations were shared with the City Council on March, 10, 2022 (See Companion Appendix E). |
| (Phase I) Community Crisis Response (CCR) Bridge Services | Implement the Community Crisis Response (CCR) services while the Specialized Care Unit is piloted and reaches full operations. | In Progress. Contracts with Alameda County Network of Mental Health Clients (Berkeley Drop-in Center), Options Recovery, and Women’s Daytime Drop-in Center renewed/amended. |
| Gender Violence Recommendations | Implement recommendations from the Reimagining Task Force relating to Gender Violence, LGBTQIA and PEERS as feasible. | In Progress. HHCS has hired a Community Services Specialist II to support with implementing these recommendations and preliminary steps of research are underway. |

| Fire-led Deliverable | | |
|--------------------------------------|--|--|
| Deliverable | Recommendation | Status Update |
| Priority Dispatch Development | Continue development and implementation of prioritized dispatch, request staff return with a recommended plan. | In Progress. Federal Engineering, Inc. was contracted for the Dispatch Needs Assessment, a second opinion with another industry expert is underway. |

| City Manager’s Office-led Deliverables | | |
|--|--|---|
| Deliverable | Recommendation | Status Update |
| Community/Consultant Engagement Process | Engaging a qualified firm(s) or individual(s) to lead a robust, inclusive, and transparent community engagement process with the goal of achieving a new and transformative model of positive, equitable and community-centered safety for Berkeley. | Complete. The City of Berkeley engaged with several key community stakeholders and field experts in the Reimagining Public Safety process. Recommendations shared include: the SCU Response Recommendation , Reimagining Public Safety Taskforce Recommendations (shared March 10, 2022), and City Manager’s Report and Recommendations (shared April 21, 2022) (See Companion Appendix A). |
| Alternative Response Implementation Plan | Develop an implementation plan to expand alternative response from civilian responders beyond the proposed pilot for SCU for other low-level calls that includes, but is not limited to: Community Service Officers for only those calls that necessitate police, code enforcement, environmental health, fire inspectors or city-hired community mediators. | To Be Initiated. Preliminary steps of research are underway. |
| Violence Intervention Program (GVP/Ceasefire) | Fully implement the Ceasefire Violence Intervention Program. | In Progress. Gun Violence Prevention analysis has been completed, the Assistant to the City Manager is outlining preliminary next steps for implementation. |

IMPROVE

PHASE I DELIVERABLES

| City Auditor-led Deliverable | | |
|------------------------------|--|--|
| Deliverable | Recommendation | Status Update |
| City Auditor Analysis | Have the City Auditor perform an analysis of City's emergency 9-1-1 calls-for service and responses, as well as analysis of the Berkeley Police Department's (BPD) budget. | Complete. The City Auditor Completed their report, Data Analysis of the City of Berkeley's Police Response , July 2, 2021 (See Companion Appendix A , pp. 521-600). |

| Public Works-led Deliverables | | |
|--|---|---|
| Deliverable | Recommendation | Status Update |
| Berkeley Department of Transportation (BerkDOT) Development | Pursuing the creation of a Berkeley Department of Transportation ("BerkDoT") to ensure a racial justice lens in traffic enforcement and the development of transportation policy, programs and infrastructure, and identify and implement approaches to reduce and/or eliminate the practice of pretextual stops based on minor traffic violations. | In Progress. While the City Manager's Office Public Works Department continues to work with stakeholders and constituents in the BerkDOT <i>development</i> process, progress has been slow, especially concerning legislative matters. For instance, the California Senate Bill 50 supporting civilian traffic enforcement was declined on September 14, 2023. Additionally, since Berkeley is not included in the Assembly Bill 645, introducing a Speed Safety System Pilot Program locally would require separate legislation. |
| Crossing Guards Transition | Transition crossing guards from BPD to Public Works until a Department of Transportation is developed. | Complete. Transition of crossing guards from BPD to Public Works until a Department of Transportation is developed is completed. Additionally, Public Works planning capacity has been expanded to include collision analysis. |
| Transportation Functions Consolidation | Continue consolidating transportation functions as recommended by staff. | In Progress. Continued efforts are underway. |

| Police-led Deliverable(s) | | |
|--|---|--|
| Deliverable | Recommendation | Status Update |
| Fair and Impartial Policing Recommendations | Complete the implementation of Fair and Impartial Policing (FIP) Recommendations. | In Progress. Following the approval of the 14 Fair and Impartial Policing recommendations, the Berkeley Police Department has fully implemented 13 of them and has hired a consultant to fulfill the remaining recommendation. |
| Auditor Recommendations | Complete Auditor Recommendations on overtime and calls for service. | Complete. The Berkeley Police Department initiated efforts to implement recommendations. Progress updates have been communicated to council and the community via memos and information reports (See Companion Appendix S , pp. 3246-3257 for latest update). |

| City Attorney-led Deliverable | | |
|-------------------------------|--|---|
| Deliverable | Recommendation | Status Update |
| Litigation Analysis | Analyzing litigation outcomes and exposure for city departments in order to guide the creation of City policy to reduce the impact of settlements on the General Fund. | In Progress. The City Attorney's Offices continues to partner with departments on all Reimagining Public Safety-related efforts. |

Progress Overview

Phase 2

Continued Analysis and Implementation

The Reimagining Public Safety initiative stands as a pivotal project, dedicated to transforming public safety in an equitable and community-centered way; this initiative involves a comprehensive and inclusive process that unfolds in three main phases:

1. Phase 1 (2020-2022) Community Process and Research
2. Phase 2 (2022-2024) Continued Analysis and Implementation
3. Phase 3 (2024-2026) Continued Implementation and Expansion

Following a community-driven process in Phase I, based on input from community members, the Reimagining Public Safety Task Force, and recommendations from the National Institute for Criminal Justice Reform and other field experts, the City Council developed a framework and direction on Reimagining Public Safety that would lead the city to carry forward its work into the next phase.

Employing the guiding principles of *Reimagine*, *Improve*, and *Reinvest*, as a framework for the city's efforts, Phase 2 comprises a series of pivotal initiatives and deliverables, including:

- **Staffing Investments** in the Department of Health, Housing and Community Services (HHCS), Police, Public Works, and the City Manager's Office, to support with implementing the priority recommendations of this initiative;
- **Identifying Consultant Costs** related to assessments, covering areas such as

dispatch needs, crisis response, staffing and beat structure, as well as the development of BerkDOT; and

- **Community Investments** dedicated to strengthening community resilience through: violence prevention initiatives, engagement programs and mental health services, and providing support for individuals affected by gender-based violence, among other programmatic elements.

Partnerships & Collaborations

As the City of Berkeley progresses through Phase 2 of the Reimagining Public Safety initiative, the City staff leading this work have diligently carried forward the groundwork established in Phase I. During this phase, an integrated and interdepartmental approach has remained a cornerstone of the City's efforts. This approach ensures that departments leading the execution of the Reimagining Public Safety deliverables work cohesively and in alignment with the directives set by the City Council. In addition, the City's community-centric process continues to encompass engagement with commissions, boards, committees, ad-hoc groups, and various working groups to strategically inform and guide the work. Preparations are underway to provide a detailed account of the evolving nature of these partnerships as Phase 2 nears conclusion.

Deliverables and Status Update

The following pages contain tables that offer a summarized overview of the key deliverables associated with the Reimagining Public Safety initiative. These deliverables, as outlined, derive from the phased approach adopted during the City Council meeting on May 5, 2022 ([See Companion Appendix C, pp. 2290-2298 for outline of phased approach and deliverables](#)).

Subsequently, beginning on page 23, the “Priority Reimagining Public Safety Initiatives” section offers a detailed account of each department’s specific actions and their current status. Through this structure, the City team leading this work aims to clearly communicate both the individual steps taken by departments and the broader progress made in Berkeley’s efforts to reimagine public safety.



STAFFING INVESTMENTS

| City Manager's Office-led Deliverables | | |
|--|--|--|
| Deliverable | Recommendation | Status Update |
| Assistant to the City Manager Reimagining Project Coordinator | The responsibilities of project management have fallen under Deputy City Manager, with part-time support from a Management Analyst. To effectively coordinate the ongoing work, a full-time senior level staff person is required. | In Progress. This position was successfully filled on August 21, 2023. The Assistant to the City Manager will continue to support and report out on the city's Reimagining efforts. |
| Office of Equity (DEI Officer and Assistant) | The development of the Office of Equity should reflect the recommendations from the Task Force. Particular attention from the Office of Equity should be paid to language access. | In Progress. The individual appointed to the DEI Officer role is anticipated to commence their duties on November 27, 2023. |
| Grant Assistance | Recommended by City Manager to access grant funds to support reimagining efforts and other programs. | In Progress. The city is currently engaged with California Consulting LLC. for grant writing support and coordinated efforts; FY 23 funding carryover request for AA0#1. |

| Health Housing and Community Services-led Deliverables | | |
|--|---|--|
| Deliverable | Recommendation | Status Update |
| (Phase I) SCU Implementation | Adopt the report, "City of Berkeley Specialized Care Unit Crisis Response Recommendations by Resource Development Associates" and implement the pilot Specialized Care Unit (SCU) | In Progress. Contract with Bonita House initiated; SCU continues to hire and train staff to build to 24/7 operations. |

| Police-led Deliverables | | |
|---|--|--|
| Deliverable | Recommendation | Status Update |
| (Phase I) Fair and Impartial Policing Implementation | Recommendation to implement and prioritize FIP and continue to support employee training and professional development. | In Progress. 13 of the 14 Task force recommendations have been implemented; BPD will continue to support and fulfill officer training needs through Fiscal Year 2025. |
| Wellness Funding | Continue to support employee health and wellness. | In Progress. Continued partnerships and efforts towards BPD Wellness Practices for officers are underway. |
| Staffing (CSO & Dispatcher) | Launch a pilot Community Services Officer unit using Police salary savings. Positions would be project based for two-years. Evaluate pilot after two-year period to align with the FY 25-26 Budget Process and determine the appropriate location of the CSO unit within a new Public Safety Department and the role for other non-sworn responders. | In Progress. Recruitment is underway, current applicants are being assessed for candidacy. |

STAFFING INVESTMENTS

| Public Works-led Deliverables | | |
|---|---|--|
| Deliverable | Recommendation | Status Update |
| Vision Zero Coordinator (Collision Analysis) | Approve a new Vision Zero staff position in Public Works' Division of Transportation to conduct collision analysis. This will promote the City's Vision Zero approach by boosting the City's capacity to analyze collision data collected by the Police Department. | In Progress. This position was successfully filled October 2023. The Associate Planner will continue to support and report out on Vision Zero as it relates to Reimagining efforts. |

CONSULTANT COSTS

| Public Works-led Deliverables | | |
|--------------------------------------|--|--|
| Deliverable | Recommendation | Status Update |
| (Phase I) BerkDOT Development | Continue BerkDOT process to plan for a civilian traffic enforcement unit, both by informing the content of state law changes to enable such a unit, and by developing two implementation plans: 1) if state law changes to accommodate, and 2) if state law does not change. | In Progress. Efforts related to BerkDOT design are in preliminary stages; funding deferred for AA0#1 review. |

| Health Housing and Community Services-led Deliverables | | |
|--|--|--|
| Deliverable | Recommendation | Status Update |
| Crisis Needs Assessment | Behavioral Health, Crisis Response, and Crisis-related Services Needs and Capacity Assessments | In Progress. Existing contract for SCU program evaluation is amended to add a scope of work for RDA to conduct the crisis needs assessment; work is underway. |

| Police-led Deliverables | | |
|----------------------------|--|---|
| Deliverable | Recommendation | Status Update |
| Staffing Assessment | Analysis of BPD Staffing and Beat Structure. | In Progress. Contract with Citygate for Staffing Assessment; preliminary stages of data collection underway. |

CONSULTANT COSTS

| City Manager’s Office-led Deliverables | | |
|--|--|---|
| Deliverable | Recommendation | Status Update |
| Transportation Fines/Fees | Review Municipal Code for proposed changes to increase equity and racial justice in City’s transportation fines and fees, and explore the civilianization of the municipal code. | To Be Initiated. This deliverable has yet to be implemented; funding deferred for AA0#1 review. |
| Department of Community Safety | Support an organizational design process to create an umbrella Department of Community Safety. | To Be Initiated. Efforts related to Department of Community Safety design are in preliminary stages; funding deferred for AA0#1 review. |

| Fire-led Deliverables | | |
|---|---|--|
| Deliverable | Recommendation | Status Update |
| (Phase I) Dispatch Needs Assessment (DNA) & Implementation | Consulting costs requested by City Manager to support continued analysis of prioritized dispatch and development of an implementation plan. | In Progress. Stage I of DNA is well underway, a second opinion will be initiated with an additional vendor. |

COMMUNITY INVESTMENTS

VIOLENCE PREVENTION

| Health Housing and Community Services-led Deliverables | | |
|--|--|--|
| Deliverable | Recommendation | Status Update |
| Violence Prevention and Youth Services | Community investments for violence prevention/services programs (McGee Ave. Baptist Church and Berkeley Youth Alternatives). | In Progress. Funds have been allocated to CBOs. |

| City Manager’s Office-led Deliverables | | |
|--|--|--|
| Deliverable | Recommendation | Status Update |
| (Phase I) Gun Violence Prevention (Ceasefire) Development | Fully implement the Ceasefire violence intervention program. | In Progress. Preliminary analysis of Gun Violence Prevention Programs complete; FY 23 funding carryover request for AA0#1. |

COMMUNITY INVESTMENTS

ALTERNATIVES TO SANCTIONS/FINES

| Public Works-led Deliverables | | |
|--|--|---|
| Deliverable | Recommendation | Status Update |
| Expand Downtown Streets Teams (DST) | Expand Downtown Streets Team (DST) as placement for <i>low-level violations</i> (e.g. vehicular camping/parking and sidewalk ordinance infractions). | In Progress. A contract with DST has been renewed and it has been expanded to cover additional areas; however, for the specific work to place low-level violators; funding deferred for AA0#1 review. |
| Alternatives to Sanctions/Fines Hearing Officer | Expand hearing officer resources in the City Manager’s Office to provide alternative referrals to community service and social services for <i>parking and other infractions</i> . | In Progress. Resources in Public Works have been expanded to support these efforts; alternatives to sanctions and fines to be initiated; funding deferred for AA0#1 review. |

COMMUNITY MENTAL HEALTH, BEHAVIORAL AND CRISIS RESPONSE

| Health Housing and Community Services-led Deliverables | | |
|--|---|---|
| Deliverable | Recommendation | Status Update |
| (Phase I) Community Crisis Response (CCR) Bridge Services | Implement the Community Crisis Response (CCR) services while Specialized Care Unit ramps up. | In Progress. Contracts with Alameda County Network of Mental Health Clients (Berkeley Drop-in Center), Options Recovery, and Women’s Daytime Drop-in Center renewed/amended. |
| Youth Peers Mental Health Response | Youth Peers Mental Health Response is retained as proposed by the Berkeley High School student-led plan for mental health services. | In Progress. Contract with BUSD initiated; wellness center work is underway with a soft launch of the new center in winter 2024. |

IMPROVE

PHASE 2 DELIVERABLES

COMMUNITY INVESTMENTS

RESPITE FROM GENDER VIOLENCE

Health Housing and Community Services-led Deliverables

| Deliverable | Recommendation | Status Update |
|-------------------------------------|--|---|
| Respite from Gender Violence | Provide services and housing leads for victims of gender violence. Request staff to work with county partners and CBOs to map the system, identify gaps, recommend how to fill them. | In Progress. Community Services Specialist II hired with preliminary steps of system mapping underway. |

LANGUAGE EQUITY

City Manager’s Office-led Deliverables

| Deliverable | Recommendation | Status Update |
|------------------------|---|---|
| Language Equity | Publish victim resources in plain language and in multiple languages. | To Be Initiated. Efforts related to Language Equity are in preliminary stages, the Assistant to the City Manager will partner with HHCS on implementation; FY 23 funding carryover request for AA0#1. |

Considerations

In the process of Reimagining Public Safety, Berkeley is faced with a series of interconnected challenges that could shape the trajectory, efficacy, and timeline of implementation. Understanding and addressing these considerations is imperative to ensure that efforts are not only transformative but also compliant, sustainable, and resilient to potential challenges.

Staffing Vacancies and Attrition

From 2018 to 2022, the City of Berkeley observed a concerning trend in attrition, with departures surpassing hires. According to the City Auditors report, by October 2022, the city of Berkeley's vacancy rate was 19%, ranking it as the second highest in the Bay Area (See [Companion Appendix U, pp. 3271-3275 for report](#)). This staffing challenge has had tangible impacts on service delivery, and poses significant challenges, especially as the City staff strive to successfully implement the Reimagining Public Safety initiative.

Reduced staffing has had a pronounced impact on various city services. Confronting these challenges, several departments have had to adjust operations and manage costs. Furthermore, attrition has led to substantial loss of institutional knowledge. With that said, in the city's continued progression toward the Reimagining Public Safety initiative, it is crucial to have a stable and committed workforce to drive these transformative changes. This approach is essential to align with the City Council's established timeframe, scope, and budgetary parameters. Ultimately, the staffing challenges in key departments may have ripple effects on the City of Berkeley's broader public safety objectives, emphasizing the interconnectedness of city services and the

urgency to address these staffing concerns holistically, such as through the Employer of Choice (EOC) initiative (See [Companion Appendix V, pp. 3328-3361 for EOC supporting documentation](#)).

Regulatory Compliance

As the City of Berkeley moves forward with its initiatives, particularly in developing the Berkeley Department of Transportation (BerksDOT), the City must adhere to regulatory frameworks.

- **Local Adherence:** Compliance with City of Berkeley's specific ordinances and by-laws is crucial. These local guidelines dictate the foundation and operation of city departments, ensuring that efforts remain consistent with established standards.
- **State-Level Conformity:** Navigating the intricacies of California's regulatory landscape is essential. For example while the [California SB-50 Bill](#), which supported civilian traffic enforcement, was not approved as of September 14, 2023, it serves as a significant legislative consideration. It is imperative that the City stay updated on these legislative developments and align, or adjust, our strategies accordingly to ensure legal compliance.
- **Federal Standards:** The City's initiatives must meet the expectations set by federal entities, including the United States Department of Transportation and related federal mandates in the realms of public safety and transportation. This ensures eligibility for federal grants and maintains the integrity of potential national partnerships.

We will rely on the City Attorney's Office to ensure that the initiatives associated with these efforts comply with federal, state, and local laws, regulations, and statutes.

Ongoing Funding

In the context of Reimagining Public Safety, it is important to underscore the fiscal parameters under which this effort is operating. The City of Berkeley has allocated budgetary support specifically for Fiscal Years 2023 and 2024, with the anticipation of supplying recommendations for the next budgetary cycle by May 2024 (See Companion Appendix C, pp. 2290-2298 and Appendix T, pp. 3259-3264).

- **Implementation Delays:** Due to delays in rolling out select deliverables, there is a potential challenge ahead. By the time budgetary recommendations are presented to the City Council in May 2024, some Reimagining-related initiatives may still be in the early stages of implementation. This early phase could complicate accurate evaluations of their financial implications and long-term feasibility.

- **Grant Funding:** While external grant funding is being pursued to execute some of the deliverables, the nature of such funding is inherently uncertain. Grants, whether from foundations or government sources, are highly competitive, often involving lengthy decision-making processes. As a result, and there is no guarantee of securing them for intended purposes.

Implementation Timeline

While the Reimagining Public Safety initiative has set ambitious goals, the full realization of these objectives and deliverables may span an extended timeframe. Estimations project a timeline of 3-5 years for the complete roll-out of all items. However, it is paramount to consider that legislative progress and other unforeseen factors could extend this period. Furthermore, regular analysis is vital to understand and ascertain the effectiveness of these implemented initiatives. To ensure accurate assessment, it is crucial to allow enough time for initiatives and measures to take effect. The timeline and phased approach presented, while informed and deliberate, should be viewed as a dynamic structure.

Next Steps

As the City advances efforts towards the Reimagining Public Safety initiative, continuing to strategically navigate evolving challenges such as staffing vacancies, legislative considerations, and budgetary constraints will remain a priority, with a proactive and solution-oriented approach. City leaders, in conjunction with Human Resources, are diligently working to address staffing concerns. Concurrently, the City Manager's Office and Public Works Department is engaged with relevant legislative entities to further the BerkDOT agenda. And lastly, the City staff and Council will make budgetary decisions during the AAO#1 (First Amendment Annual Appropriations Ordinance) process scheduled for mid-December. In this process, the City Council will consider re-appropriation of unspent Fiscal Year (FY) 2023 funds and deferred items into FY 24, informing the development of FY 25-26 Biennial Budget.

The City Manager's Office, alongside the departments spearheading this work, will plan to deliver the next progress update on Reimagining Public Safety by Spring 2024, which will provide further insights into both accomplishments and challenges. In line with these efforts, the City expects to continue to cultivate a community-centered approach as initiatives are designed, implemented, and assessed with principles of compassion, equity, and democracy at the forefront.



Priority Reimagining Public Safety Initiatives

This section offers a concise overview of Berkeley's work towards Reimagining Public Safety, highlighting key milestones and the city's commitment to creating an equitable and effective model for all residents.

Overview

Building upon the summaries outlined in the earlier sections for Phases I and II, this part of the report delves deeper, offering an expanded view of the City's ongoing endeavors. It will detail the unique challenges and considerations associated with each deliverable, laying out forthcoming steps and associated timelines. Further corroborative details can be found in the report's companion appendix.

As mentioned in the Executive Summary, while the City presses forward in efforts to reimagine public safety, it is pivotal to acknowledge certain roadblocks. Some initiatives have faced delays, primarily attributed to staffing constraints and temporary deferral of resources. It is the City's duty and responsibility to ensure transparency and clear communication regarding all facets of this initiative, including both achievements and challenges encountered.

It is vital to recognize that, while there are further milestones to attain, real change is a continuous process. The City of Berkeley remains deeply invested in this essential work and its impactful journey ahead. This work, grounded in community, is not just an obligation but a privilege, and it remains central to Berkeley's shared vision of a safer, more inclusive city.



STAFFING INVESTMENTS

REIMAGINING PUBLIC SAFETY PROJECT COORDINATOR

Department Lead: City Manager's Office

Status Update: *In Progress*

Overview:

The City recognized the need for dedicated leadership to support the multi-departmental responsibilities of the Reimagining Public Safety initiative. This requirement led to the creation of the role of Assistant to the City Manager as a Reimagining Public Safety Project Coordinator. Previously, such responsibilities were managed by the Deputy City Manager with support from a Management Analyst. Given the extensive scope of the initiative, this appointment became an essential need and priority. ***This position was successfully filled on August 21, 2023.***

Since assuming the position, the Assistant to the City Manager has engaged with pivotal departments including Police, Fire, Health Housing and Community Services, and Public Works. To streamline the reporting and documentation process, the Assistant to the City Manager has worked collaboratively with these departments to craft the Reimagining Public Safety Coordination Plan ([See Abbreviated Appendix D, pp. 2477-2485 for RPS Coordination Plan](#)). This plan serves as an essential roadmap, aiming to efficiently manage resources, bolster communication, and ensure methodical progress towards a new public safety paradigm.

Key Accomplishments and Next Steps:

| RPS Phase | Timeline | Milestone |
|------------------------|---|--|
| Phase 2 (2022-2024) | August 2023 | Assistant to the City Manager hired. |
| | September – November 2023 | Reimagining Public Safety Coordination plan created and a Reimagining Public Safety status report is underway. |
| | <i>Anticipated</i> December 2023 | Reimagining Public Safety presentation to the City Council (December 5, 2023). |
| | <i>Anticipated</i> Fall 2023 – ongoing | The Assistant to the City Manager, will continue to coordinate and offer support in project management facets of the initiative. |

Considerations:

- **Departmental Coordination and Alignment:** Given the multi-departmental involvement, there's a necessity to ensure seamless coordination among various departments such as Police, Fire, Health Housing and Community Services, and Public Works. With city-wide staffing shortages and competing priorities, proper resource management becomes critical to maintain

momentum and efficiency. With this in mind, achieving consistent alignment and understanding among the core departmental team leading this work is essential.

Ongoing Timelines:

- **Fall 2023 – ongoing:** The Assistant to the City Manager, in their capacity as the Reimagining Public Safety Project Coordinator, will continue to project manage and offer support in various facets of the initiative. Their role will be pivotal ensuring seamless progression and implementation of all endeavors associated with Reimagining Public Safety. They will continue to collaborate cross-departmentally to report back to the City Council with updates on the initiative's progress in Spring 2024.

DIVERSITY, EQUITY, AND INCLUSION (DEI) OFFICER

Department Lead: City Manager's Office

Status Update: *In Progress*

Overview:

Endorsed by the City Council, Reimagining Public Safety Task Force, the City Manager's Office championed the establishment of a DEI Officer position, as part of **Phase 2** implementation. Situated within the City Manager's Office, the DEI Officer will helm the Diversity, Equity, and Inclusion Division. The primary vision guiding the Diversity, Equity, and Inclusion Division is to centralize and embed equity and justice practices within the City's infrastructure. By adopting this approach, the City aspires to not only address present disparities but also to cultivate strong alliances with community organizations. The overarching goal is for City Departments to continue to evolve into entities that are both responsive and truly accountable to the diverse communities they serve.

The DEI Officer's responsibilities will encompass overseeing the division's multifaceted activities and operations, including but not limited to:

- **Strategic Development and Policy Administration:** Under the direction of the City Manager, the DEI Officer will lead the creation, planning, and deployment of the DEI Division's strategic objectives. Their responsibility will extend to crafting and endorsing policies and procedures, ensuring they resonate with the City's DEI vision and lay the groundwork for enduring, meaningful change. Central to this role will be the Officer's capability to harmonize divisional activities cross-departmentally, fostering a unified approach to city-wide training and professional advancement.
- **Inclusive Visionary Leadership:** The DEI Officer will be an integral part of promoting inclusivity within the City. Tasked with the responsibility to collaborate with City and community leadership, the Officer will help align diversity and inclusion initiatives with the City's broader objectives. They are expected to facilitate strategic planning in areas of diversity and inclusion and periodically engage in evaluations through surveys. The aim is to collaboratively develop and implement strategies that reflect the City's mission, vision, and goals, ensuring that Berkeley continues its commitment to being an inclusive and equitable community.

Key Accomplishments and Next Steps:

| RPS Phase | Timeline | Milestone |
|------------------------|--|--|
| Phase 2 (2022-2024) | Anticipated November 2023 | DEI Officer Hired. The individual appointed to the DEI Officer role is anticipated to commence their duties on November 27, 2023. |
| | Anticipated Fall 2023 – ongoing | Onboarding of DEI Officer and preliminary planning of DEI strategic plan. Hiring of DEI Administrative Assistant. Next steps would likely include onboarding and familiarization with the city's current DEI landscape and getting acquainted with the City's structure and key personnel in order to begin building a strategic DEI plan. |

Considerations:

- **Definition and Scope, and Sustainability:** Navigating the evolving landscape of DEI requires the city of Berkeley to maintain a clear, shared understanding of its significance. Ensuring that City's DEI vision remains aligned with evolving norms and values while planning for long-term sustainable impact. This overarching consideration encompasses understanding DEI, implementing initiatives, and working towards continuity.
- **Inter-departmental Collaboration and Resource Allocation:** Effective DEI integration hinges on seamless collaboration between various city departments. It is essential to strike a balance between promoting DEI principles and other citywide priorities, which can pose challenges in terms of communication, coordination, and the optimal allocation of resources.
- **Community Trust, Engagement, and Evaluation Metrics:** Building and retaining community trust is vital for the success of DEI efforts. This involves effective communication and the establishment of clear metrics to evaluate the effectiveness of DEI efforts and implementation.

Ongoing Timelines:

- **Fall 2023 – ongoing:** The individual appointed to the DEI Officer role is anticipated to commence their duties on November 27, 2023. The City Manager's Office anticipates next steps would likely include onboarding and familiarization with the city's current DEI landscape and getting acquainted with the City's structure and key personnel in order to begin building a strategic DEI plan and hiring the DEI Administrative Assistant to support this implementation.

GRANT ASSISTANCE

Department Lead: City Manager's Office

Status Update: *In Progress* (FY 23 carryover request to AAO#1)

Overview:

In **Phase 2** of the Reimagining Public Safety initiative, the City Council approved an allocation of \$100,000 for fiscal years 2023 and 2024. This funding aims to bolster the longevity and sustainability of the City's commitment to Reimagining Public Safety. In 2024, the City of Berkeley has engaged California Consulting, LLC to enhance grant application capabilities (See Companion Appendix R, pp. 3241-3244 for California Consulting Contract and Scope of Services). In the pursuit of a more comprehensive Reimagining Public Safety initiative, the City of Berkeley has turned its attention to opportunities that not only address immediate safety concerns but also contribute to the overall wellbeing and enhancement of community spaces.

Among the state and federal grants pursued, notable prospective state funders include the [Community Resilience Centers Program²](#) (CRC) and the CalTrans [Clean California Local Grant Program³](#). The CRC aims to fund facilities that serve as community safe havens during climate adversities, offering shelter and vital resources during challenges such as extreme heat or poor air quality events. The Clean California program is devised to channel funds into local communities, aiming to beautify and uplift local streets, tribal lands, parks, pathways and transit centers. Equally important, the Clean California program is committed to advancing equity, promoting public health, strengthening cultural connections, and enhancing community place making.

Significant Federal grant applications include the [PROTECT Discretionary Grant Program⁴](#) and [Reconnecting Communities and Neighborhoods \(RCN\) Program⁵](#). The PROTECT program's vision revolves around bolstering the resilience of transportation infrastructure against the impending climate crisis. The primary objective of the PROTECT program is not only to ensure resilient transportation infrastructure but also to promote equity by safeguarding disadvantaged communities, who often bear the brunt of natural hazards. The RCN program holds significant alignment with the Reimagining Public Safety objectives as one of its priorities. It emphasizes the advancement of disadvantaged communities, broadens access to essential services such as jobs, education, healthcare, food, and recreation, and underscores the importance of equitable development and community restoration. Additionally, a key focus is on bridging community divides by tackling transportation facilities that impede connectivity, ensuring that mobility, access, and economic development are unobstructed.

Unspent funds (\$100,000) from Fiscal Year 2023 have been requested for carryover to FY 2024 as part of AAO#1. The Assistant to the City Manager will collaborate cross-departmentally to pinpoint grant opportunities that align with objectives of the Reimagining Public Safety initiative.

² <https://sgc.ca.gov/programs/community-resilience-centers/>

³ <https://cleancalifornia.dot.ca.gov/local-grant-program>

⁴ grants.gov/search-results-detail/347585

⁵ <https://www.transportation.gov/grants/rcnprogram>

Key Accomplishments and Next Steps:

| RPS Phase | Timeline | Milestone |
|------------------------|--|--|
| Phase 2 (2022-2024) | Summer – Fall 2023 | Contract with California Consulting, LLC has been initiated. Seven grant applications were submitted under the direction of Parks, Recreation and Waterfront Department. |
| | <i>Anticipated</i> Winter 2023 – ongoing | The Reimagining Public Safety Project Coordinator will manage continued efforts in grant identification, application, and management. |

Considerations:

- Grant Alignment and Coordination:** Grants from state, federal, and local sources come with varied criteria. Balancing Berkeley’s Reimagining Public Safety goals with these diverse requirements demands precise tailoring of applications, ensuring both alignment with grant specifics and adherence to overarching Reimagining Public Safety objectives. In addition to this, inter-departmental collaboration introduces considerations for streamlined processes.

Ongoing Timelines:

- Fall 2023 – ongoing:** Unspent funds (\$100,000) from Fiscal Year 2023 have been requested for carryover to FY 2024 as part of AA0#1. The Assistant to the City Manager will collaborate cross-departmentally to pinpoint grant opportunities that align with objectives of the Reimagining Public Safety initiative.



SPECIALIZED CARE UNIT *IMPLEMENTATION*

Department Lead: Health, Housing and Community Services Department

Status Update: *In Progress*

Overview:

In part of the Mayor's [phased approach](#) to Reimagining Public Safety, **Phase I** work primarily focused on extensive community engagement and research to create recommendations for a Berkeley-specific crisis response model. To ensure that the design of the Specialized Care Unit (SCU) model was aligned with community expectations, Health, Housing, and Community Services created a Steering Committee that includes representatives from the Mental Health Commission, Berkeley Community Safety Coalition, and community service providers, as well as staff from the City's HHCS and the Fire Departments, to provide guidance on SCU design and implementation. In addition, the City contracted with Resource Development Associates (RDA), to conduct research on non-police crisis response models, lead the community engagement process with guidance from the Steering Committee, and make recommendations for a SCU model for Berkeley ([See Companion Appendix E, pp. 2487-2496 for RDA Contract](#)). RDA's final report includes 25 recommendations for implementing a successful Specialized Care Unit in Berkeley ([See Companion Appendix E, page pp. 2497-2701 for RDA reports](#)). The Steering Committee analyzed and further refined these recommendations, laying the groundwork to move forward with a SCU pilot program.

At the beginning of 2022, to bolster these initiatives, HHCS brought on board several key staff, including a Senior Management Analyst, dedicated to aiding the implementation of the SCU as well as the Community Crisis Response ("Bridge Services") programs. To support these Bridge Services, the City contracted with Options Recovery Services, Peer Wellness Collective (formerly Alameda County Network for Mental Health Clients), and Women's Daytime Drop-In Center to provide a variety of services for vulnerable community members who experience mental health and substance use crises. These programs helped to support the continued need for community crisis support while the City worked toward implementation of the Specialized Care Unit.

In December, 2022, after a competitive Request for Proposal process, Bonita House, Inc. was selected to be the Specialized Care Unit provider. ([See Companion Appendix F, pp. 2703-2785 for Bonita House/SCU Contract](#)). In 2023, Bonita House hired and trained initial SCU staff and worked collaboratively with the City and the SCU Steering Committee to ensure the program is implemented in alignment with the recommendations from RDA and Steering Committee. On September 5, 2023, the SCU began providing services to the Berkeley community and currently operates daily from 6 am to 4 pm. Bonita House continues to hire and train staff to ramp-up to full 24/7 operations.

The SCU pilot program is supported by grant funding from the American Rescue Plan Act, California Department of Health Care Services (Crisis Care Mobile Units program), and Mental Health Services Act funding. The full budget breakdown of the SCU contract can be found in [Companion Appendix F, pp. 2714-2717](#).

Key Accomplishments and Next Steps:

| RPS Phase | Timeline | Milestone |
|--------------------------------|---|---|
| Phase I (2020-2022) | December 2020 | SCU Steering Committee Formed. |
| | January 2021 | Contract with RDA for research, community-engagement, and SCU design. |
| | March 2022 | RDA Completes Report & Presents to Council. |
| | May 2022 | City Council informed of Reimagining Public Safety Framework for SCU design. |
| Phase 2 (2022-2024) | December 2022 | Contract with Bonita House for SCU Implementation. |
| | January 2023 – ongoing | SCU staff are hired and trained; Systems for implementation are developed. |
| | February 2023 – Ongoing | HHCS hosts Community Dialogues to provide updates on SCU development and implementation. Community listserv begins to provide program-specific updates. |
| | September 2023 | SCU soft launch begins; SCU team begins providing daily services from 6am to 4pm in mid-September. Outreach materials are distributed throughout the community. |
| | Anticipated October 2023 - ongoing | The SCU will continue to hire and train staff to build toward 24/7 operations. Additionally, HHCS and Bonita House have initiated conversations about using a MediCal billing model to contribute to longer term program costs. |

Considerations:

- **Scaling Up:** The SCU continues to operate in a ramp-up state as Bonita House continues to hire and train staff for the program. As staff are hired and trained, they can start providing services in the field. The SCU will continue to expand their hours, as staffing allows, to operate a 24/7 non-police response to mental health and substance use crises. The City of Berkeley continues to work on receiving City-purchased vehicles for SCU operations, which are currently being customized for SCU operations.
- **Grants and Long-term Funding:** As grant funding is of a limited-term nature, HHCS is actively pursuing additional funding opportunities to sustain and improve the SCU over time.

Ongoing Timeline:

- **Fall 2023 – ongoing:** The SCU will continue to hire and train staff to build toward 24/7 operations. Additionally, HHCS and Bonita House have started initial conversations about using a MediCal billing model to contribute to longer term program costs.

STAFFING POSITIONS (PILOT RPS COMMUNITY SERVICE OFFICERS & DISPATCHERS)

Department Lead: Police

Status Update: *In Progress*

Overview:

In part of the **Phase 2** implementation, funding was allocated for Fiscal Years 2023 and 2024 by City Council to introduce a temporary two-year pilot program of additional Community Service Officers and Public Safety Dispatchers. City Council directives included an evaluation of the pilot after the two-year period to align with the FY 25-26 Budget Process and determine the appropriate location of the CSO unit within a new Public Safety Department and the role for other non-sworn responders.

The Mayor and City Council approved the Recruiting and Retention Incentive Program (RRIP) for the Berkeley Police Department (BPD). The City has intensified recruitment efforts across the department to address staffing vacancies. These efforts include the approved RPS-designated positions: 8 Public Safety Dispatcher II, 1 Public Safety Dispatch Supervisor, 6 Community Service Officers (CSO), and 1 Community Service Officer Supervisor. The CSO positions are temporary and were budgeted for 3 years starting July 1, 2022. We are currently in the 3rd month of year 2, and any new hires must be told the position ends June 30, 2025. Previous candidates have declined the job offer because of the temporary status.

The Berkeley Police Department's recent Community Service Officer recruitment drive concluded on September 18, 2023 and saw a marked increase in interest attracting 138 CSO applicants – nearly double the previous year's count. The subsequent evaluation, involving written and physical tests, is scheduled for October 21, 2023. It is important to acknowledge that in previous evaluations, several candidates faced challenges in clearing one or both tests. Given the increased applicant pool this year, Berkeley PD remains optimistic about securing a larger number of qualified candidates.

Key Accomplishments and Next Steps:

| RPS Phase | Timeline | Milestone |
|------------------------|--|--|
| Phase 2 (2022-2024) | Summer – Fall 2022 | RPS funding allocation of approximated ~\$2.5 million for pilot program. BPD Recruitment Cycle commenced. |
| | July 2023 | Contract with Citygate for BPD Staffing Assessment. |
| | August 2023 | Recruiting and Retention Incentive Program. |
| | <i>Anticipated</i> Summer – Fall 2023 | BPD Recruitment Cycle. |
| | <i>Anticipated</i> October 2023 – ongoing | The Berkeley Police Department is on track to assess approximately 138 CSO applicants in the month of October. |

Ongoing Timeline:

- **October 2023 – ongoing:** The Berkeley Police Department is on track to assess approximately 138 applicants in the month of October and continue efforts to fill these vacancies in 2024, further enhancing BPD's capacity to serve the community.

FAIR AND IMPARTIAL POLICING

Department Lead: Police

Status Update: *In Progress*

Overview:

On February 23, 2021, during a City Council Special Meeting, the recommendations put forth by the Mayor's Fair and Impartial Policing (FIP) Taskforce were directed to the Berkeley Police Department for implementation. Berkeley PD provides quarterly updates to City Council, and has completed 13 of the 14 recommendations to date. These FIP recommendations were introduced during **Phase 1** of the Mayor's strategy for Reimagining Public Safety. The Berkeley Police Department has subsequently facilitated a series of FIP-dedicated training sessions, emphasizing key fair and impartial policing tenets. As Berkeley PD continues to advance the recommendations of the Fair and Impartial Policing Task Force, additional Tier 1 funding of \$100,000 was approved for Fiscal Years 2023 and 2024 for specialized FIP training for Berkeley police officers. This enactment is a part of **Phase 2** in the Mayor's [phased approach](#).

Berkeley PD FIP training also includes Crisis Intervention Team (CIT), LGBTQ, [Racial Profiling and Bias](#)⁶ training offered through the [California Commission on Peace Officer Standards and Training \(POST\)](#)⁷. Furthermore, BPD has mandated the KIND Policing Education Incentive in the newest 2023 – 2025 [Berkeley Police Association MOU](#) with the city ([See Companion Appendix H, pp. 2799-2801](#)). The KIND Policing Educational Incentive is a first-of-its-kind initiative that promotes the City's policing values while ensuring the availability of robust training for sworn members of BPD in effective policing that is rooted in procedural justice and impartiality, community-oriented, and culturally competent.

Berkeley PD believe these efforts will enable the Department to better serve the community and ensure public safety for all. The Berkeley Police Department will continue to work closely with the City Council and other stakeholders to develop and implement strategies that are effective, equitable, and just. Berkeley PD remains committed to promoting fair and impartial policing practices and fostering trust and mutual respect between the police and the community we serve.

Key Accomplishments and Next Steps:

| RPS Phase | Timeline | Milestone |
|------------------------|---------------------------|--|
| Phase I (2020-2022) | June 2020 – March 2021 | Community Process for FIP Recommendations <i>Development</i> convened. |
| | February 2021 | Mayor and the City Council pass FIP Recommendations |
| | August 2021 – ongoing | Berkeley Police has implemented ongoing fair and impartial trainings for its officers. |


⁶ <https://catalog.post.ca.gov/SearchResult.aspx?category=Mandates&MAC=9jfKTyI2dmPZ5m6b632T9DV8U5Q>

⁷ <https://post.ca.gov/>

| RPS Phase | Timeline | Milestone |
|------------------------|--|--|
| Phase 2 (2022-2024) | July 2022 – ongoing | Continued training inclusive of FIP tenets. |
| | August 2023 | The KIND Policing Educational Incentive is a first-of-its-kind initiative that promotes the City’s policing values while ensuring the availability of robust training for sworn members of the Berkeley Police Department in effective policing that is rooted in procedural justice and impartiality, community-oriented, and culturally competent. |
| | October 2023 – ongoing | The Chief of Police submitted an “ Update on the Implementation of Fair and Impartial Policing Task Force Recommendations ” October 3 2023. Thirteen of the fourteen Task Force recommendations have been implemented and we remain committed to upholding and sustaining these measures (See Companion Appendix G, pp. 2787-2797). |
| | Anticipated October 2023 – ongoing | BPD will continue to support and fulfill officer training needs through Fiscal Year 2025. We will have various related CIT, LGBTQ, Bias/Profiling, and FIP-styled training planned for 2024. |

Ongoing Timeline:

- October 2023 – ongoing.** The Berkeley Police Department will continue to fulfill officer training needs through Fiscal Year 2025. Berkeley PD will have various related CIT, LGBTQ, Bias/Profiling, and FIP-styled training planned for 2024.



WELLNESS PRACTICES (CRITICAL INCIDENT STRESS, PEER SUPPORT TEAM, AND EMERGING WELLNESS NEEDS)

Department Lead: Police

Status Update: *In Progress*

Overview:

The Berkeley Police Department has built out a suite of wellness and mental health services for staff as outlined in the key accomplishments section. In part of the Reimagining Public Safety Phase 2 directives, the department has utilized the allocated \$50,000 Reimagining Public Safety funds for Crisis Intervention and Critical Incident Stress Management Services. Acknowledging that physical health is intertwined with mental well-being, improvements have been made to BPD's gym facilities, both at the Public Safety Building and the substation. For those officers in need of specialized support, Berkeley PD provided access to an immersive group therapy program designed to provide employees with the ability to recover from traumatic incidents with resilience. In addition to these wellness efforts, we're on the brink of launching a mobile application designed to provide anonymous access to a vast array of health and wellness resources.

Key Accomplishments and Next Steps:

| RPS Phase | Timeline | Milestone |
|------------------------|---|--|
| Phase 2 (2022-2024) | July 2022 – June 2023 | FY 2023 Wellness Efforts Include: <ul style="list-style-type: none"> Contracted with a local first responder-specific counseling group, Public Safety Family Counseling Group (PSFCG). International Critical Incident Stress Foundation training in Assisting Individuals in Crisis and Group Crisis Intervention⁸. Gym Updates Access to immersive group therapy |
| | July 2023 – ongoing | FY 2024 Wellness Efforts Include: <ul style="list-style-type: none"> O2X Partnership⁹ First Responder Wellness Apps & Resources |
| | Anticipated October 2023 – ongoing | Continued partnerships and efforts towards BPD Wellness Practices for officers. |

Ongoing Timeline:

- October 2023 – ongoing.** The Berkeley Police Department will continue to work with PSFCG to utilize Crisis Intervention and Critical Incident Stress Management Services for the officers through Fiscal Year 2026, in addition to continued wellness offerings. Berkeley PD will have various related CIT, LGBTQ, Bias/Profiling, and FIP styled training planned for 2024.

⁸ <https://icisf.org/individual-crisis-intervention-and-peer-support-group-crisis-intervention/>

⁹ <https://www.o2x.com/>

VISION ZERO PROGRAM COORDINATOR

Department Lead: Public Works Department

Status Update: *In Progress*

Overview:

The Public Works department have successfully hired a Vision Zero Program Coordinator (Associate Planner) in October 2023. This position supports the work of the Vision Zero Program Manager (Senior Planner) which is currently vacant. In line with the eleven high priority action items identified in the [Vision Zero Action Plan](#), the Associate Planner will be supporting with the implementation of the programmatic and capital project delivery elements of Vision Zero. Three of the eleven high priority action items include collision analysis as described in the Reimagining Public Safety initiative. Note the latest [Vision Zero Annual Report](#) (2021-2022) (See [Companion Appendix I, pp. 2803-2886 for Vision Zero Action Plan and Vision Zero Annual Report](#)). Some of the current program priorities include: supporting the delivery of grant-funded capital traffic safety capital projects on Vision Zero High Injury Streets; reconvening the Vision Zero Coordinating Committee; restarting development and implementation of a Rapid Response program, including: supporting the City's interdepartmental Rapid Response team in understanding the reasons for traffic crashes and restarting development and implementation of a Quick Build program to be able to respond through appropriate traffic safety countermeasures; conducting the three-year update of the Vision Zero Action Plan; and resuming Vision Zero Annual Reports.

Key Accomplishments and Next Steps:


| RPS Phase | Timeline | Milestone |
|------------------------|---|---|
| Phase 2 (2022-2024) | October 2023 | Vision Zero Program Coordinator (Associate Planner) Hired. |
| | <i>Anticipated</i> January 2024 – ongoing | In line with the 11 high priority action items identified in key priorities of the Vision Zero Action Plan, the Associate Planner will be supporting the implementation of the programmatic and capital project delivery elements of Vision Zero. Three of the eleven high priority action items include collision analysis as described in the Reimagining Public Safety initiative. |

Considerations:

- **Staffing Vacancies.** The City Manager issued three Off-Agenda memos, [November 2022](#), [December 2022](#), and [October 2023](#), respectively, to update the City Council on the Public Work's Transportation Division's staffing and work priorities (See [Companion Appendix J, pp. 2888-2900 for Staffing Memos](#)).
 - While the Vision Zero Program Coordinator (Associate Planner) has been hired, the Vision Zero Program Manager (Senior Planner) position is currently vacant following the promotion of the former Senior Planner to Principal Planner in August 2023. Public Works is preparing to kick off the recruitment for this position.

Next Steps & Timelines:

- **January 2024 – ongoing:** In 2024, the Vision Zero program anticipates restarting the Vision Zero Coordinating Committee meetings; initiating the three-year update to the Vision Zero Action Plan; restarting the development of the Rapid Response and Quick Build Programs; continuing to support major grant-funded capital projects on Vision Zero High Injury Streets, such as Southside Complete Streets, Sacramento St Pedestrian Crossing Safety Improvements, and the Alameda County Transportation Commission San Pablo Avenue Corridor Projects. Progress on Vision Zero high priority projects and programs in 2024 will depend on hiring a new Vision Zero Program Manager (Senior Planner).



CONSULTANT COSTS

BERKELEY DEPARTMENT OF TRANSPORTATION (BERKDOT) DEVELOPMENT

Department Lead: Public Works Department

Status Update: *In Progress* (funding deferred to AAO#1)

Overview:

In the structured approach to the Reimagining Public Safety initiative, **Phase 1** played an instrumental role in laying the groundwork for BerkDOT. This phase focused on [preliminary design and development](#), underpinned by robust stakeholder engagement (See [Companion Appendix B, pp. 1899-2285 for Off-Agenda Memos](#)). Central to the vision of BerkDOT is the consolidation of all transportation-related functions in the city into a single entity. This department would be responsible for diverse areas, from traffic management and road maintenance to school crossing guards. Additionally, an embedded racial justice lens in BerkDOT's mandate ensures that transportation policies, programs, and infrastructure actively address racial disparities. By doing so, the City aims to create transportation environments that reduce burdens historically placed on communities of color, ensuring streets where all residents feel secure and included.

The City approved a Tier 1: Reimagining Public Safety budget allocation of \$300,000 for Fiscal Year 2023 with the objective of propelling BerkDOT's implementation forward. This budget allocation, which is central to **Phase 2**, will also support research for a forthcoming "white paper" and potential advocacy for state legislation.

Below outlines five core deliverables *related* to early implementation of BerkDOT:

1. Continue legislative advocacy for changes in state law to grant cities the authority for non-sworn civilian traffic enforcement, and automated enforcement for speeding/red lights.
2. Transition crossing guards from the Police Department to Public Works' Division of Transportation.
3. Strategize for a Civilian Traffic Enforcement Unit, pending legislative changes.
4. Review Berkeley Municipal Code for proposed changes to increase equity and racial justice in the City's existing transportation fines and fees.
5. Develop a roadmap for establishing a standalone Berkeley Department of Transportation.

While the Public Works Department successfully transitioned crossing guards, progress in other sectors have been slow, especially concerning legislative matters. For instance, the [California SB-50 Bill](#)¹⁰ supporting civilian traffic enforcement was declined on September 14, 2023. Additionally, since Berkeley

¹⁰ https://leginfo.ca.gov/faces/billTextClient.xhtml?bill_id=202320240SB50

CONSULTANT COSTS

is not included in the Assembly Bill 645 ([AB-645¹¹](#)), introducing a Speed Safety System Pilot Program locally would require separate legislation.

Other challenges include the Public Works Department's significant staffing issues. The Berkeley Public Works Department, central in BerkDOT's, faced significant staffing challenges. The City Manager issued Off-Agenda memos in [November](#) and [December](#) of 2022, and again in [October 2023](#) (See [Companion Appendix J, pp. 2888-2900 for Staffing Memos](#)). These memos informed the City Council on the department's staffing challenges and their implications for ongoing projects, highlighting that several initiatives led by Public Works, including BerkDOT's evolution, had been temporarily halted. This pause was later addressed at the Berkeley Budget & Finance Committee on June 22, 2023 and at the June 27, 2023 City Council session. Notably, several Reimagining Tier I requests have been referred to the December 2023 Annual Appropriations Ordinance #1 process (See [Companion Appendix K, pp. 2902-2997 for Budget & Finance Committee Annotated Agenda and June 2023 Item 53 Council Supplemental Item](#)).

As of this report's submission, movement related to this deliverable has yet to be initiated. The Public Works Department anticipates exploring next steps towards fulfilling this deliverable, once a decision around funding has been finalized at the AAO #1 meeting. Should the allocation be returned, Public Works' proactive response plan will be to launch a comprehensive Request for Proposal (RFP) process to bring aboard a third party with a proven track record in urban transportation to assess preliminary research, bridge any existing gaps, and devise an actionable BerkDOT implementation plan.

Key Accomplishments and Next Steps:

| RPS Phase | Timeline | Milestone |
|------------------------|---|--|
| Phase 1 (2020-2022) | June 2020 – ongoing | Community Process for BerkDOT Development |
| | Fall 2022 | Crossing guards transitioned from the Police to Public Works' Division of Transportation. |
| | November 2022 – ongoing | Public Works staffing vacancies memos issued to City Council and community. |
| Phase 2 (2022-2024) | June 2023 | City Council referred several Reimagining Tier I requests to the December 2023 Annual Appropriations Ordinance #1 process. |
| | <i>Anticipated</i> November 2023 – ongoing | Public Works anticipates exploring next steps towards fulfilling this deliverable, once a decision around funding has been made at the AAO#1 meeting. Next Steps would include a possible RFP process for BerkDOT implementation planning. |

Considerations:

- Regulatory Compliance:** BerkDOT must strictly adhere to local, state and federal transportation regulations. This includes not just road and transit roles, but also any pertaining to pedestrian zones, bike lanes, and other urban transportation forms. Ensuring compliance will prevent potential legal complications and foster smoother collaboration and state federal agencies.

¹¹ https://leginfo.legislature.ca.gov/faces/billNavClient.xhtml?bill_id=202320240AB645

- **Budgetary Limitations:** The BerkDOT's budget is currently deferred. This situation necessitates providing essential project and operations within existing resources. The City must explore innovative solutions and consider alternative funding avenues, such as grants or strategic partnerships.
- **Staffing:** The Public Works Department is currently facing a staffing shortage, which affects its capacity to meet all operational demands. The Department is actively recruiting to fill vacancies. It is important to note that with limited personnel, there are competing priorities to manage.

Ongoing Timeline:

- **Fall 2023 – ongoing:** As of this report's submission, movement related to this deliverable has yet to be initiated. The Public Works Department anticipates exploring next steps towards fulfilling this deliverable, once a decision around funding has been finalized at the AAO #1 meeting. Should the allocation be returned, Public Works' proactive response plan will be to launch a comprehensive Request for Proposal (RFP) process to bring aboard a third party with a proven track record in urban transportation to assess preliminary research, bridge any existing gaps, and devise an actionable BerkDOT implementation plan.

BEHAVIORAL HEALTH, CRISIS RESPONSE, AND CRISIS-RELATED SERVICES NEEDS AND CAPACITY ASSESSMENTS

Department Lead: Health, Housing and Community Services Department

Status Update: *In Progress*

Overview:

In **Phase 2**, the City of Berkeley allocated \$100,000 in Fiscal Year 2023 for a service needs assessment based on 911 and non-911 calls for service, dispatch, and response to address the needs of Berkeley people with behavioral health issues and/or who are unhoused. This needs assessment should be conducted using computer-aided dispatch (CAD) or other data from the Berkeley Communications Center, other dispatch agencies, BPD, BFD, and any other relevant data during the COVID-19 pandemic from at least March 2020 through the present. In addition to this service assessment, the recommendation also includes a capacity assessment of crisis response and crisis-related services available to Berkeley.

In May 2023, the City Council authorized the City Manager to add a portion of this funding to an existing contract with Resource Development Associates (RDA) to support a CAD data analysis to better inform the implementation and evaluation of the Specialized Care Unit (SCU) ([See Companion Appendix E, pp. 2487-2496 for RDA Contract](#)).

Analyzing the CAD data will help inform future SCU and crisis system operations by gaining a better understanding of the types of calls that could apply to behavioral health crises. Components of this CAD data analysis and follow-up recommendations, as it applies to current program operations will be incorporated into the broader SCU evaluation, and provided to the City throughout the SCU pilot.

CONSULTANT COSTS

In addition to the RDA contract to analyze 911 call data, HHCS recently hired a Community Services Specialist II (CSSII) who is focused on analyzing care support systems in the City of Berkeley and Alameda County, including crisis response and crisis-related services. This CSSII will focus on conducting the capacity assessment to determine what exists and system gaps with respect to the SCU, respite, and sobering centers. This work will continue throughout the calendar year and into early 2024.

Key Accomplishments and Next Steps:

| RPS Phase | Timeline | Milestone |
|------------------------|---|--|
| Phase 2 (2022-2024) | June 2023 | Existing contract for SCU program evaluation is amended to add a scope of work for RDA to conduct the crisis needs assessment. |
| | June 2023 – August 2023 | Crisis needs assessment for 911 call planning begins with initial data scoping. |
| | August 2023 – ongoing | Data analysis of Computer Aided Dispatch (CAD) calls begins with City of Berkeley stakeholders. |
| | August 2023 | HHCS hired a Community Services Specialist II to analyze crisis response and related systems, specifically including crisis stabilization. |
| | <i>Anticipated</i> Ongoing – December 2023 | Data collection and systems planning. |
| | <i>Anticipated</i> December 2023 – ongoing | Reporting. These projects continue to be ongoing through the rest of 2023. HHCS expects to receive initial results of the analysis of the 911 call data and crisis systems by the beginning of next year |

Considerations:

- **Expanding Data Analysis & Dynamic Needs:** As the project progresses, there might be a recognition of new data sets essential for comprehensive analysis.
- **Partner Coordination & Feedback:** With multiple partners involved, there will be extensive coordination to ensure that all information is gathered to inform these analyses.
- **Policy Awareness:** Staying updated with relevant behavioral health policies and regulations will be key to ensure project success and compliance.

Ongoing Timeline:

- **Fall 2023 – ongoing:** These projects continue to be ongoing through the rest of 2023. HHCS expects to receive initial results of the analysis of the 911 call data and crisis systems by the beginning of next year.

STAFFING ASSESSMENT

Department Lead: Police

Status Update: *In Progress*

Overview:


As part of ongoing efforts in the Reimagining Public Safety **Phase 2** recommendations, the Berkeley Police Department has contracted with [Citygate Associates](#) to undertake a thorough study of the Berkeley Police Department (See Companion Appendix L, pp. 2999-3006 for Contract and Scope of Services). This comprehensive study aims to evaluate the Department’s organizational structure, resource allocation, and geographical patrol boundaries. Citygate will also recommend organizational improvements to enhance overall service to the community with consideration given to the morale and well-being of police staff.

Key Accomplishments and Next Steps:

| RPS Phase | Timeline | Milestone |
|---------------------|---|---|
| Phase 2 (2022-2024) | July 2023 | The Berkeley Police Department has successfully engaged with Citygate Associates for a comprehensive staffing assessment and workload study. Citygate’s workload study will take approximately nine months and consists of 6 key tasks outlined in the contract. RPS funding allocation of \$125,000 for FY 2024. |
| | August 2023 – ongoing | Citygate Staffing Assessment Tasks 1 & 2. |
| | <i>Anticipated</i> October 2023 – November 2023 | Stakeholder Interviews and Community Survey. |
| | <i>Anticipated</i> November 2023 – December 2023 | Review of Organizational Functions and Workload. |

Ongoing Timeline:

- October 2023 – ongoing.** Citygate’s workload study will take approximately nine months and consists of 6 key tasks outlined in the contract. The Berkeley Police Department anticipates providing updates during the next Reimagining



Public Safety status report out.

TRANSPORTATION FINES & FEES ANALYSIS

Department Lead: City Manager's Office

Status Update: *To Be Initiated* (funding deferred to AAO#1)

Overview:

As a **Phase 2** item in the Reimagining Public Safety initiative, \$150,000 was allocated by the City Council for Fiscal Year 2023 to review the City of Berkeley's Municipal Code for proposed changes to increase equity and racial justice in City's transportation fines and fees, and explore the civilianization of enforcement of various Municipal Code violations (See Companion Appendix T, pp. 3259-3264).

As previously mentioned, several Reimagining Public Safety deliverables, have yet to be initiated. Additionally, at the City Council's Budget & Finance Committee meeting on June 22, 2023 and June 27, 2023 City Council session, several Reimagining Tier I requests were deferred to the December 2023 Annual Appropriations Ordinance #1 process (See Companion Appendix K, pp. 2902-2997 for Budget & Finance Committee Annotated Agenda and June 2023 Item 53 Council Supplemental Item). The City Manager's Office anticipates exploring next steps towards fulfilling this deliverable once a decision around funding has been finalized at the AAO #1 meeting.

Key Accomplishments and Next Steps:

| RPS Phase | Timeline | Milestone |
|------------------------|--|--|
| Phase 2 (2022-2024) | June 2023 | City Council referred several Reimagining Tier I requests to the December 2023 Annual Appropriations Ordinance #1 process. |
| | <i>Anticipated</i> October 2023 – ongoing | The City Manager's Office anticipates exploring next steps towards fulfilling this deliverable, once a decision around funding has been made at the AAO#1 meeting. |

Ongoing Timeline:

- **Fall 2023 – ongoing:** As of this report's submission, this deliverable has yet to be initiated. The City Manager's Office anticipates exploring next steps towards fulfilling this deliverable, once a decision around funding has been finalized at the AAO #1 meeting.

DEPARTMENT OF COMMUNITY SAFETY DESIGN AND IMPLEMENTATION

Department Lead: City Manager’s Office

Status Update: **To Be Initiated** (funding deferred to AAO#1)

Overview:

As a **Phase 2** item in the Reimagining Public Safety initiative, \$250,000 was allocated for Fiscal Year 2024 to support a design process for the creation of a Department of Community Safety (See Companion Appendix T, pp. 3259-3264).

As previously mentioned, several Reimagining Public Safety deliverables, have yet to be initiated. Additionally, at the City Council’s Budget & Finance Committee meeting on June 22, 2023 and June 27, 2023 City Council session, several Reimagining Tier I requests were deferred to the December 2023 Annual Appropriations Ordinance #1 process (See Companion Appendix K, pp. 2902-2997 for Budget & Finance Committee Annotated Agenda and June 2023 Item 53 Council Supplemental Item). The City Manager’s Office anticipates exploring next steps towards fulfilling this deliverable once a decision around funding has been finalized at the AAO #1 meeting.

Key Accomplishments and Next Steps:

| RPS Phase | Timeline | Milestone |
|------------------------|--|--|
| Phase 2 (2022-2024) | June 2023 | Council referred several Reimagining Tier I requests to the December 2023 Annual Appropriations Ordinance #1 process. |
| | Anticipated October 2023 – ongoing | The City Manager’s Office anticipates exploring next steps towards fulfilling this deliverable, once a decision around funding has been made at the AAO#1 meeting. |

Ongoing Timeline:

- **Fall 2023 – ongoing:** As of this report’s submission, this deliverable has yet to be initiated. The City Manager’s Office anticipates exploring next steps towards fulfilling this deliverable, once a decision around funding has been finalized at the AAO #1 meeting.



DISPATCH ASSESSMENT & IMPLEMENTATION

Department Lead: Fire Department

Status Update: *In Progress*

Overview:

The City's Dispatch center is the hub of both police, fire and emergency medical services (EMS) for the community. When a resident call 911 for help, there is a simple expectation that person has: that the right responders arrive on scene to provide help quickly. What happens behind the scenes is a complex process that is similar to that of an air traffic control center. Dispatchers receive calls for help via 911 or a ten-digit phone number, they ask questions to clarify the need, collect critical information and enter information into a Computer Aided Dispatch (CAD) system, alert the right resource(s), coordinate the response to the call, all the while maintaining awareness of the system status.

With this project, the Berkeley Fire Department's goal is to enhance the City's Dispatch center to allow for the systematic triage of emergency calls, to provide pre-arrival emergency medical instructions to callers, and to create the opportunity to send alternate resources like an alternative mobile health unit (similar to the Fire Departments Mobile Integrated Paramedic unit deployed early in the Pandemic) or the Specialized Care Unit (SCU). To meet these modern fire and EMS capabilities, as seen in most other centers in the region including the Contra Costa Regional Fire Communications Center, the Alameda County Regional Emergency Communications Center, and the San Francisco Emergency Communications Department, a substantial initial and on-going investment may be required.

In part of the Mayor's [phased approach](#) to Reimagining Public Safety, **Phase 1** work primarily focused on [preliminary development and stakeholder engagement](#) of the Dispatch Needs Assessment (DNA) design prior to soliciting a formal (See Companion Appendix B, pp. 1899-2285 for City Manager's Reimagining Public Safety Off-Agenda Memos). As we advanced efforts towards Dispatch Needs Assessment and Redesign, additional funding was approved for Fiscal Year 2023 for DNA efforts, this enactment is a part of **Phase 2** in the Mayor's three-tiered approach.


Leading into **Phase 2** of the Reimagining Public Safety initiative, the Berkeley Fire Department [contracted](#) with [Federal Engineering, Inc.](#) (FE) to conduct a Dispatch Needs Assessment (DNA). The results of the completed scope of work is detailed in the high-level implementation plan (See Companion Appendix M, pp. 3009-3014 for FE Contract and High Level Implementation Plan). The recommendations included a staffing model, facility improvements, advanced training and protocols required to support call triaging for alternative response models, and the implementation of emergency medical dispatch.

Due to the significance of the recommendations from FE and following extensive discussions with stakeholders from dispatch, the City Manager's Office, the fire department, and the police department, staff is seeking a second opinion from other industry experts in the field before bringing the full report to City Council and advancing to the next phase of the DNA (implementation of the plan). The scope and lasting impacts of implementation of the DNA recommendations is so significant, it is imperative

CONSULTANT COSTS

that the team exercises due diligence. By soliciting a second opinion, staff aim to ensure that the report and subsequent recommendations to the City Council are anchored in best practices, are pragmatic, fiscally responsible, and represent a comprehensive understanding of the challenges and requirements of this industry. This careful approach underscores the Berkeley Fire Department's commitment to the highest standards of professional and strategic implementation.

The cost of the second opinion is not expected to exceed \$20,000 and will be paid by Measure FF funds. Contract initiation and reassessment will conclude in Spring 2024. Within this timeframe, the core objective is to undertake a comprehensive reassessment of the current and proposed staffing model. The reassessment will utilize the most recent call data, as the FE report is now a year old. It is important to contextualize that the data, influenced by the unprecedented challenges of the COVID-19 Pandemic, may not represent typical patterns. The final output will encompass a plan for strategic implementation of the derived recommendations. Upon the completion of the second opinion, Fire Department staff anticipates engaging with City leadership to shape and inform next steps. The findings from this review will be presented to the appropriate stakeholder groups and the Council in 2024. The total contract for the Dispatch Needs Assessment and Implementation Plan is \$300,000. In addition to City allocation (\$200,000) the initial assessment was funded by HHCS grants (approximately \$100,000).



Key Accomplishments and Next Steps:


| RPS Phase | Timeline | Milestone |
|------------------------|--|---|
| Phase I (2020-2022) | February 2021 – December 2021 | RFP Process Executed. |
| | January 2021 – October 2022 | Federal Engineering Conducts Assessment. The scope of work for this project examined existing dispatch capabilities and the City's goals to develop a gap analysis and path forward on how to triage calls, divert non-emergency calls—including mental health calls—to appropriate resources, and implement the delivery of emergency medical instructions to callers. |
| Phase 2 (2022-2024) | November 2022 – May 2023 | The Federal Engineering Report on Priority Dispatch was presented to key stakeholders and discussed internally. |
| | July 2023 – October 2023 | Development of Second Opinion Scope and Vendor Selection |
| | <i>Anticipated</i> Fall 2023 | A budget of \$20,000 from Measure FF funds is allocated for a second opinion, set to begin in November for a three-month duration. This review will re-evaluate our staffing model using the latest call data, considering the anomalies from the COVID-19 impacted years. The outcome will provide strategic recommendations for implementation. |
| | <i>Anticipated</i> Winter/Spring 2024 | Second opinion report complete. |
| | <i>Anticipated</i> Winter/Spring 2024 | Discussion with City project stakeholders of FE's report and the second opinion to determine next steps for the DNA. |

Considerations:

- **Staffing.** Through FY23 the Fire Department experienced significant and ongoing recruitment and hiring challenges resulting from the global pandemic, the Office of the Fire Chief (the Department) has struggled to fulfill community needs through day-to-day operations, strategic planning efforts, and project and program management. The most significant challenges surround overseeing operational and programmatic priorities due to short staffing. The Department is working diligently to reorganize its operations to support current and future staff and staffing needs.
- **Facilities Space.** One of the primary challenges and considerations that may inhibit implementation of Stage II of the Dispatch Needs Assessment is securing an appropriate facility space for the center. There is not enough space in the Public Safety Building before the Fire Department moves to an independent headquarters facility. Identifying and obtaining the appropriate amount of space to house dispatcher workstations is vital for the successful rollout and operation of the project. Ensuring the space meets the specific requirements and standards, both in terms of functionality and accessibility, is paramount and current configuration of the Public Safety Building will need to be adjusted to accommodate a modern and expanded dispatch center.
- **Budget.** Stage I of this project was paid for with HHCS grant funds and the second opinion and planning for implementation is funded by Measure FF. Additional funding for implementation of any/all recommendations will need to be approved and appropriated by the City Council.

Ongoing Timeline:

- **Fall 2023 – ongoing:** A budget of \$20,000 from Measure FF funds is allocated for a second opinion, set to begin in late Fall 2023. This review will re-evaluate Fire’s staffing model using the latest call data, considering the anomalies from the COVID-19 impacted years. The outcome will provide strategic recommendations for implementation.



COMMUNITY INVESTMENTS

VIOLENCE PREVENTION

VIOLENCE PREVENTION AND YOUTH SERVICES

Department Lead: Health, Housing and Community Services Department

Status Update: *In Progress*

Overview:

In **Phase 2** of the initiative to Reimagine Public Safety, emphasis was placed on community investments. Two prominent Community-Based Organizations (CBOs), namely [McGee Avenue¹²](#) Baptist Church Center for Food, Faith, and Justice and [Berkeley Youth Alternatives¹³](#) were identified and selected to receive funds. These allocations are instrumental in bolstering collective efforts to reshape and enhance the dynamics of Berkeley’s community. For Fiscal Years 2023 and 2024, \$50,000 has been designated to support the “Voices Against Violence” series by the McGee Avenue Baptist Church. Additionally, Berkeley Youth Alternatives has been allocated \$160,000, of which, \$125,000 is dedicated to their [Counseling Center¹⁴](#) and the remaining \$35,000 is designated for the Summer Jam Day Camp.

Center for Food, Faith. In the City’s ongoing efforts to enhance community safety and enrichment, the McGee Avenue Baptist Church was granted funding of \$50,000 to support with their “Voices Against Violence” youth campaign.

Berkeley Youth Alternatives. BYA, another pillar in the community, has been awarded \$160,000. A substantial portion, \$125,000 is dedicated to fortifying their counseling center, which plays a crucial role in providing support to many. The remaining \$35,000 is allocated to ensure successful continuation of their Summer Jam Day Camp.

Key Accomplishments and Next Steps:

| RPS Phase | Timeline | Milestone |
|------------------------|---|---|
| Phase 2 (2022-2024) | July 2022- June 2023 | Funds allocated to CBOs |
| | <i>Anticipated</i> Fall 2023 – June 2024 | Funds continued allocation to CBOs through FY 24. |

Ongoing Timeline:

- **Fall 2023 – June 2024:** The City will continue to allocate funds to McGee Avenue Baptist Church and Berkeley Youth Alternatives corresponding to their programmatic expenditures through the end of Fiscal Year 2024, which ends on June 30, 2024.

¹² <https://www.cffj.org/programs-services>

¹³ <https://www.byaonline.org/>

¹⁴ <https://www.byaonline.org/programs/counseling-center/counseling-center>

GUN VIOLENCE PREVENTION (BERKELEY CEASEFIRE)

Department Lead: City Manager's Office

Status Update: *In Progress* (FY 23 carryover request to AAO#1)

Overview:

As part of the Mayor's [phased approach](#) to Reimagining Public Safety, **Phase I** work primarily focused on community-centric processes and comprehensive engagement with key stakeholders and field experts. In this engagement, analysis, and design process, the [National Institute for Criminal Justice Reform](#)¹⁵ (NICJR), was commissioned to conduct an assessment of programs and models that increase safety, properly respond to emergencies, reduce crime and violence, and improve policing. Included in their final report was a dedicated assessment of [Community Driven Violence Reduction Strategies](#)¹⁶, also known as Gun Violence Prevention or "Ceasefire," This report was presented to the Reimagining Public Safety Task Force, and thereafter to the City Council in Spring 2022 (See [Companion Appendix A](#), pp. 1107-1111, for NICJR Report).

Councilmember Terry Taplin recommended a series of budget referrals ([November 2021](#), [May 2022](#)) for a Gun Violence Intervention (Operation Ceasefire) program to be designed and implemented within the city of Berkeley (See [Abbreviated Appendix N](#), pp. 3088-3095). To support this initiative, the Berkeley Police Department (BPD) has established a comprehensive [Transparency Hub](#)¹⁷ with data and analysis designed to support the Ceasefire process and inform the community of BPD's efforts in this space.

As the Reimagining Public Safety work transitioned to **Phase 2** of analysis and implementation, on June 28, 2022, the City of Berkeley ratified a budget for [FY 2023 & FY 2024](#) with an allocation of \$1,000,000 dedicated to addressing the increase in gun violence that the city of Berkeley has experienced in recent years. The budget item, titled "Ceasefire," is predicated on said prior discussions on potential community-based violence prevention strategies. The City Manager has since issued an Off Agenda Memo in [October 2022](#) providing updates on progress thus far, highlighting BPD's preliminary steps, including engagement with Ceasefire programs in surrounding cities and other violence prevention programs when there are Berkeley connections to crime in other jurisdictions as well as their expanded partnership with UC Berkeley to include a collaboration with the Goldman School of Public Policy to design a Gun Violence Prevention program evaluation plan including the definition of success metrics and independent analysis thereof. (See [Abbreviated Appendix N](#), pp. 3014-3087, for Report). In addition to the Police Department's efforts, Councilmember Taplin has coordinated several advisory group meetings inviting a number of community stakeholders and experts in violence reduction programs. These meetings included faith leaders and community-based organizations in Berkeley. The meetings involved identifying current systems and other stakeholders who should be engaged in the process as

¹⁵ <https://nicjr.org/>

¹⁶ https://berkeleyca.gov/sites/default/files/documents/BerkeleyReport_030722.pdf#page=100

¹⁷ <https://bpd-transparency-initiative-berkeleypd.hub.arcgis.com/>

well as discussions as to what strategies would work best in Berkeley. A [memo was published](#) April 2023 (See Abbreviated Appendix N, page p. 3088, for April 2023 memo).

The Gun Violence Prevention (GVP) report was completed in summer 2023 and preliminary analyses and findings have been presented to the Chief of Police and City Manager's Office, and are expected to be presented to the City Council December 5, 2023 (See Appendix N, pp. 3014-3087, for Gun Violence Prevention Report). Unspent funds (\$1,000,000) from Fiscal Year 2023 have been requested for carryover to FY 2024 as part of AA0#1. The Assistant to the City Manager, now onboarded in their role as the Reimagining Public Safety Project Coordinator, will collaborate with essential stakeholders to design the forthcoming steps and processes tailored to meet the specific requirements of Berkeley's GVP program. The team will also explore the potential need for a Request for Proposal (RFP) during this phase.

Key Accomplishments and Next Steps:

| RPS Phase | Timeline | Status |
|------------------------|---|---|
| Phase 1 (2020-2022) | Spring 2022 | Preliminary Steps. NICJR Presents report to Task Force and Council. Councilmember Terry Taplin presents budget recommendations. BPD launches transparency hub. |
| | June 2022 | \$1M allocation adopted for Gun Violence Prevention Program. |
| Phase 2 (2022-2024) | November 2022 | Gun Violence Prevention (GVP) Preliminary Analysis Initiated |
| | May 2023 | GVP Report complete. |
| | August 2023 | Assistant to the City Manager – Reimagining Public Safety Project Coordinator hired. |
| | Anticipated December 2023 | Comprehensive update on Reimagining and Project update for GVP. |
| | Anticipated Winter 2024 – ongoing | Preliminary research and stakeholder engagement for next steps and possible process. |

Considerations:

- **CBO/Staffing Recruitment:** The current recruitment landscape presents its own set of challenges. Staffing up qualified organizations/individuals for this program may face prolonged lead times in recruitment. Beyond initial recruitment, the essential training required to ensure the efficacy of the GVP launch may further extend lead times.

Ongoing Timeline:

- **December 2023 – ongoing:** Unspent funds from FY 2023 have been requested for carryover as part of AA0#1. GVP findings are scheduled to be presented to the City Council December 5, 2023. The Assistant to the City Manager will collaborate with essential stakeholders. This collaboration aims to design the forthcoming steps and processes tailored to meet the specific requirements of the GVP program.

ALTERNATIVES TO SANCTIONS/FINES

HEARING OFFICER-ALTERNATIVES TO SANCTIONS/FINES

Department Lead: Public Works Department

Status Update: *In Progress* (funding deferred to AAO#1)

Overview:

As a **Phase 2** item in the Reimagining Public Safety initiative, \$150,000 was allocated for Fiscal Year 2024 to enhance hearing officer resources. The remit of this allocation includes referring individuals to community service and social services for various infractions, such as low-level violations related to parking.

As previously mentioned, several Reimagining Public Safety deliverables, have yet to be initiated. Additionally, at the City Council's Budget & Finance Committee meeting on June 22, 2023 and June 27, 2023 City Council session, several Reimagining Tier I requests were deferred to the December 2023 Annual Appropriations Ordinance #1 process (See Companion Appendix K, pp. 2902-2997 for Budget & Finance Committee Annotated Agenda and June 2023 Item 53 Council Supplemental Item). The City Manager's Office anticipates exploring next steps towards fulfilling this deliverable once a decision around funding has been finalized at the AAO #1 meeting. In light of the need to address the backlog of the administrative review queue, the Public Works Department has expanded resources to bring on an assistant to support with this process.

Key Accomplishments and Next Steps:

| RPS Phase | Timeline | Milestone |
|------------------------|--|--|
| Phase 2 (2022-2024) | June 2023 | City Council referred several Reimagining Tier I requests to the November 2023 Annual Appropriations Ordinance #1 process. |
| | <i>Anticipated</i> October 2023 – ongoing | The Public Works Department anticipates exploring next steps towards fulfilling this deliverable, once a decision around funding has been made at the AAO#1 meeting. |

Ongoing Timeline:

- **Fall 2023 – ongoing:** As of this report's submission, this deliverable has yet to be initiated. The Public Works Department anticipates exploring next steps towards fulfilling this deliverable, once a decision around funding has been finalized at the AAO #1 meeting.

EXPAND DOWNTOWN STREETS TEAMS

Department Lead: Public Works Department

Status Update: *In Progress* (funding deferred to AAO#1)

Overview:

In **Phase 2**, a budgetary provision of \$50,000 was allocated for Fiscal Years 2023 and 2024 to expand the scope of the City's contract with [Downtown Streets Team](#)¹⁸. On May 31, 2022, City Council approved Resolution No. 70, 394-N.S to allow for City staff to enter into sole source negotiations with DST for new pricing, contract terms, and scope of services in support of the Clean Cities Program for the continuation of hand sweeping, leaf and litter removal, graffiti abatement, and poster removal services for various commercial districts (See Companion Appendix O, pp. 3097-3100 for 2022 Contract with Downtown Streets Team).

As mentioned, several Reimagining Public Safety deliverables have yet to be initiated. Additionally, at the Berkeley Budget & Finance Committee meeting on June 22, 2023 and June 27, 2023 City Council session, several Reimagining Tier I requests have been referred to the December 2023 Annual Appropriations Ordinance #1 process (See Companion Appendix K, pp. 2902-2997 for Budget & Finance Committee Annotated Agenda and June 2023 Item 53 Council Supplemental Item).

Public Works has since then entered into a new contract with Downtown Streets Team, June 27, 2023 wherein which DST supports the city with services related to hand sweeping, graffiti and litter abatement, poster removal, and low barrier volunteer work experience programming (See Companion Appendix O, pp. 3101-3103 for 2023 Contract with Downtown Streets Team). The Public Works department anticipates exploring next steps towards fulfilling this deliverable, once a decision around funding has been finalized at the AAO #1 meeting.

Key Accomplishments and Next Steps:

| RPS Phase | Timeline | Milestone |
|------------------------|--|---|
| Phase 2 (2022-2024) | June 2023 | City Council referred several Reimagining Tier I requests to the December 2023 Annual Appropriations Ordinance #1 process. Public Works enters contract with Downtown Streets Team. |
| | <i>Anticipated</i> October 2023 – ongoing | The Public Works Department anticipates exploring next steps towards fulfilling this deliverable, once a decision around funding has been made at the AAO#1 meeting. |

Ongoing Timeline:

- Fall 2023 – ongoing:** As of this report's submission, this deliverable has yet to be initiated. The Public Works Department anticipates exploring next steps towards fulfilling this deliverable, once a decision around funding has been finalized at the AAO #1 meeting.

¹⁸ <https://www.streetsteam.org/berkeley>

COMMUNITY MENTAL HEALTH, BEHAVIORAL, AND CRISIS RESPONSE

COMMUNITY CRISIS RESPONSE SERVICES (BRIDGE SERVICES)

Department Lead: Health, Housing and Community Services Department

Status Update: *In Progress*

Overview:

Within the framework of **Phase I** of the Reimagining Public Safety initiative, the city was actively engaged in the planning stages of the Specialized Care Unit (SCU). The SCU, envisioned as a 24/7 mobile unit, will provide support to individuals experiencing a mental health or substance abuse crisis, without necessitating direct police involvement. During the design period, with HHCS actively engaged in the development process, the city recognized the pressing need to enhance non-police relationships and support for individuals at risk of entering a crisis state. In response to this need, the City Council, on June 29, 2021, allocated up to \$1,200,000 from the FY 2022 budget, sourced from the American Rescue Plan, to fund the Community Crisis Response (CCR) services. These services, intended to bridge the gap until the SCU became operational, were also referred to as “Bridge Services.”

In pursuit of these goals, the City issues a Request for Proposals, seeking community-based organizations (CBOs) and groups with expertise to provide these supportive services. The City of Berkeley received proposals from three local organizations, [Alameda County Network of Mental Health Clients](#)¹⁹ (Berkeley Drop-in Center), [Options Recovery](#)²⁰, and [Women’s Daytime Drop-in Center](#)²¹, each with intent to expand their current service offerings. The review committee, consisting of representatives from the Health, Housing and Community Services Department, the Fire Department, the Mental Health Commission, and the Berkeley Community Safety Coalition, recommended funding all three contracts (See Companion Appendix P, pp. 3105-3110 for City Manager’s consent item).

These contracts will provide financial support to:

1. Alameda County Network of Mental Health Clients (Berkeley Drop-in Center) to expand their peer support programming for crisis prevention, crisis intervention and post-crisis support (See Companion Appendix P, pp. 3111-3150 for Peer Wellness Berkeley Drop-In Center Contract)
2. Options Recovery for hiring Substance Use Disorder (SUD) Navigators for culturally competent stage-matched interventions (See Companion Appendix P, pp. 3151-3244 for Options Recovery Contract)
3. Women’s Daytime Drop-in Center for enhanced mental health care services to the community including assessment, linkages, workshops, and goal-setting (See Companion Appendix P, pp. 3180-3215 for Women’s Daytime Drop-in Center Contract)

¹⁹ https://alameda.networkofcare.org/mh/services/agency.aspx?pid=BerkeleyDropInCenter_344_2_0

²⁰ <https://optionsrecovery.com/>

²¹ <https://www.womensdropin.org/>

As Reimagining efforts have transitioned into **Phase 2** of the implementation process, these contracts were initiated in Spring 2022, and amended to be extended the following year, while the Specialized Care Unit, having launched September 2023, continues to build and ramp up.

Key Accomplishments and Next Steps:

| RPS Phase | Timeline | Milestone |
|------------------------|---------------------------|--|
| Phase 1 (2020-2022) | June 2021 | City Council approves to allocate \$1,200,000 from the FY 2022 budget, sourced from the American Rescue Plan, to fund the Community Crisis Response (CCR) services. |
| | Summer 2021 | RFP Process initiated. |
| | November 2021 | Consent item issued to adopt three Resolutions authorizing the City Manager to execute contracts and any amendments or extensions with Alameda County Network of Mental Health Clients (Berkeley Drop-in Center), Options Recovery, and Women’s Daytime Drop-in Center for Community Crisis Response Services, in an amount not to exceed \$1,200,000. |
| | Spring 2022 – Winter 2022 | Contracts with Alameda County Network of Mental Health Clients (Berkeley Drop-in Center), Options Recovery , and Women’s Daytime Drop-in Center initiated. |
| Phase 2 (2022-2024) | Spring 2023 – ongoing | Contracts with Alameda County Network of Mental Health Clients (Berkeley Drop-in Center), Options Recovery , and Women’s Daytime Drop-in Center renewed/amended, while the SCU will continue to hire and train staff to build toward 24/7 operations. |

Ongoing Timeline:

- Fall 2023 – ongoing:**
 HHCS will continue partnership Alameda County Network of Mental Health Clients (Berkeley Drop-in Center), Options Recovery, and Women’s Daytime Drop-in Center for Community Crisis Response Services, while the SCU will continue to hire and train staff to build toward 24/7 operations.



YOUTH PEERS MENTAL HEALTH, BEHAVIORAL, AND CRISIS RESPONSE

Department Lead: Health, Housing and Community Services Department

Status Update: *In Progress*

Overview:

The City’s Health, Housing, and Community Services (HHCS) Department has initiated a collaborative effort with the Berkeley Unified School District (BUSD). Central to this partnership is the establishment of a [Wellness Center at Berkeley High School²²](#). This center is envisioned as a new space for students, providing an environment conducive to rejuvenation, connectivity, and well-being. This initiative falls under of **Phase 2** of the Reimagining Public Safety’s Community Investments, with “Community Mental Health, Behavioral and Crisis Response” identified as a focal sub-category. In alignment with this vision, the City of Berkeley has allocated \$175,000 for Fiscal Year 2023 and 2024 (totaling \$350,000) to [contract](#) and cover the salary and benefits for a BHS Mental Health and Wellbeing Coordinator to oversee the Wellness Center. In addition, the City partially funds the MEET and Wellness Counselor at the Center (See Companion Appendix Q, pp. 3215-3239 for BUSD Contract and Scope of Services).

Key Accomplishments and Next Steps:

| RPS Phase | Timeline | Milestone |
|------------------------|--|---|
| Phase 2 (2022-2024) | July 2023 | Mental Health Wellness Coordinator Hired. |
| | August 2023 | Wellness Center Refurbishing and Soft Opening. |
| | August 2023 – ongoing | BUSD - HHCS Collaboration Meeting. |
| | | Outreach activities to introduce MHW Coordinator to BUSD staff, students, and parents (as appropriate). |
| | | Preliminary Wellness Center activity and services offered |
| | Anticipated November 2023 | BUSD submits project evaluation plan to HHCS. |
| Anticipated July 2024 | Evaluation #1 due to HHCS (for the period of June 26, July 15, 2024 2023 - June 30, 2024). | |

Considerations:

- **Coordination with the Berkeley High School Health Center:** The BHS Health Center, operated by the mental health and public health divisions of HHCS, continues to provide first aid, mental health, youth development, and reproductive and sexual health services to students on campus. As Wellness Center services are largely preventive in nature, and Wellness Center and Health Center staff will coordinate as needed to support the unique needs of students.

Ongoing Timeline:

- **Fall 2023 – ongoing:** BUSD will submit a project evaluation plan to HHCS. Evaluation #1 will be delivered to HHCS July 2024.

²² <https://sites.google.com/berkeley.net/bhswellness/bhs-mental-health-resources>

RESPITE FROM GENDER VIOLENCE

RESPITE FROM GENDER VIOLENCE

Department Lead: Health, Housing and Community Services Department

Status Update: *In Progress*

Overview:

The Health, Housing, and Community Services (HHCS) Department has initiated a strategic effort to conduct a systems analysis concerning respite from gender violence and its intersections with other pertinent crisis response systems. The purpose is to increase the community’s knowledge about respite resources, understand their strengths and challenges, and to identify gaps that can be addressed. To facilitate this, a temporary Community Services Specialist II was hired in August 2023 to lead the process. Additional resources will be identified to fill service gaps.

Key Accomplishments and Next Steps:

| RPS Phase | Timeline | Milestone |
|------------------------|---|--|
| Phase 2 (2022-2024) | August 2023 | Temporary Community Services Specialist II hired. |
| | October – November 2023 | Preliminary steps of research to identify resources available at the local, state, and federal level. |
| | <i>Anticipated</i> Fall 2023 – ongoing | Continued research and evaluation to identify resources available based on the needs of the community. |

Considerations:

- **Community Collaboration:** Prioritizing insights from community partners ensure that the policy evolution remains responsive to the lived experience, policy needs, and priorities of survivor communities.

Ongoing Timeline:

- **Fall 2023 – ongoing:** The Health, Housing, and Community Services Department anticipates continuing research and evaluation to identify resources available based on the needs of the community.

LANGUAGE EQUITY

LANGUAGE EQUITY

Department Lead: City Manager's Office

Status Update: *To Be Initiated* (FY 23 carryover request to AAO#1)

Overview:

In **Phase 2** of the Reimagining Public Safety initiative, the City Council allocated a budget of \$15,000 for Fiscal Year 2023 to support the publication of victim resources in plain language and multiple languages. This strategic investment is aimed at expanding accessibility and ensuring that vital information and support services are readily available to all members of the community, including those with limited English proficiency, non-English speakers, and individuals with low-literacy levels. This initiative directly aligns with the recommendations outlined in the Reimagining Public Safety Task Force Report (See [Companion Appendix A, pp. 938-941 for Reimagining Public Safety Task Force Report](#)).

Unspent funds (\$15,000) from Fiscal Year 2023 have been requested for carryover to FY 2024 as part of AAO#1. The Assistant to the City Manager, serving as the Reimagining Public Safety project manager will coordinate with the Health Housing and Community Services Department, specifically, their newly appointed Community Services Specialist II who is focusing on respite from gender violence work.

Key Accomplishments and Next Steps:

| RPS Phase | Timeline | Milestone |
|------------------------|---|--|
| Phase 2 (2022-2024) | August 2023 | Assistant to the City Manager and temporary Community Services Specialist II hired. |
| | October – November 2023 | Preliminary steps of research to identify resources available at the local, state, and federal level. |
| | <i>Anticipated</i> Fall 2023 – ongoing | Continued research and evaluation to identify resources available based on the needs of the community; coordination to identify usage for language equity funds. |

Ongoing Timeline:

- **Fall 2023 – ongoing:** The team anticipates continuing research and evaluation to identify resources available based on the needs of the community. As the City progresses in this phase, the team will coordinate to identify usage for language equity funds.

APPENDICES

*Please refer to the **Companion Appendix** online for a comprehensive archive.*

To access the full Companion Appendix referenced in the Status Report, please visit the Reimagining Public Safety Task Force landing page to find the full Companion Appendix under Additional Information: <https://berkeleyca.gov/your-government/boards-commissions/reimagining-public-safety-task-force>

*For quick reference of new materials introduced, please refer to the **Abbreviated Appendix**.*

REIMAGINING PUBLIC SAFETY



Status Update and Report Out
City Manager's Office
Fall 2023

ABBREVIATED APPENDIX

Introduction

The abbreviated appendix for the Reimagining Public Safety Status Report highlights the new materials related to the City of Berkeley's Phase 2 efforts, that are not already accessible via Records Online. Extracted from the full "Companion Appendix," these key items include a Reimagining Public Safety Coordination Plan (Appendix D) and a Gun Violence Prevention Report (Appendix N).

To access the full Companion Appendix referenced in the Status Report, please visit the Reimagining Public Safety Task Force landing page to find the full Companion Appendix under Additional Information <https://berkeleyca.gov/your-government/boards-commissions/reimagining-public-safety-task-force>

APPENDIX D

Reimagining Public Safety Coordination Plan

City Manager's Office

Reimagining Public Safety Coordination Plan

TABLE OF CONTENTS

- 1 Executive Summary..... 3
- 2 Introduction 4
 - 2.1 Objective of the Reimagining Public Safety Initiative Coordination Plan 4
 - 2.2 Drivers, Problems to be Solved, and Communities Impacted..... 4
 - 2.3 Purpose and Value to Organization 5
- 3 Reimagining Public Safety Team..... 6
- 4 Deliverables and Tasks 7
- 5 Assumptions and Constraints 8
- 6 Project Budget 9
 - 6.1 Reporting Process, Frequency, and Deadlines..... 9

1 Executive Summary

Introduction: The Reimagining Public Safety (RPS) initiative is a groundbreaking effort by the City of Berkeley to transform its approach to public safety. The initiative aims to build a safe, equitable, and thriving community through a redefined, multidisciplinary approach to public safety.

Justification: The RPS initiative aims to achieve a transformative approach to public safety, improving community well-being and potentially reducing long-term costs. The expected outcome includes not just policy adjustments but also broad, systemic change.

Objectives: To fulfill¹ the task activities and deliverables outlined within the Mayor and Councils recommendations and [phased approach](#) regarding Reimagining Public Safety:

1. Refer up to \$5.3 Million to the FY 2023-2024 Budget Process for staff and/or consulting services and community investments to complete the Priority Reimagining Public Safety Initiatives listed in Attachment 1, [Section A](#) to the report
2. Direct the City Manager to prioritize over the next two years the programmatic recommendations for Phase 1 of Reimagining Implementation listed in Attachment 1, [Section B](#) to the report.
3. Direct the City Manager to initiate a design process for an innovative and comprehensive public safety agency or Department of Community Safety within the City of Berkeley administration, as outlined in Attachment 1, [Section C](#) to the report, and return with recommendations to the City Council by May 2024 to align with the FY 25-26 Biennial Budget process.
4. Except where resources may allow for expedited implementation, refer additional reforms to the FY 2025-2026 Biennial Budget as outlined in Attachment 1, [Section D](#) to the report.

Scope: The initiative encompasses a breadth of fields including, but not limited to, law enforcement, health, housing and community services, dispatch analysis and coordination with our fire teams, and public works. It will focus on collaborative, proactive, and problem-solving approaches that align with the mission and values of our City and Reimagining Public Safety efforts.

Purpose of the Coordination Plan: This coordination plan is aims to integrate the Assistant to the City Manager, serving as the Reimagining Public Safety Project Coordinator, into the RPS Team and establish a framework for collaborating. Designated City Departments (CMO, HHCS, Police, Fire, Public Works), who have been spearheading this initiative forward, will continue to serve as leads for respective Reimagining Public Safety deliverables. The Assistant to the City Manager will serve as the RPS project coordinator and work collaboratively alongside Departments to catalog and report-out RPS project progress.

Timeline: This timeline will follow the 2020-2026 phased approach [outlined here](#).

Budget and Resources: A budget of up to \$5.3 million has been referred for the FY 2023-2024 Budget Process. Staff and/or consulting services will be engaged for implementing deliverables.

Next Steps: *This coordination plan is a dynamic document and may be updated as needed. Upon formal approval of this plan, we will make every effort to execute the plans and activities outlined herein.*

¹ Unless otherwise amended.

2 Introduction

2.1 Objective of the Reimagining Public Safety Initiative Coordination Plan

The primary objective of this Coordination Plan is to articulate the integration of project coordinator responsibilities within the broader context of leaders and teams committed to propelling the Reimagining Public Safety (RPS) initiative forward. Given the dynamic nature of the RPS initiative, the coordination plan is inherently a living document, adaptable to the evolving needs of the team. It establishes a framework for reporting on the progress of various deliverables and sub-deliverables associated with the Reimagining Public Safety initiative (RPS) being implemented across the City of Berkeley. The Assistant to the City Manager – RPS Project Coordinator’s role will primarily involve cataloging ongoing work, managing information flow, and ensuring that the key stakeholders are informed of RPS developments and progress.

2.2 Drivers, Problems to be Solved, and Communities Impacted

In striving to reimagine public safety, Berkeley’s efforts encompass a balanced distribution of resources, reassessment of policing responsibilities, strategic community investments, and the design of a holistic approach to safety. This approach seeks to offer a balanced model for addressing public safety while also attending to various community needs.

| Drivers & Motivators | Problems to be Solved | Communities Impacted |
|--|--|---|
| <ul style="list-style-type: none"> • Community Well-being • Public Trust • Equity and Inclusion • Legislative Momentum • Resource Optimization • Fiscal Responsibility • Compliance and Accountability • Resilience and Preparedness • Technological Advances | <ul style="list-style-type: none"> • Addressing Historical Inequities • Scope and Range of Police Responsibilities • Community Investment Gap • Resource Allocation • Public Perception and Trust • Data and Reporting • Diverse Population Dynamics • Community Call Responses • Holistic Safety and Well-being Approach • Sustainability | <ul style="list-style-type: none"> • City of Berkeley Residents <ul style="list-style-type: none"> ○ Communities of Color ○ Low Income Communities ○ LGBTQIA+ Communities ○ Justice-Impacted Communities ○ Mental Health & Substance Use Communities ○ Youth & Students ○ Immigrant Communities ○ Justice-Impacted Communities • Community Based Organizations • Government Officials <ul style="list-style-type: none"> ○ City Departments: <i>CMO, Fire, Police, HHCS, Public Works, HR, IT, Finance</i> ○ Council Committees: <i>Public Safety Policy Committee, FITES Committee, Health, Life Enrichment, Equity & Community Committee, Budget & Finance Policy Committee</i> ○ Boards & Commissions: <i>Mental Health Commission, Public Safety Policy Committee, Police Accountability Board, RPS Taskforce</i> |

2.3 Purpose and Value to Organization

The purpose of the Reimagining Public Safety Initiative in the City of Berkeley is to develop a more equitable, holistic, and community-centered approach to public safety. By reassessing and restructuring traditional models, we aim to address systemic inequities, increase community trust, and efficiently allocate resources for the well-being of all residents. This initiative not only seeks to enhance the city's public safety and community engagement, but also positions Berkeley as a potential model for innovative, comprehensive, and inclusive public safety strategies nationwide. Reimagining Public Safety Principles, Commitments, and Objectives

| Guiding Principle | Commitment |
|---|---|
| <p>REIMAGINE</p> <p>Redesign public safety from a traditional Police Department to one that is focused on the diverse needs of the community it serves.</p> | <p>A transformative approach to community-centered safety and reducing the scope of policing, by re-defining our understanding of safety to be holistic and focus not just on crime prevention but health, wellness, and economic security for all of our residents. While the focus has been on reducing the footprint of policing, we recognize that police play a critical role in our society, and we must determine the right size, focus and function of our Police Department to prevent and respond to crime, while exploring alternative response models and upstream investments in social services to create a healthy, safe and equitable community.</p> <p>Reimagining health and safety, considering allocating resources towards a more holistic approach - one that shifts resources away from policing towards health, education and social services, and is able to meet crises with a variety of appropriate responses.</p> <p>Identifying alternatives to policing and enforcement to reduce conflict, harm, and institutionalization, introduce alternative and restorative justice models, and reduce or eliminate use of fines and incarceration.</p> |
| <p>IMPROVE</p> <p>Improve the City of Berkeley's public safety system for residents and communities that have experienced the greatest harm from the existing public safety model.</p> | <p>A broad, inclusive community process that will result in deep and lasting change to support safety and wellbeing for all Berkeley residents.</p> <p>Determining the appropriate response to community calls for help including size, scope of operation and powers and duties of a well-trained police department.</p> <p>Supporting police by freeing them to focus on what they do best: respond to and investigate crimes.</p> |
| <p>REINVEST</p> <p>Increase equitable investment in vulnerable communities and for those who have been historically marginalized.</p> | <p>Equitable investment in the essential conditions of a safe and healthy community, especially for those who have been historically marginalized and have experienced disinvestment.</p> <p>Providing meaningful safety, continuing critical health and social services, and committing to, and investing in, a new, positive, equitable and community-centered approach to health and safety that is affordable and sustainable.</p> <p>Ensuring an appropriately staffed and deployed Police Department while reducing the impact of Police expenditures to the General Fund; Investing in a suite of alternative response services and a sophisticated dispatch system to deploy the most appropriate emergency response in a cost-effective manner.</p> |

3 Reimagining Public Safety Team

The Reimagining Public Safety Team has undertaken the substantial task of reshaping the city’s approach to public safety, following the City Council’s adoption of the [July 2020 omnibus motion](#). This initiative, as noted in the [City Manager’s report](#), represents a collective effort, drawing together city departments, community stakeholders, field experts, and the dedicated Reimagining Public Safety Task Force to collaboratively design a new public safety paradigm.

In Phase 1 (2020-2022), the City Manager, leadership team, and city staff actively engaged in comprehensive consultations and strategic planning sessions; their efforts, focused on ensuring that the initiatives underway are well-aligned with both the community’s needs and the city council’s directives, set the stage leading into Phase 2 (2022-2024).

The table below offers an overview of the Reimagining Public Safety Team’s structure for Phase 2, acknowledging the individuals and their collaborative work². It is crucial to emphasize that this initiative is a city-wide effort, reliant on the active involvement of a variety of city staff and community-based subject matter experts throughout its phased implementation. This team is uniquely situated to continue accomplishing this work. Their dedication, passion and leadership around this work is truly exceptional.

| Department | RPS Team | |
|--|----------------------|--|
| City Manager’s Office (CMO) | Dee Williams Ridley | City Manager |
| | LaTanya Bellow | Deputy City Manager |
| | Anne Cardwell | Deputy City Manager |
| | Carianna Arredondo | Assistant to the City Manager <i>Reimagining Public Safety Project Coordinator</i> |
| Health Housing and Community Services (HHCS) | Dr. Lisa Warhuus | Director, Health Housing and Community Services |
| | Katherine Hawn | Senior Management Analyst, HHCS <i>RPS Team Lead Representative (HHCS)</i> |
| Police | Chief Jennifer Louis | Chief of Police |
| | Lt. Matthew McGee | Lieutenant, Police <i>RPS Team Lead Representative (Police)</i> |
| Fire | Chief David Sprague | Chief of Fire |
| | Shanalee Gallagher | Program Manager, Fire <i>RPS Team Lead Representative (Fire)</i> |
| Public Works | Liam Garland | Director, Public Works <i>RPS Team Lead Representative (Public Works)</i> |
| City Attorney’s Office (CAO) | Brendan Darrow | Assistant City Attorney |
| City Attorney’s Office (CAO) | Emile Durette | Assistant to the City Attorney <i>RPS Team Lead Representative (City Attorney’s Office)</i> |

² As noted in the Executive Summary, this coordination plan aims to integrate the Assistant to the City Manager, serving as the Reimagining Public Safety Project Coordinator, into the RPS Team and establish a framework for collaborating. Designated City Departments (CMO, HHCS, Police, Fire, Public Works), who have been spearheading this initiative forward, will continue to serve as leads for respective Reimagining Public Safety deliverables. The Assistant to the City Manager will serve as the RPS project coordinator and work collaboratively alongside Departments to catalog and report-out RPS project progress.

4 Deliverables and Tasks

At the time of this coordination plan's creation, the Reimagining Public Safety initiative has already been set into motion. City departments, each taking steps in line with their specific mandates and responsibility, are continuing to move forward in their efforts to support this initiative. Department Heads and the designated RPS Team leads will collaborate with the Assistant to the City Manager serving as the RPS project coordinator in identifying and cataloging work that has already been completed, work that is in progress, and future tasks that still require action. This consolidated view will enable effective resource allocation, risk management, and strategic planning, thus ensuring the deliverables are executed in a timely and effective manner.

| Department | Deliverable | |
|--|-------------|--|
| City Manager's Office (CMO) | Phase 1 | <ul style="list-style-type: none"> Community Engagement Process |
| | Phase 2 | <ul style="list-style-type: none"> Asst. To City Manager – RPS Project Coordinator DEI Officer & Asst to DEI Officer Grant Assistance Department of Community/Public Safety <i>Design</i> Fines/Fees Analysis <i>Ceasefire Analysis, Design & (early) Implementation</i> |
| | Phase 3 | <ul style="list-style-type: none"> Ceasefire Implementation Launch Universal Basic Income Pilot |
| Health Housing and Community Services (HHCS) | Phase 1 | <ul style="list-style-type: none"> <i>Specialized Care Unit Design</i> <i>Bridge Services</i> |
| | Phase 2 | <ul style="list-style-type: none"> <i>Specialized Care Unit Implementation</i> Respite from Gender Violence Needs and Capacity Assessment Violence Prevention and Youth Services Youth Peers Mental Health Response |
| | Phase 3 | <ul style="list-style-type: none"> <i>Specialized Care Unit Expansion</i> |
| Police | Phase 1 | <ul style="list-style-type: none"> Fair and Impartial Policing |
| | Phase 2 | <ul style="list-style-type: none"> Fair & Impartial Policing Beat Study & Staffing Assessment Wellness Funding -- CIS Contract & PST Staffing – Community Service Officers & Dispatchers |
| | Phase 3 | <ul style="list-style-type: none"> BPD Budget & Staffing Update |
| Fire | Phase 1 | <ul style="list-style-type: none"> <i>Dispatch Analysis Study Design</i> |
| | Phase 2 | <ul style="list-style-type: none"> <i>Dispatch Analysis Study Implementation</i> |
| | Phase 3 | <ul style="list-style-type: none"> <i>Dispatch Redesign Application</i> |
| Public Works | Phase 1 | <ul style="list-style-type: none"> <i>BerkDOT Design</i> |
| | Phase 2 | <ul style="list-style-type: none"> <i>BerkDOT Analysis & Implementation</i> Associate Planner for Vision Zero Collision Analysis Expand Downtown Streets Teams Hearing Officers Alternatives to Sanctions/Fines |
| | Phase 3 | <ul style="list-style-type: none"> <i>BerkDOT Implementation</i> Implementation of Public Safety Department |

5 Assumptions and Constraints

In planning and executing the Reimagining Public Safety initiative, it's crucial to identify the underlying assumptions that guide our strategies, as well as the constraints that may limit our options. This section outlines these assumptions and constraints to provide a structured framework for decision-making, risk management, and effective project implementation on an inter-departmental level.

| Assumption/Constraint | Description | Example Detail |
|-----------------------------|---|---|
| Funding | <i>Adequate financial resources will be available for implementing various aspects of the project.</i> | <i>Budget allocation, grants, etc.</i> |
| | <i>Limited funds may restrict the extent of changes or pace implementation.</i> | <i>Budget caps, competing priorities.</i> |
| Community Support | <i>There is strong community support and engagement in the reimagining process.</i> | <i>Community meetings, surveys, etc.</i> |
| | <i>Resistance or opposition from certain community groups may slow down the project's pace.</i> | <i>Public protests, negative media attention.</i> |
| Legislative Framework | <i>Necessary changes in local and state laws will be made to facilitate project goals.</i> | <i>Policy adjustments for unarmed enforcement.</i> |
| | <i>Existing laws may limit the types of changes that can be implemented immediately.</i> | <i>State laws on unarmed enforcement.</i> |
| Staff Recruitment/Retention | <i>Required staff positions will be filled timely and will remain stable throughout the project.</i> | <i>Assistant City Managers, Vision Zero Coordinator, etc.</i> |
| | <i>Constraints on hiring or retaining the specialized staff required for the project.</i> | <i>Recruitment challenges, staffing shortages, causing delay.</i> |
| | <i>High attrition rates.</i> | <i>Hiring and training can take up to a year due to added measures in this specialty.</i> |
| Technology | <i>Technology platforms will effectively support new dispatch and response models.</i> | <i>Software for prioritized dispatch.</i> |
| | <i>Technological limitations may constrain the speed or effectiveness of new systems or models.</i> | <i>Outdated systems, interoperability issues, extended timelines.</i> |
| | <i>Request for Proposals is often a 6-month process. Actual implementation of new systems could take up to two years.</i> | |

6 Project Budget

A budget allocation of up to \$5.3 million³ has been designated for Fiscal Year 2023-2024. Together with additional grants, the total funding for the Reimagining Public Safety Initiative exceeds approximately \$9 million. Developed based on recommendations from the City Manager, Mayor, and City Council the budget serves as a financial blueprint for responsibly allocating resources and achieving the initiative’s objectives. For optimized tracking and reporting, we’ve established a simple process that involves multiple stakeholders.

6.1 Reporting Process, Frequency, and Deadlines

The given the dynamic nature of the Reimagining Public Safety work, the team will continue to collaborate on identifying and improving best practices for budget process. RPS Project Leads will be responsible for sharing the following information for respective RPS-related deliverables:

| Type of Expense | Tracking Information |
|------------------------|---|
| For Contracted Items | <ul style="list-style-type: none"> • Vendor Name • Contract # (if applicable) • Budget COA |
| For Staffing Positions | <ul style="list-style-type: none"> • Position Filled (Y/N) • Job Description/Posting Link |

Considering the RPS work is funded by the city across FY 2023 and FY 2024, a quarterly reporting cadence is most effective.

By adhering to these guidelines and protocols, we aim to maintain rigorous control and agility while effectively making meaningful progress on the Reimagining Public Safety Initiative.

³ Subject to change based on bi-annual budget review process and recommendations.

APPENDIX N

Gun Violence Prevention (Ceasefire) Related Supporting Documentation

GUN VIOLENCE PREVENTION

Berkeley, California

Abstract

This research extensively reviews the relevant literature on gun crime, crime concentration, gun violence prevention approaches, and small city gun violence prevention taken from other programs. Various interventions are evaluated using specific criteria in the context of Berkeley's "brand" of gun violence. The recommended program is a combination of police and non-police interventions that hopefully brings a holistic sense to the program. This research also makes recommendations as to implementation and program evaluation.

Michelle A. Verger MPP '23
mverger@berkeley.edu

The author conducted this study as part of the program of professional education at the Goldman School of Public Policy, University of California at Berkeley. This paper is submitted in partial fulfillment of the course requirements for the Master of Public Policy degree. The judgments and conclusions are solely those of the author, and are not necessarily endorsed by the Goldman School of Public Policy, by the University of California or by any other agency.

Table of Contents

Executive Summary..... 5

Statement of Positionality 7

Introduction and Problem Analysis..... 7

Gun Crimes and Regulations Legal Landscape in Berkeley 11

Data Analysis Results..... 12

 Hot Spot Analysis..... 12

 Social Network Analysis..... 13

Key Criteria 15

Program components 16

Component #1: Hot Spots Policing/Place-based Policing..... 16

Component #2: Hot Spots Policing Version of Problem-Oriented Policing (POP)..... 17

Social Network Analysis, Focused Deterrence, and Social Services..... 18

 Component #3: SNA and Focused Deterrence/Custom Notifications..... 18

 Component #4: SNA and Social Services 19

Component #5 Warrants to Remove Firearms from Domestic Abusers (DVROs) and Individuals Posing a Danger to Themselves or Others (GVROs), Court-Issued Protective Orders, and Criminal Protective Orders (CPOs)..... 20

Component #6 Street Outreach Workers/Violence Interrupters 20

Component #7 Hospital-Based Violence Intervention 21

Component #8 Gun Buyback Programs 21

Longer Term Solutions Addressing the Root Causes of Gun Violence 21

Evaluating Components Using Criteria 21

 Hot Spots Policing..... 21

 Hot Spots Version of Problem-Oriented Policing (POP) 25

 SNA and Focused Deterrence 26

 SNA and Social Services 27

Warrants to Remove Firearms from Domestic Abusers (DVROs), Individuals Posing a Danger to Themselves or Others (GVROs), Court-Issued Protective Orders, and Criminal Protective Orders (CPOs)..... 28

Street Outreach Workers/Violence Interrupters 29

Hospital Based Violence Intervention..... 30

Gun Buyback Programs..... 31

***Packaged components into programs* 31**

Alternative #1: Problem Oriented Policing (POP) at Hot Spots + Street Outreach Workers..... 31

**Alternative #2: Problem Oriented Policing (POP) at Hot Spots + Street Outreach Workers + SNA Focused Deterrence
 31**

**Alternative #3: Problem Oriented Policing (POP) at Hot Spots + Street Outreach Workers + SNA Focused Deterrence
 + Social Services..... 32**

***Program recommendation*..... 32**

***Implementation* 32**

POP at Hot Spots 33

Focused Deterrence/Custom Notifications..... 34

Street Outreach Workers..... 35

Social Services 35

***Program Evaluation* 36**

Program Evaluation Recommendation 36

***Conclusion*..... 37**

***Appendices*..... 39**

Appendix A: Research Approach and Methodology 39

 Overview of Research Sources..... 39

 Interview Protocol..... 39

 Interview Practices Employed..... 39

 Interview Subjects..... 39

Appendix B Literature Review 41

 Crime Concentration/Place-Based Policing 41

 Gun Buyback Programs 44

 Hot Spots Policing 46

 Problem Oriented Policing..... 50

 Social Network Analysis as it Relates to Gun Violence 52

 Gangs and Gang Membership..... 54

 Domestic Violence and Firearm Accessibility..... 55

 Hospital Based Violence Intervention Programs (HVIPs)..... 56

 Focused Deterrence (Custom Notifications)..... 57

 Street Outreach Teams/Violence Interrupters 58

 Root Causes of Gun Violence 61

Appendix C Visualizations..... 62

 Hot Spot Visualizations..... 62

 Social Network Analysis Visualizations..... 64

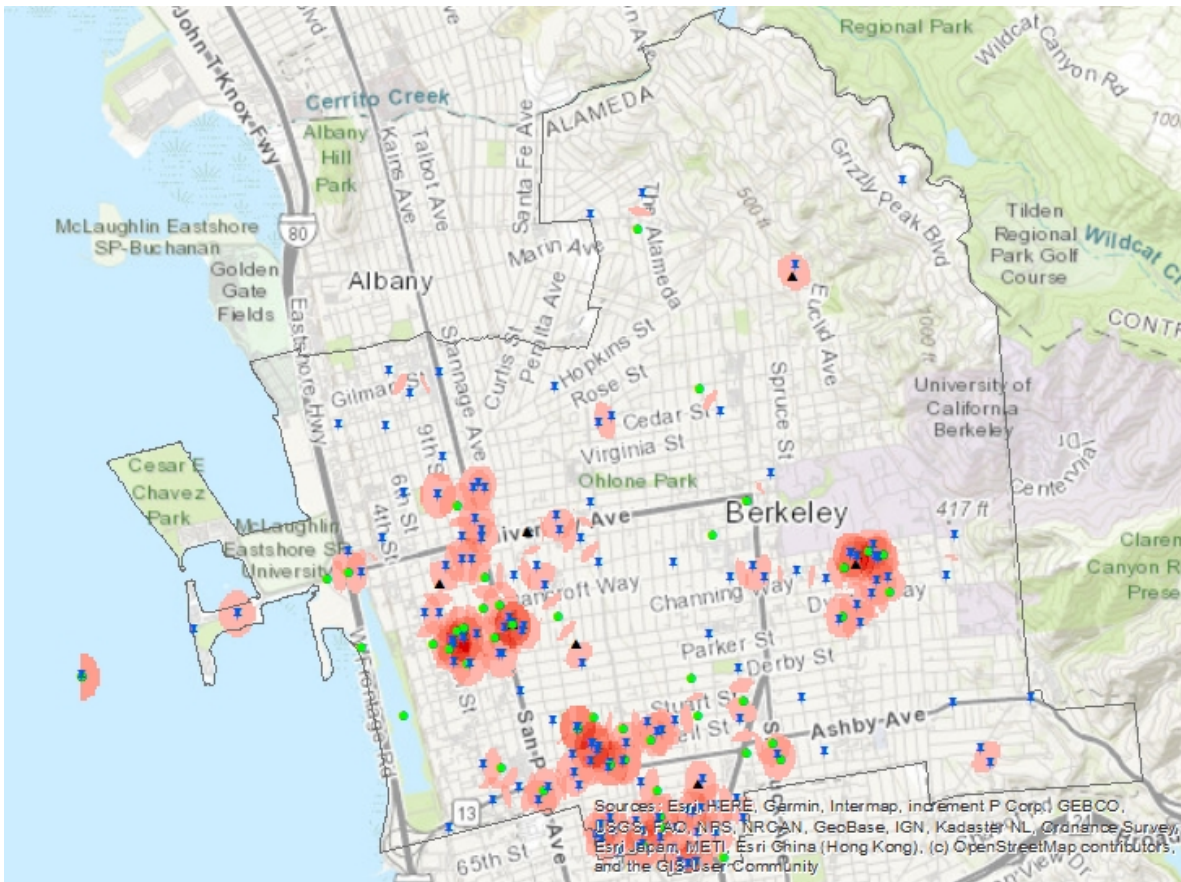
Appendix D Criteria Matrix 66
References 68

Executive Summary


Gun violence in Berkeley is rising rapidly and becoming a city-wide concern. As such, the City Council has affirmed a \$1 million budget for “Berkeley Ceasefire” that will fund non-police interventions. Within the police department, the Gun Violence Intervention Working Group of the Berkeley Police Department is partnering with a UC Berkeley researcher to develop a program that incorporates both police and non-police interventions.

Causes of this steep rise in gun violence – from seven to over 50 annually in the last five years – are several. 4% have been fatal, 21% have resulted in injury, and 75% were simply “shots fired”. First, Berkeley’s problem is in the context of skyrocketing gun violence nationwide and regionally. Second, the proliferation of ghost guns makes it even more difficult to suppress supply-side dynamics. Third, street-crew shootings and domestic violence make up some portion of shootings. However, much of the gun violence is not categorized and cannot be attributed to any one cause.

This research employs mixed methods. Qualitatively, an extensive literature review was done on major topics around gun violence and prevention, and interviews with experts and practitioners were conducted. Quantitatively, I calculated geospatial point density using ArcGIS to locate “hot spots” and I performed social network analysis (SNA) to identify networks relevant to gun violence. Geospatially, I identified seven key locations for the department and community to focus interventions on. SNA revealed key ideal recipients of both social service outreach and focused deterrence measures.



Hot Spots Identified



Berkeley Shootings Social Network of Offenders and Victims

I considered a basic version of hot spots policing, a problem-solving version of hot spots policing, SNA-based focused deterrence, SNA-based social services, warrants to remove firearms from domestic abusers, street outreach workers, and hospital-based violence intervention programs as components to form a comprehensive gun violence prevention program. Ultimately, I concluded that four of these components will form the basis of the recommendation – problem solving at hot spots, focused deterrence, social services, and street outreach workers. This program option is advantageous because it is holistic and erodes gun violence from multiple angles. Additionally, if one approach is clearly not working or is running up too high of a cost, it can be cut and other portions of the program can remain ongoing instead of rebuilding a new program from scratch. This program should be monitored as closely as possible during its first year followed by an annual pre-test post-test evaluation to determine how close the program is to meeting the benchmark of 10% fewer shootings per year.

| Intervention | Description |
|------------------------------|---|
| POP at Shooting Hot Spots | Random patrol idles at and checks on hot spots for 15-20 minutes. Officer notes events, people, or problems that facilitate crime at hot spot. |
| SNA Focused Deterrence | Social Network Analysis is used to identify who is most likely to be involved in future gun violence and a CBO and police deliver a “hard” deterrence message and the community delivers a “soft” extension of help or social services. |
| SNA Social Services Outreach | Connected to above but can be done without deterrence. SNA is used to identify people who are at risk and to extend wraparound social services to them, tailored to their specific needs. Case management ideal. |
| Street Outreach Workers | These individuals have connections to the community and carry legitimacy in their work to diffuse conflict, stop retaliation, and urge non-violence. They also help people exit a violent lifestyle. |

Statement of Positionality

I am a white skinned, queer, Latinx woman. I am Venezuelan American. I have never been shot or involved in any violent crime. This research and its findings are part of my Master’s thesis, for the Advanced Policy Analysis course at the Goldman School of Public Policy at the University of California, Berkeley.

Introduction and Problem Analysis

I recommend that Berkeley implement a multi-pronged, holistic gun violence prevention program that incorporates problem-solving at hot spots, street outreach, targeted focused deterrence and social services.

The number of incidents involving firearms is sharply rising in Berkeley, California, a small city in the San Francisco East Bay. Berkeley is not alone. The nation has seen a dramatic rise in gun violence in all cities, spurring policymakers and public safety practitioners to find solutions. The Berkeley Police Department’s Gun Violence Intervention Working Group, city councilmembers, and community leaders are searching for near-term strategies to reduce gun violence.

Many gun violence intervention programs have been developed throughout the country, focusing on everything from place-based or “hot spots” policing to public health epidemiological modeling to a combination of several approaches. There have also been many programs that integrate other city services and departments, as well as Community-Based Organizations (CBOs). All of these programs have all had varying effects and results, not to mention costs and personnel. The challenge Berkeley has is to design a multi-pronged program that is uniquely suited to its mode of gun violence and to also develop a monitoring and evaluation process that the department will implement after some time has passed. Existing models typically have a multi-pronged approach, and often include both police activities and activities taken on by other city departments or CBOs.

Let it be noted that for the purposes of this research problem and design, “gun violence” will be defined as firearm violence between two or more people, and classified as either “shots fired”, shooting-related injury, or shooting-related death. This provides clarity that suicides, although a majority (roughly two-thirds) of firearm violence incidents in the United States¹, are not within the scope or aim of this particular project.

In 2020, Berkeley’s \$1 million Ceasefire Program² was proposed by the City Council³ in response to an alarming rise in shootings – 39 that year. In 2021 there were 50 incidents of gun violence and in 2022 even more, resulting in three dead and 15 injured.⁴ Over the past five years, shootings have risen from 15 in 2017 to 53 in 2022 – an increase of over 353%.⁵ The population of Alameda County has fallen since the 2020 census, primarily attributed to the pandemic.^{6,7} Berkeley’s population likewise has dropped to 117,145 in 2021.⁸ So, there are approximately 45 shootings per 100,000. But, calculating only for injuries and deaths due to firearm violence, that figure drops to approximately 13 per 100,000. For injuries alone the rate is 10 per 100,000. The rate of gun deaths, however, is just 2.6 – far smaller than the state rate of 9 per 100,000. I was unable to find shots fired or firearm injury data for the state as a whole.

This is a policy problem because the police department is in charge of public safety for the City of Berkeley. This charge is represented through city budgeting, city regulations, and internal police policies. Gun violence is a clear threat to public safety and public health, one that represents injuries and loss of life. “Effective violence prevention is

¹ Wintemute, Garen J. “The Epidemiology of Firearm Violence in the Twenty-First Century United States.” *Annual Review of Public Health*, vol. 36, no. 1, Mar. 2015, pp. 5–19. DOI.org (Crossref), <https://doi.org/10.1146/annurev-publhealth-031914-122535>.

² The goal of the Ceasefire Program, formally the “Violence Intervention Initiative”, is to identify community members most likely to engage in violence and surround them in “circles of care” like drug rehabilitation, job training, and available social workers. This is what the fiscal year 2023-2024 budgets for the Ceasefire Program: one full time director, one program manager, five life coaches, three outreach workers, a fringe estimate, and gun violence problem analysis.

³ “Ceasefire Off Agenda Memo- Update Violence Intervention Initiative Berkeley Ceasefire.Pdf.” *Google Docs*, https://drive.google.com/file/d/1ESpeLFADzRbLVNRBR6Ujdi1Uu4PwyFE1/view?usp=embed_facebook. Accessed 18 Jan. 2023.

⁴ *Current Trends*. Berkeley Police Department, Transparency Hub <https://bpd-transparency-initiative-berkeleypd.hub.arcgis.com/pages/current-trends>. Accessed 25 Jan. 2023.

⁵Id.

⁶ Base population of 2020 census for entire county is 39,538,245. Census estimate for 2022 is 39,029,342.

⁷ Bureau, U. C. (n.d.). *County population totals and components of change: 2020-2022*. Census.Gov. Retrieved May 5, 2023, from <https://www.census.gov/data/datasets/time-series/demo/popest/2020s-counties-total.html>

⁸ U. S. Census bureau quickfacts: *Berkeley city, California*. (n.d.). Retrieved May 4, 2023, from <https://www.census.gov/quickfacts/berkeleycitycalifornia>

fundamental to community and economic development, mental health, and a decent quality of life”.⁹ Gun violence is also a problem that can be addressed through policy formation and change. This policy formation and change has occurred in cities throughout the country, so there are many blueprints for Berkeley to follow.

“Public safety is foundational to human development, economic development, and a civilized life – and communities beset by violence in all those respects...Gun violence is a multifaceted problem requiring a multifaceted response. But an essential component of any comprehensive effort is more effective policing. Most instances in which one person shoots another are crimes. The police offer a unique capacity for violence prevention that has no good substitute from other institutions, and effective policing could prevent much of the shooting.” – Braga and Cook, 2022¹⁰

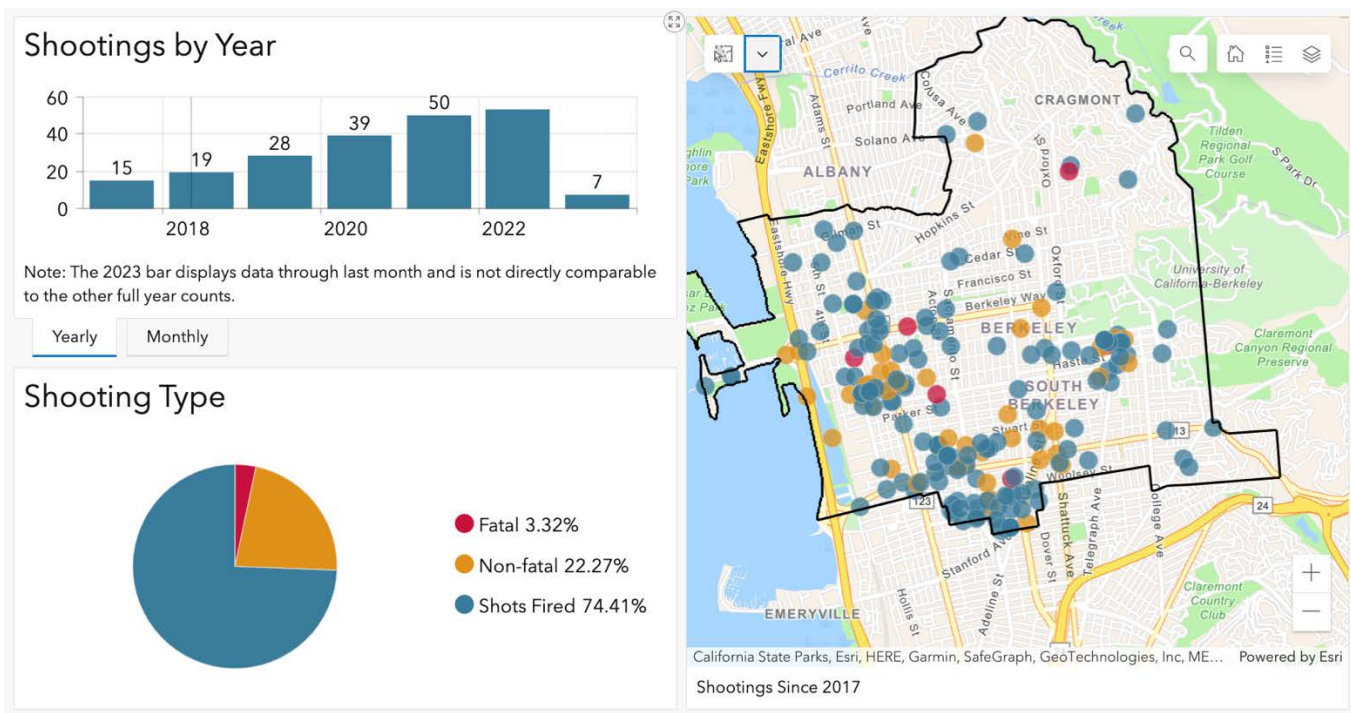
This project is best defined as “programmatically”, “prescriptive”, and “evaluative”. The goal of this project is to design a program for Berkeley to adopt – some policy prescription is needed to do that. And on the back end the program needs a way to be evaluated so that future versions integrate past successes or failures into better addressing the causes of gun violence.

It became clear to the Berkeley City Council that this rise was steep and unusual, prompting action. They are prominent stakeholders in the perseverance of said action, whatever it may be – Berkeley Ceasefire and additional measures taken. But more importantly, so are Berkeley’s inhabitants, workers, and passersby. Over the last several years in Berkeley, families of victims and concerned citizens have held rallies for change as well as vigils in memory of those killed. However, “shots fired” and “shooting-related injuries” affect even more people – not just those directly involved but also their greater neighborhood and even the whole city. Promoting a Berkeley that feels and *is* safe to all people, however lofty, is a theme of this project.

Geographic specificity here matters. (Northeast Berkeley neighborhoods Northside etc.) and the Berkeley hills area (Cragmont etc.), simply put, experience less gun violence of all varieties as defined in this project. Clearly from the map on Berkeley Police Department’s “Transparency Hub”, South (of UC Berkeley) and West Berkeley are where a majority of gun violence incidents occur and where we should be focused.

⁹ Braga, A. A., & Cook, P. J. (2023). *Policing gun violence: Strategic reforms for controlling our most pressing crime problem*. Oxford University Press.

¹⁰ Id.



11

Who is involved in these incidents matters too. South and West Berkeley are home to more people of color, people that are lower income, and who live in more of a “city-scape” proximate to Oakland and the water. In Berkeley, most perpetrators of gun violence in Berkeley are African American and victims are predominantly African American.¹² Nationwide, “Homicide risk is concentrated to a remarkable degree among Black males through much of the life span. At ages 20-29 in 2012, the firearm homicide rate for Black males was at least five times higher than that for Hispanic males and at least 20 times that for White males.”¹³ This is true for Berkeley as well. Arrested subjects, suspects, and detainees were 81% male and 19% female. They were 67% Black, 19% Hispanic, 9% white, 4% Asian, and 2% other. For firearm victims, they were 58% male, 42% female, 40% white, 25% Black, 13% other, 12% Hispanic, and 10% Asian. Notably, this includes victims of property crime, who are more likely to be white, and which distorts the racial percentages of victims. Excluding “shots fired” entirely for victims in order to exclude property damage, the race breakdown does change: 37% Black, 30% white, 15% Hispanic, and 13% other.¹⁴ These figures are for all shootings.

This report does seek to know the “*why*”. We are interested in *who* is involved in gun violence, *where* the incident took place, *what* happened, and *how* individuals were affected (injury, loss of life, fear). But crucially, “*why*” gun violence is occurring, and occurring the ways that it currently does in Berkeley, will illuminate our pursuit of the right gun violence

¹¹ *Current trends*. (n.d.). Retrieved March 7, 2023, from <https://bpd-transparency-initiative-berkeleypd.hub.arcgis.com/pages/current-trends>

¹² Berkeley Police Department, 2023

¹³ Wintemute, Garen J. “The Epidemiology of Firearm Violence in the Twenty-First Century United States.” *Annual Review of Public Health*, vol. 36, no. 1, Mar. 2015, pp. 5–19. DOI.org (Crossref), <https://doi.org/10.1146/annurev-publhealth-031914-122535>.

¹⁴ Berkeley Police Department, 2023

prevention program and program evaluation. Generally, gun violence is rising in Berkeley because nationwide, cities are seeing spikes in gun violence, locally ghost guns are proliferating, there is some gang- and street-crew gun violence, and there is some firearm-related domestic violence. However, the majority of gun violence cases are not specific to any category and is “random”. This is especially true of when police arrive on scene, possibly have witnesses, but only identify shell casings and do not apprehend a suspect. This happens more often than not.

The client in this case should seek to sustain a continued decrease in gun violence incidents, year after year. The Center for Criminal Justice Violent Crime Working Group states that city leaders and criminal justice advocates should aim for an annual homicide and violent crime reduction of 10% because that goal is both tangible and realistic for cities.¹⁵ At Berkeley’s volume, that’s about six shootings per year. Such a benchmark is helpful but not strict. Any reduction is a good sign and obviously exceeding it is welcome.

Long term, Berkeley should hope to get back to the 2017 rate of less than ten annual gun violence incidents. Over the course of less than ten years, we should expect to return to 2017 levels. If we are to expect the pandemic to continue subsiding, addressing gun violence with a holistic program should decrease gun violence now faster than it rose over the past five years due with that anomaly.¹⁶ This is what happened in Champaign, Illinois after they implemented their multi-pronged, holistic *Blueprint* program.¹⁷ The program should be monitored closely in its first year, following a very thorough annual evaluation. Then, each year there should be an analysis of shootings that occurred, what form gun violence is taking over time, and how close the city is to that 10% reduction.

Gun Crimes and Regulations Legal Landscape in Berkeley

In California, a background check is done at the point of sale for every firearm sold. It requires that everyone with a concealed carry permit complete a training that includes shooting a gun. Open carry requires a permit or is barred altogether, and the state can bar concealed carry permits to be issued to anyone they deem dangerous. The state has so far refused to enact a “Shoot First” law, also known as a “Stand Your Ground” law. Assault weapons are prohibited, except where they have been grandfathered in or modified to be “California compliant”. New handguns are required to have childproofing features and microstamping technology – which marks bullets and cartridge cases with a unique fingerprint each time the firearm is discharged. To abide by state law, firearms must be stored locked, unloaded, and separate from ammunition when a child under 18 can or will access the firearm. Ghost guns are regulated (this is not particularly enforceable), high capacity magazines are prohibited, and there is no legal immunity for the gun industry. Officials are required to trace all guns recovered at crime scenes.

People with violent misdemeanors, felonies, hate crime convictions, a short-term emergency order in place (for domestic abusers), or a history of stalking are prohibited from possessing a firearm. Domestic abusers with misdemeanor convictions or restraining orders in place, and stalkers must relinquish their weapons. Fugitives and those who have been involuntarily committed or deemed a danger to themselves or others are barred from possessing a

¹⁵ “Saving Lives: Ten Essential Actions Can Take to Reduce Violence Now.” *Council on Criminal Justice*, 12 Jan. 2022, <https://counciloncj.org/10-essential-actions/>.

¹⁶ *Gun violence prevention and response*. (n.d.). City of Champaign. Retrieved May 4, 2023, from <https://champaignil.gov/police/resources/gun-violence-prevention-and-response/>

¹⁷ *Id.*

weapon. Law enforcement, immediate family members, employers, coworkers, teachers, roommates, people with a child in common or who have a dating relationship in California can petition the court to temporarily take away gun access for those in crisis. There are no guns allowed in K-12 schools, on college campuses, at the state capitol, or in political demonstrations. Dealers are required to be licensed, are barred from completing sales while background checks are ongoing, must release their sales records to law enforcement and notify law enforcement when someone barred from doing so attempts to purchase a weapon. Finally, there are waiting periods to buy a gun. These are the foundational laws related to firearms in California.¹⁸

California also allows localities to enact their own gun safety laws. In Berkeley, discharging a firearm is illegal in all cases *except* where law enforcement is concerned or a citizen is acting in assisting an officer. Violation of this law is a misdemeanor and shall be punished by a fine of not more than one thousand dollars, or by imprisonment not to exceed six months, or by both such fine and imprisonment.¹⁹ Right now in Berkeley, there is “a rise in detection and seizure of firearms lacking serial numbers or other identifying markings, commonly known as “ghost guns””.²⁰ They are prohibited by city ordinance but have been linked to many shootings over the last several years. Each possession and use of a ghost gun (or part or frame of a ghost gun) is a Class 1 misdemeanor. In 2022, BPD seized 47 ghost guns and 72 other guns. It is a rising problem, complicating tracing guns to crimes and to people.

Data Analysis Results

Hot Spot Analysis

Hot spot analysis of shootings in Berkeley shows that they are concentrated at about seven specific sites. ArcGIS was used to do geospatial analysis on five years of shooting data in Berkeley. Because there were fewer than 2,000 data points, we were unable to run Cluster, Hot Spot, or Optimized Hot Spot analysis. Instead, Point Density analysis was used as it can run for smaller datasets.²¹

We knew broadly already that the south (of UC Berkeley) and west parts of Berkeley are where most shootings occur. Although at first shootings appeared to be clustered along long corridors, our Point Density analysis allowed us to further demonstrate what intersections and city blocks are statistically significant points of convergence that deserve attention. Seven locations were foremost identified by the software: 63rd Street & King Street, Acton Street & Russell Street, Channing Street & 8th Street, Channing Street & San Pablo Avenue, Durant Street & Sather Street, Harmon Street & Sacramento Street, and Oregon Street & Park Street (San Pablo Park). Identifiable to BPD from experience is the site just south of UC Berkeley, San Pablo Park, and two sites on Channing that relate to public housing where chronic

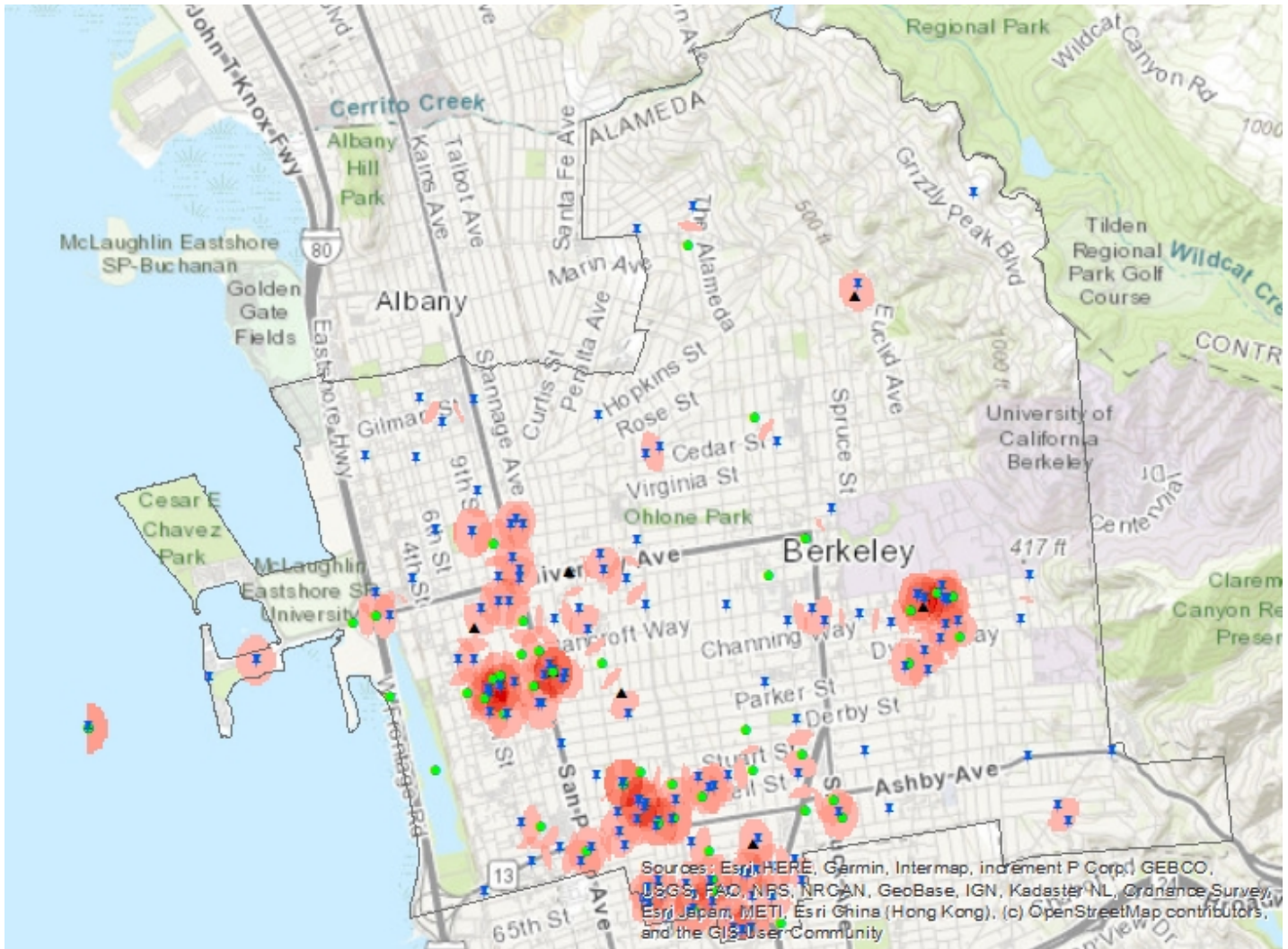
¹⁸ *California*. (n.d.). Everytown Research & Policy. Retrieved April 8, 2023, from <https://research.everytown.org/rankings/state/california/>

¹⁹ *Ch. 13.72 Discharge of Firearms*. (n.d.). Berkeley Municipal Code. Retrieved April 8, 2023, from <https://berkeley.municipal.codes/BMC/13>.

²⁰ *Ch. 13.73.010 Non-Serialized Firearms*. (n.d.). Berkeley Municipal Code: PROHIBITION OF POSSESSION OR SALE OF NON-SERIALIZED, UNFINISHED FIREARM FRAMES OR RECEIVERS AND NON-SERIALIZED FIREARMS. Retrieved April 17, 2023, from <https://berkeley.municipal.codes/BMC/13.73.010>

²¹ The Point Density Tool calculates a magnitude-per-unit area from point features that fall within an area around each cell. The sum value of points within a search area (neighborhood) is divided by the search area size to get each cell's density value. Conceptually, a neighborhood is defined around each raster cell center, and the number of points that fall within the neighborhood is totaled and divided by the area of the neighborhood. calculates the magnitude per unit area from point features within a neighborhood.

offenders are known to reside. Below we have shown the full picture of the city with the Point Density layered on top. A zoomed in portrait of each of one can be found in Appendix C.



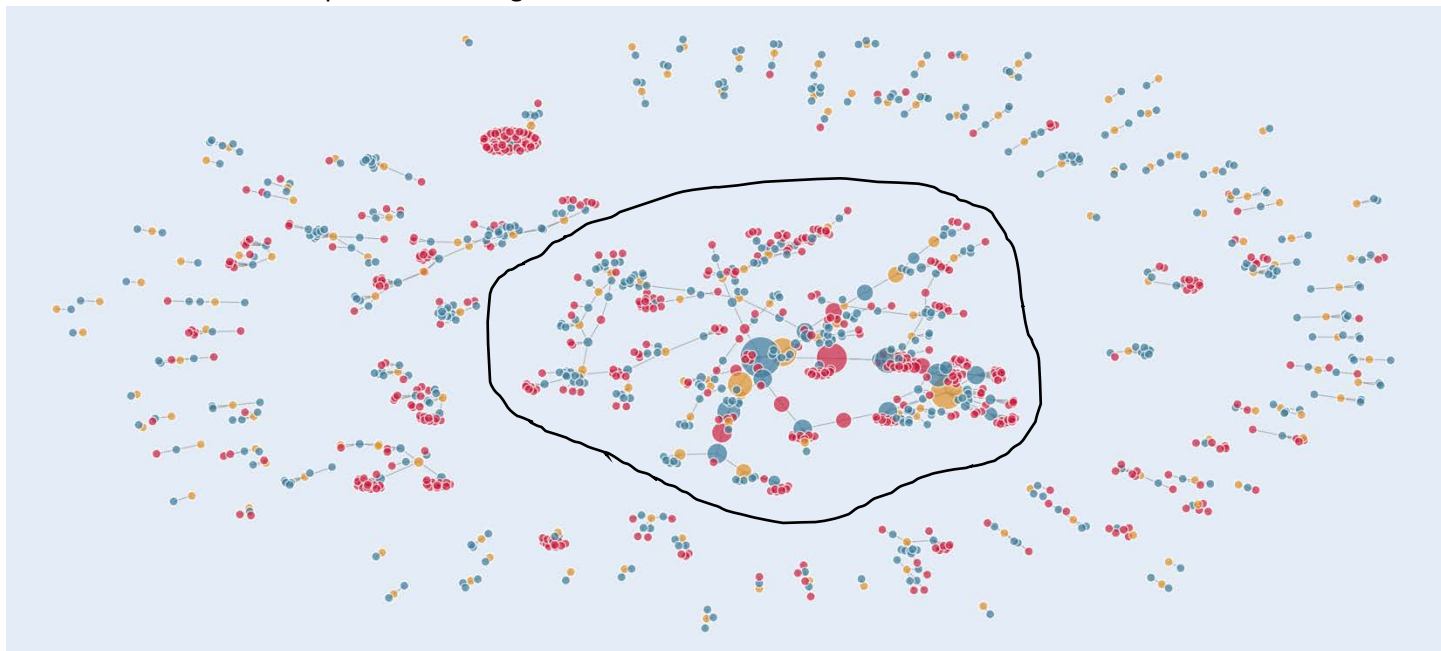
Temporal analysis of shootings in Berkeley reveals very little. There are not clear patterns about how shooting locations have changed over the last five years. There does not seem to be an identifiable pattern when viewing the shootings by quarter year.

Social Network Analysis

“By identifying high-risk individuals and transmission pathways that might not be detected by other means, a contagion-based approach could detect strategic points of intervention that would enable measures to proactively reduce the trauma associated with gun violence rather than just react to past incidents...such a contagion-based approach is centered on the

subjects of gun violence and...has the potential to move the larger public dialogue on gun violence away from efforts that rest largely on geographic or group-based policing efforts that tend to disproportionately affect disadvantaged minority communities.” – Green, Horel, and Papachristos (2017)²²

Social Network Analysis allowed us to see clearly that what Berkeley has is akin to other cities. We have a large network of incidents, suspects/detained parties/arrested, and victims. Within that network is a denser, more interconnected network at the center compared to the larger network. See below:



It is important that the distal effects of exposure are considered. With any SNA intervention, we should include not just immediate ties to victims and perpetrators but also their indirect 2nd degree and higher order ties.²³ Likelihood of victimization is two to three times greater if one has a social tie to a victim than if they have no exposure to victims.²⁴ This accounts for how transmissible victimization within networks.²⁵ In Boston’s Cape Verdean network, researchers found 85% of victims in the large component.²⁶ In Newark, 33% of all shootings occurred in network components comprising approximately less than 4% of the entire population.²⁷ Clustering also occurs *within* a network – you can

²² Green, B., Horel, T., & Papachristos, A. V. (2017). Modeling contagion through social networks to explain and predict gunshot violence in Chicago, 2006 to 2014. *JAMA Internal Medicine*, 177(3), 326. <https://doi.org/10.1001/jamainternmed.2016.8245>

²³ Papachristos, A. V., Wildeman, C., & Roberto, E. (2015). Tragic, but not random: The social contagion of nonfatal gunshot injuries. *Social Science & Medicine*, 125, 139–150. <https://doi.org/10.1016/j.socscimed.2014.01.056>

²⁴ Id.

²⁵ Green, B., Horel, T., & Papachristos, A. V. (2017). Modeling contagion through social networks to explain and predict gunshot violence in Chicago, 2006 to 2014. *JAMA Internal Medicine*, 177(3), 326. <https://doi.org/10.1001/jamainternmed.2016.8245>

²⁶ Papachristos, A. V., Braga, A. A., & Hureau, D. M. (2012). Social networks and the risk of gunshot injury. *Journal of Urban Health*, 89(6), 992–1003. <https://doi.org/10.1007/s11524-012-9703-9>

²⁷ Papachristos, A. V., Braga, A. A., Piza, E., & Grossman, L. S. (2015). The company you keep? The spillover effects of gang membership on individual gunshot victimization in a co-offending network: gang membership, networks, & victimization. *Criminology*, 53(4), 624–649. <https://doi.org/10.1111/1745-9125.12091>

see dense pockets of individuals connected to each other by a small number of ties. While perhaps not as extreme, Berkeley's network follows a similar dynamic, as is visually apparent.

Key Criteria

Do not allow non-police interventions in a program to amount to more than the allotted \$1 million. Berkeley Police explained to me that that budget was for non-police interventions. The annual Ceasefire budget that was passed by the City Council is for non-police interventions of one million dollars in sum. Anything of that nature under the umbrella of the program cannot exceed this amount annually. This is the most difficult criterion to fulfill, as we will see that most non-police program elements likely surpass this budget. It is probable more funds will need to be procured, and demonstrated project success will help the city to prioritize and justify more funding.

Reduction of shootings by 10% per year.²⁸ For Berkeley this amounts to about 5 shootings per year. This is the basic measure of effectiveness for the project, supported by literature – specifically it is the recommendation to law enforcement by the Council on Criminal Justice. This criterion is essential, although it may take time to achieve. Any reduction should be seen as a success. But, the program should be flexible enough to allow for alterations to be made continually to enable the program to get to a 10% reduction in shootings annually.

The program needs to be workable to the City Manager's Office that will authorize the program. This report will be read and implemented by the Office of the City Manager. It is necessary that the report is understandable from their point of view and also acceptable from a political standpoint. The city is still hiring for the specific position of Assistant to the City Manager so it is impossible to know the constraints they will bring to the project.

This program needs to avoid delegitimizing the Berkeley police, instilling fear of crime in Berkeley residents, and decreasing the community's collective efficacy.^{29, 30} These metrics are signs that the community-police relationship is breaking down. Police legitimacy means that the public consents to police authority and sees their part of the contract as obeying city laws. Crime spikes or hostility toward police are signs that police legitimacy is decreasing. Fear of crime can occur when a portion of the city is visually seeing more police in their immediate vicinity and interpreting this as a sign that crime has increased. When fear of crime increases in a city, fewer people interact with their neighbors or report incidents that they feel are happening all the time. Collective efficacy is the social cohesion of a group, which allows for residents to enforce mutually agreed upon norms and rules for their neighborhood. Ensuring community-police relationship success is critical to the mission of reducing gun violence. Even if short-term goals are achieved, a breakdown could offset any gains in long-term crime control.³¹ A community survey or way for residents to report how they are feeling and behaving in their neighborhood after the treatment begins would be a good start to evaluating this

²⁸ Saving lives: Ten essential actions cities can take to reduce violence now. (2022, January 12). *Council on Criminal Justice*. <https://counciloncj.org/10-essential-actions/>

²⁹ Weisburd, D., Bushway, S., Lum, C., & Yang, S.-M. (2004). Trajectories of crime at places: A longitudinal study of street segments in the city of Seattle*. *Criminology*, 42(2), 283–322. <https://doi.org/10.1111/j.1745-9125.2004.tb00521.x>

³⁰ Weisburd, D., & Telep, C. W. (2014). Hot spots policing: What we know and what we need to know. *Journal of Contemporary Criminal Justice*, 30(2), 200–220. <https://doi.org/10.1177/1043986214525083>

³¹ Id.

metric. If funds allow, having a polling agency do this work formally would go a long way to ensuring the health of the community-police relationship.

Continually monitor the program and analyze progress to ensure success. Ensure that there are personnel to monitor and evaluate the program in its infancy and on the annual. Both budget and effectiveness need to be monitored. The budget constraints are above, and it needs to be reviewed not only annually but as the program goes along to make sure that non-police interventions will not exceed the one million dollar figure at year's end. In terms of effectiveness we know that our aim is about 5 fewer shootings per year. *But*, we want to stay in touch with different safety practitioners to make sure that what is being seen and heard on the ground lines up with this goal – even before the year is over.

Use of police and non-police resources. It is well known that the police are not a multitool for all public safety issues. Many issues can be addressed or improved using city services or community-based organizations (CBOs). The gun violence intervention program needs to utilize both the capabilities of law enforcement and the different services available through the city or CBOs.

Program components

Component #1: Hot Spots Policing/Place-based Policing

Based on a long history of experimental and quasi-experimental studies and evidence, it is now known that hot spots policing – focusing on places not people – is an effective crime prevention strategy.^{32, 33, 34} Hot spots are identified by creating a crime map, usually with a GIS mapping system, plotting incidents, and using one of the various mathematical hot spot tools to highlight where crime convergence is unusually high compared to other micro-units of a city. Police randomly idle at hot spots every several hours and remain there for 15-20 minutes.³⁵ An absolute minimum of 10 minutes must be spent there to have a crime control effect and some “survival time”.³⁶ Survival time is the amount of time after police leave that an area remains disorder- and crime-free.³⁷ Koper (1995) studied the residual deterrent effects of police patrols in hot spots and whether longer “dosages” (time spent at a hot spot) created stronger effects. He found that each additional minute of police presence increased survival time by 23%.³⁸

Two theories underpin this strategy. First, deterrence: police can maximize crime and disorder reduction at hot spots simply by being visible randomly and intermittently, thus maximizing deterrence and minimizing the amount of

³² Weisburd, D., & Telep, C. W. (2014). Hot spots policing: What we know and what we need to know. *Journal of Contemporary Criminal Justice*, 30(2), 200–220. <https://doi.org/10.1177/1043986214525083>

³³ Braga, A. A., Papachristos, A. V., & Hureau, D. M. (2010). The concentration and stability of gun violence at micro places in Boston, 1980–2008. *Journal of Quantitative Criminology*, 26(1), 33–53. <https://doi.org/10.1007/s10940-009-9082-x>

³⁴ Skogan, W. G., & Frydl, K. (2004). *Fairness and effectiveness in policing: The evidence*. National Academies Press.

³⁵ Koper, C. S. (1995). Just enough police presence: Reducing crime and disorderly behavior by optimizing patrol time in crime hot spots. *Justice Quarterly*, 12(4), 649–672. <https://doi.org/10.1080/07418829500096231>

³⁶ Id.

³⁷ Id.

³⁸ Id.

unnecessary time spent at hot spots. Second, crime opportunity reduction: police presence modifies the opportunity structure to cause crime and disorder at hot spots.³⁹

The concern has often been, if you are patrolling certain micro-locations more often, you might encounter negative crime spillover effects to neighboring areas as the hot spot is recognized to encounter police more often.⁴⁰ However, several studies have shown that what is more likely is the diffusion of crime control benefits into the surrounding areas, not crime displacement.^{41, 42, 43, 44}

In one small city in the Midwest, continual adjustment of hot spots, and active management and tracking of patrols helped keep officers diligent as a trend has been that effectiveness of this intervention decreases over time. This study showed that without deep problem solving efforts, a sustained visible presence approach can also serve to impact crime over the long run.⁴⁵ This strategy can easily be operationalized for Berkeley gun violence. For this report, hot spot analysis was run and seven locations were identified [12].

Component #2: Hot Spots Policing Version of Problem-Oriented Policing (POP)

The same theories of deterrence and opportunity reduction underlie POP at hot spots. Braga (2012) found that POP programs that incorporate hot spots policing produced effect sizes more than double those produced by hot spots studies only on police presence.⁴⁶ POP is associated with statistically significant impacts on crime reduction and shows no evidence of crime displacement.⁴⁷

The first step to POP at each hot spot is identifying the spots, bumping up police presence for the near future, and spending that same 15 minutes every few hours of patrol at the spot, patrolling and scanning for potential problems

³⁹ Braga, A. A., Turchan, B. S., Papachristos, A. V., & Hureau, D. M. (2019). Hot spots policing and crime reduction: An update of an ongoing systematic review and meta-analysis. *Journal of Experimental Criminology*, 15(3), 289–311. <https://doi.org/10.1007/s11292-019-09372-3>

⁴⁰ Weisburd, D., & Telep, C. W. (2014). Hot spots policing: What we know and what we need to know. *Journal of Contemporary Criminal Justice*, 30(2), 200–220. <https://doi.org/10.1177/1043986214525083>

⁴¹ Braga, A. A., Turchan, B. S., Papachristos, A. V., & Hureau, D. M. (2019). Hot spots policing and crime reduction: An update of an ongoing systematic review and meta-analysis. *Journal of Experimental Criminology*, 15(3), 289–311. <https://doi.org/10.1007/s11292-019-09372-3>

⁴² Sherman, L. W., & Weisburd, D. (1995). General deterrent effects of police patrol in crime “hot spots”: A randomized, controlled trial. *Justice Quarterly*, 12(4), 625–648. <https://doi.org/10.1080/07418829500096221>

⁴³ Weisburd, D., Wyckoff, L. A., Ready, J., Eck, J. E., Hinkle, J. C., & Gajewski, F. (2006). Does crime just move around the corner? A controlled study of spatial displacement and diffusion of crime control benefits. *Criminology*, 44(3), 549–592. <https://doi.org/10.1111/j.1745-9125.2006.00057.x>

⁴⁴ Bowers, K. J. (2004). Prospective hot-spotting: The future of crime mapping? *British Journal of Criminology*, 44(5), 641–658. <https://doi.org/10.1093/bjc/azh036>

⁴⁵ Koper, C. S., Lum, C., Wu, X., & Hegarty, T. (2021). The long-term and system-level impacts of institutionalizing hot spot policing in a small city. *Policing: A Journal of Policy and Practice*, 15(2), 1110–1128. <https://doi.org/10.1093/policing/paaa096>

⁴⁶ Braga, A. A. (2008). *Problem-oriented policing and crime prevention* (2nd ed). Willow Tree Press.

⁴⁷ Hinkle, J. C., Weisburd, D., Telep, C. W., & Petersen, K. (2021). Problem-oriented policing for reducing crime and disorder: An updated systematic review and meta-analysis. *CrimRxiv*. <https://doi.org/10.21428/cb6ab371.5277ad69>

using the SARA method (see Literature Review [50]). Regarding what to do at each spot, most traditionally the S.A.R.A. method (Scanning-Analysis-Response-Assessment) is used when applying POP.⁴⁸

Police presence is theorized to deter would-be criminal acts from occurring, and this bears out in the research.⁴⁹ This deterrence is key, but in practice it cannot go on forever. While there, police document problems that could facilitate crime, whether they be social or environmental. That is where other entities, and the police department staff that liaises with them, come into play. Depending on the unique environment of each hot spot, the department would come together and determine what non-police interventions would transform the location. This could involve street teams to diffuse possibly violent situations, street lighting, the addition of green space, among many other interventions. If these transformations cause the area to be perceived differently by would-be criminals (again, this bears out in the research), the program's impact has the staying power to continue to deter gun violence longer than simply patrolling hot spots.

Social Network Analysis, Focused Deterrence, and Social Services

Some social network analysis (SNA) was done for this report. Further SNA may have to be done as time passes or as other alternatives are identified. "Gunshot violence follows an epidemic-like process of social contagion that is transmitted through networks of people by social interactions."⁵⁰ Social network analysis allows police to see clearly which people are most connected to incidents of gun violence and either victims or perpetrators of gun violence.^{51, 52, 53} Studies show that it is these individuals who are most at risk of becoming involved in gun violence for the first time or again. The theories of change here are deterrence and social supports.

Component #3: SNA and Focused Deterrence/Custom Notifications

From SNA the police can identify those most at-risk of gun violence perpetration or victimization. The task then is to deliver a message that violence will no longer be tolerated in the community and that any violence will be met with swift consequences. Champaign, Illinois has a program where these "custom notifications" are not done by law enforcement

⁴⁸ Eck, J. E., & Spelman, W. (1987). *Problem-solving: Problem-oriented policing in Newport News*. U.S. Dept. of Justice, National Institute of Justice.

⁴⁹ Koper, C. S. (1995). Just enough police presence: Reducing crime and disorderly behavior by optimizing patrol time in crime hot spots. *Justice Quarterly*, 12(4), 649–672. <https://doi.org/10.1080/07418829500096231>

⁵⁰ Green, B., Horel, T., & Papachristos, A. V. (2017). Modeling contagion through social networks to explain and predict gunshot violence in Chicago, 2006 to 2014. *JAMA Internal Medicine*, 177(3), 326. <https://doi.org/10.1001/jamainternmed.2016.8245>

⁵¹ Zeoli, A. M., Pizarro, J. M., Grady, S. C., & Melde, C. (2014). Homicide as infectious disease: Using public health methods to investigate the diffusion of homicide. *Justice Quarterly*, 31(3), 609–632. <https://doi.org/10.1080/07418825.2012.732100>

⁵² Papachristos, A. V., Braga, A. A., & Hureau, D. M. (2012). Social networks and the risk of gunshot injury. *Journal of Urban Health*, 89(6), 992–1003. <https://doi.org/10.1007/s11524-012-9703-9>

⁵³ Papachristos, A. V., Wildeman, C., & Roberto, E. (2015). Tragic, but not random: The social contagion of nonfatal gunshot injuries. *Social Science & Medicine*, 125, 139–150. <https://doi.org/10.1016/j.socscimed.2014.01.056>

but by a community-based organization.⁵⁴ This is because when police do notifications, receptivity of that “hard” message by individuals can be very low.⁵⁵

At the least, in Berkeley, street outreach or social workers would need to accompany the police for the delivery of the custom notification and/or provide a written notice of zero tolerance signed by the police chief. The notice would detail that individual’s legal vulnerabilities for their specific criminal history. Avoidance of punishment, theoretically and empirically, is what drives gun violence down. So, for focused deterrence to work, the desire to avoid punishment needs to be there.

After the individual is given the “hard” message, the CBO can deliver the helping or “soft” message. The “soft” message is that neither the CBO nor the police nor the individual’s family want to see them dead from gun violence, and essentially, they all want to help lift this person out of a violent future. They offer the individual various services to help them navigate a new way forward. The downside to this intervention is that the individual can reject both messages, stay involved in violence, and refuse social services. Focused deterrence has credibility in the literature but is by no means the only way the police can utilize SNA.

Component #4: SNA and Social Services

Through identification using SNA, the police can connect at-risk people with community-based organization case managers and thus to social services. This can include case management broadly, mental health services, housing assistance, reentry services for the formerly incarcerated, economic opportunity (employment, training), restorative justice, among other services.

The vast majority of these types of interventions would require the city to partner with CBOs or other city departments⁵⁶ and, as with environmental improvements in Problem Solving Policing, require some sort of go-between for the Berkeley Police Department to monitor the course of the program. The theory of change here is that with additional social supports, the impetus to turn to delinquency and gun violence decreases.⁵⁷ For example, for the young man who is occasionally dealing drugs with a gun and has many connections to gunshot victims, perhaps job training and employment may provide him financial incentive to refrain from carrying a handgun and dealing drugs. For the older gang member, perhaps stable housing opportunities for their family would remove them from the geographic area the gang operates in and provide a way out of life on the street. These are just examples, but very targeted social services can and do change people’s motivations for engaging in violence.⁵⁸ There is not much of a role for law enforcement to play in this intervention, it is more a city-CBO partnership that precludes the “hard” message described above.

⁵⁴Elvir, J. (2023, March 22). *Champagne, Illinois Blueprint Program* [Zoom].

⁵⁵ Id.

⁵⁶ *Pivot*. (n.d.). Retrieved February 15, 2023, from <https://www.cincinnati-oh.gov/police/community-involvement/pivot/>

⁵⁷ Braga, A. A., Papachristos, A. V., & Hureau, D. M. (2010). The concentration and stability of gun violence at micro places in Boston, 1980–2008. *Journal of Quantitative Criminology*, 26(1), 33–53. <https://doi.org/10.1007/s10940-009-9082-x>

⁵⁸ Id.

Component #5 Warrants to Remove Firearms from Domestic Abusers (DVROs) and Individuals Posing a Danger to Themselves or Others (GVROs), Court-Issued Protective Orders, and Criminal Protective Orders (CPOs)

Combining the use of DVROs with GVROs, Court-Issued Protective Orders, and CPOs might be impactful. Each of these are aimed at preventing people deemed to be a danger to themselves or others from possessing a firearm.⁵⁹ GVROs – also referred to as “red flag laws” – are court-issued orders that temporarily suspend a person’s access to firearms when they are found to pose a significant risk to themselves or others by having legal access to firearms or ammunition. Court-Issued Protective Orders are certain orders from a court prohibiting specified persons (also called the “restrained party” or “respondent”) from possessing firearms or ammunition. CPOs are like DVROs, but are issued by a court during a criminal case, or after a finding of guilt. Like GVROs and DVROs, CPOs prohibit the subject of the order from possessing firearms or ammunitions.⁶⁰ Using each of these more and in addition to DVROs would augment the strategy of using DVROs more often in the community.

Component #6 Street Outreach Workers/Violence Interrupters

Out of the public health science of behavioral epidemiology emerged the idea that violence is a social contagion capable of spreading from individual to individual based on exposure.⁶¹ Street Outreach Workers or “Violence Interrupters” address this cause by being a presence on the street, stopping the spread of the contagion of violence. Street Outreach Workers help identify violence and interrupt or mediate it in real time. They are credible messengers, often formerly incarcerated or have been involved in or affected by violence in the past. They bolster any law enforcement intervention they aid due to that credibility.⁶² They often have connections to or knowledge of the street life, culture, and “code”, and can be a quality “go-between” for those living a life of violence and the larger gun violence intervention program.⁶³

Operating beneath this strategy is the aim to increasing informal social controls – or fortifying a community’s collective norms and standards of conduct, and encouraging community members to uphold them. When done well it “marries the goal of strengthening a community’s moral voice against violence with the imperative to offer help to its highest risk population.⁶⁴ It also lends itself to concrete violence interventions, such as controlling rumors during moments of

⁵⁹ *Domestic violence restraining orders and gun violence restraining orders.* (2022, September 20). State of California - Department of Justice - Office of the Attorney General. <https://oag.ca.gov/ogvp/gvro-dvro>

⁶⁰ Id.

⁶¹ Butts, J. A., Roman, C. G., Bostwick, L., & Porter, J. R. (2015). Cure violence: A public health model to reduce gun violence. *Annual Review of Public Health*, 36(1), 39–53. <https://doi.org/10.1146/annurev-publhealth-031914-122509>

⁶² Considering the place of streetwork in violence interventions. (n.d.). *National Network for Safe Communities (NNSC)*. Retrieved March 31, 2023, from <https://nnscommunities.org/guides/considering-the-place-of-streetwork-in-violence-interventions/>

⁶³ Id.

⁶⁴ *Op-ed: What we know (And don’t know) about street outreach and gun violence prevention.* (2021, October 25). Chicago Tribune. <https://www.chicagotribune.com/opinion/commentary/ct-opinion-chicago-gun-violence-street-outreach-20211025-6pylamxs5jzazhyya3x3nb3eya-story.html>

conflict, calming people down to defuse potential retaliation, and mentoring people at high risk of hurting someone or being hurt”.⁶⁵

Component #7 Hospital-Based Violence Intervention

Hospital-Based Violence Intervention Programs identify violently injured patients and intervene at their hospital bedside immediately following a violent victimization. Patients are assigned a case manager or social worker who evaluates patients based on the patient’s perception of their own psychosocial, emotional, or financial needs and connects them with providers in the community that are capable of addressing those needs. Various models tend to emphasize that case workers need to be culturally competent and it is beneficial if they come from similar environments as patients. In the San Francisco Bay Area, there are two such programs. The Wraparound Program is run by Zuckerberg San Francisco General Hospital, and they utilize hospital social worker staff to work with patients if they opt in.⁶⁶ The other is run through Highland Hospital in Oakland by YouthAlive! – a CBO.⁶⁷ I was unable to reach these programs to better understand their similarities and differences. That said, gunshot victims in Berkeley go to Highland Hospital as it is the local Trauma 1 hospital.

Component #8 Gun Buyback Programs

Gun buyback programs are a supply-side oriented tactic to reduce gun violence. Gun buyback programs are “no-questions-asked”, anonymous forums for community members to relinquish weapons in exchange for monetary value – usually cash or a gift card. The theory of change here is financial – money incentivizes those willing to part with their weapon to do so, thereby the community becomes safer for each gun collected in the buyback program.

Longer Term Solutions Addressing the Root Causes of Gun Violence

It is indisputable that addressing the root causes of negative social phenomena improves well-being and has a decreasing effect on violence overall. Berkeley should either start or continue to improve public schools, lessen income inequality and poverty, invest in quality public housing and public services, and build social bridges so under-resourced community members can thrive. They should continue to minimize easy access to firearms by high-risk people – legislatively or via the warrant described above. However, the urgency of this issue makes these longer term solutions drive change over the course of years not months, and are thus outside the particular scope of this project. These solutions should, however, absolutely be part of the normal operations of the city of Berkeley.

Evaluating Components Using Criteria

Hot Spots Policing

⁶⁵ Considering the place of streetwork in violence interventions. (n.d.). *National Network for Safe Communities (NNSC)*. Retrieved March 31, 2023, from <https://nnscommunities.org/guides/considering-the-place-of-streetwork-in-violence-interventions/>

⁶⁶ *Wraparound project*. (n.d.). Retrieved May 5, 2023, from <https://wraparound.ucsf.edu/>

⁶⁷ O’Brien, J. (2019, June 20). Dinner honors clients, highland social workers. *Youth ALIVE!* <https://www.youthalive.org/dinner-honors-clients-highland-social-workers/>

The majority of the U.S. public believes policing is more cost-effective than incarceration and supports focus on sentinel patrols (patrolling and prevention rather than solving crimes already committed) and crime Hot Spots Policing (HSP).⁶⁸ This is relevant because it is common knowledge that Berkeley is to the political left of the U.S. average and therefore is less punitive.

There is very robust evidence not only that hot spots policing is an effective crime prevention strategy but that it has significant diffusion of crime control benefits rather than crime displacement.⁶⁹ It is well established that mere presence of law enforcement at hot spots is sufficient to deter crime.^{70, 71, 72, 73} “Crime prevention is maximized when police focus resources on these micro-units of geography.” While this may seem controversial at the outset, understanding that the micro-units examined here are street segments or intersections. No neighborhood or city area is targeted broadly. Hot spots here are hyper-local locations where there has been a convergence of shootings surrounding that spot. 20 out of 25 experimental or quasi-experimental evaluations report crime reductions, so the vast majority, suggest that when police focus in on this micro-unit they can positively impact public safety in that area.⁷⁴

The Berkeley Police Department says that HSP could be accomplished without increasing costs, with officers spending more time at hot spots along their regular beats. During the day shift there are 14 beats (down from 16 due to staffing shortages). During the night shift they collapse into seven. Each hot spot would require officer presence for 15 minutes every few hours at random.⁷⁵ The main cost of this alternative is a department-wide training where all officers would be taught the efficacy and responsibilities of performing Hot Spots Policing.

⁶⁸ Metcalfe, C., & Pickett, J. T. (2018). The extent and correlates of public support for deterrence reforms and hot spots policing: Deterrence reforms and hot spots policing. *Law & Society Review*, 52(2), 471–502. <https://doi.org/10.1111/lasr.12327>

⁶⁹ Braga, A. A., Turchan, B. S., Papachristos, A. V., & Hureau, D. M. (2019). Hot spots policing and crime reduction: An update of an ongoing systematic review and meta-analysis. *Journal of Experimental Criminology*, 15(3), 289–311. <https://doi.org/10.1007/s11292-019-09372-3>

⁷⁰ Weisburd, D., & Telep, C. W. (2014). Hot spots policing: What we know and what we need to know. *Journal of Contemporary Criminal Justice*, 30(2), 200–220. <https://doi.org/10.1177/1043986214525083>

⁷¹ Braga, A. A., Turchan, B. S., Papachristos, A. V., & Hureau, D. M. (2019). Hot spots policing and crime reduction: An update of an ongoing systematic review and meta-analysis. *Journal of Experimental Criminology*, 15(3), 289–311. <https://doi.org/10.1007/s11292-019-09372-3>

⁷² Braga, A. A., Papachristos, A. V., & Hureau, D. M. (2010). The concentration and stability of gun violence at micro places in Boston, 1980–2008. *Journal of Quantitative Criminology*, 26(1), 33–53. <https://doi.org/10.1007/s10940-009-9082-x>


⁷³ Skogan, W. G., & Frydl, K. (2004). *Fairness and effectiveness in policing: The evidence*. National Academies Press.

⁷⁴ Weisburd, D., & Telep, C. W. (2014). Hot spots policing: What we know and what we need to know. *Journal of Contemporary Criminal Justice*, 30(2), 200–220. <https://doi.org/10.1177/1043986214525083>

⁷⁵ Koper, C. S. (1995). Just enough police presence: Reducing crime and disorderly behavior by optimizing patrol time in crime hot spots. *Justice Quarterly*, 12(4), 649–672. <https://doi.org/10.1080/07418829500096231>



City of Berkeley Police Beats



*Berkeley Daytime Beats (collapse into eight at night)*⁷⁶

Crime concentration has been studied in small cities some, and those studies have concluded that crime concentrates more not less in small cities. Generally, “reducing crime by 20% at hot spots that generate 50% of a jurisdiction’s crime should reduce the locality’s overall crime level by roughly 10%.”⁷⁷ “City leaders should commit to tangible reductions in these measures. Annual 10% reductions in homicides and non-fatal shootings are realistic goals.”⁷⁸ It is likely that this intervention will reduce shootings by 10% annually for as long as the program can be maintained. I am confident in this

⁷⁶ Berkeley Police Department, 2023

⁷⁷ Nagin, D. S., & Sampson, R. J. (2019). The real gold standard: Measuring counterfactual worlds that matter most to social science and policy. *Annual Review of Criminology*, 2(1), 123–145. <https://doi.org/10.1146/annurev-criminol-011518-024838>

⁷⁸ Saving lives: Ten essential actions can take to reduce violence now. (2022, January 12). *Council on Criminal Justice*. <https://counciloncj.org/10-essential-actions/>

with one strong caveat: the gun violence concentration in hot spots does not reach 50% of overall levels, so it is harder to project just how much gun violence will drop.

I am also confident that the issue of gun violence is poignant enough to make this intervention politically feasible. It is BPD's experience that the city council has an appetite for law enforcement action to address gun violence. While the Assistant to the City Manager has not been hired yet, we can have moderate confidence in interpreting this appetite as consistent in city government.

"It is not entirely clear whether police can achieve and maintain such 'system-level' impacts through HSP."⁷⁹ There is strong evidence of eventual of deterrence decay – due to either police loss of focus or fatigue.⁸⁰ Another weakness of this alternative is that it is truly short-term and difficult to maintain. Decay can also be caused by non-geographical crime displacement such as offense type, target, or temporal displacement.⁸¹ Displacement by type is when offenders switch crime; displacement by target is when they change who they are victimizing; and displacement temporally is when time or date is altered to avoid detection.⁸²

"Prior studies of HSP, which have often focused on pilot or other temporary programs, have mostly used follow-up periods ranging from a few months or less (in most studies) to 1–2 years; very rarely have they gone beyond 2 or 3 years to assess the long-term institutionalization and impacts of these strategies. Notably, the studies of HSP's aggregate-level effects highlighted above spanned several months at most."⁸³ In one exception, a study of the HSP program in Manhattan, Kansas over the course of 8 years, violent crime dropped by 39.8% over 8 years. But, strength of the effect did weaken over time.⁸⁴

The perception of aggressive policing may drive a wedge between the community and police. Studies have conflicted on whether HSP produces a negative impact on police legitimacy but most study data do not support that concern.⁸⁵ Resident fear of crime at hot spots is relatively unaffected by increased police intervention. There is little empirical evidence to date on the impact of HSP approaches on citizens in targeted areas in terms of fear, collective efficacy, or

⁷⁹ Nagin, D. S., & Sampson, R. J. (2019). The real gold standard: Measuring counterfactual worlds that matter most to social science and policy. *Annual Review of Criminology*, 2(1), 123–145. <https://doi.org/10.1146/annurev-criminol-011518-024838>

⁸⁰ Koper, C. S., Lum, C., Wu, X., & Hegarty, T. (2021). The long-term and system-level impacts of institutionalizing hot spot policing in a small city. *Policing: A Journal of Policy and Practice*, 15(2), 1110–1128. <https://doi.org/10.1093/police/paaa096>

⁸¹ Id.

⁸² Weisburd, D., & Telep, C. W. (2014). Hot spots policing: What we know and what we need to know. *Journal of Contemporary Criminal Justice*, 30(2), 200–220. <https://doi.org/10.1177/1043986214525083>

⁸³ Eck, J. (1993). Criminal Justice Abstracts. *Problem Solving Quarterly: A Police Executive Research Forum Publication Reporting on Innovative Approaches to Policing*, 6(3), 1–2.

⁸⁴ Koper, C. S., Lum, C., Wu, X., & Hegarty, T. (2021). The long-term and system-level impacts of institutionalizing hot spot policing in a small city. *Policing: A Journal of Policy and Practice*, 15(2), 1110–1128. <https://doi.org/10.1093/police/paaa096>

⁸⁵ Weisburd, D., & Telep, C. W. (2014). Hot spots policing: What we know and what we need to know. *Journal of Contemporary Criminal Justice*, 30(2), 200–220. <https://doi.org/10.1177/1043986214525083>

attitudes toward the police more generally.⁸⁶ Based on these overall findings, I am very confident that HSP has low or no negative impact on fear, collective efficacy, or police legitimacy.

Hot Spots Version of Problem-Oriented Policing (POP)

Implementing POP at hot spots would use normal staff hours and beats, not increasing costs. It *would* require training, redirecting patrols, or rearranging staff activities (including researcher/analyst capacity) which would likely cost less than \$1 million, but this intervention is not beholden to that criterion. It would require heavy use of the Violence Prevention Working Group and the Crime Prevention Through Environmental Design (CPTED) strategies – a multi-disciplinary approach to reduce opportunities for crime that are inherent in structure design, architectural planning and design, and the management of natural environments.⁸⁷ According to John Eck, Ph.D., this approach needs to recognize who has power over places, and that is primarily property owners – landlords, homeowners, public housing authorities, and businesses that own their buildings. These people need to buy in to whatever changes Berkeley wants to make to specific environments that are relevant to them.

Few studies have done cost-benefit analysis on this intervention but in all cases where cost-benefit was measured, POP projects were associated with a substantial cost savings.⁸⁸ A meta-analysis of POP programs shows statistically significant reduction in crime by 34%. But, specifically, violent crime studies did not yield a significant effect but the reduction was still positive, 9.5%. There are some violent crime studies in the meta-analysis but they don't have the same large drops that property crime studies show. Still, studies show evidence of some impact of POP programs.⁸⁹ It shows no evidence of crime displacement and possibly diffusion of crime benefits.⁹⁰ It is proven that things that are aggressive do not work as well as things that are problem-solving.⁹¹ I am somewhat confident that it is likely to reduce shootings by about 10%.

Because this strategy does not direct patrols only, but focuses on problem-solving and may leverage non-police resources like city services, it is less controversial as there is less of a chance of increased enforcement on low-income neighborhoods of color. This will make it more palatable to Berkeley residents and politicians. These changes, unlike altered patrolling alone, are far more sustainable over time. POP (and CPTED) is more capable of maintaining its negative impact on crime over time. You may have multiple iterations of solving the problem (e.g. maintaining green space) but this is doable.

In the meta-analysis of P.O.P. Six, eight, and three studies collectively show limited impact on police legitimacy, fear of crime, and collective efficacy respectively. The most rigorous study designs show little to no decrease on police legitimacy but, the studies are not consistent with one another. Often, they show that people who live near target

⁸⁶ Weisburd, D., & Telep, C. W. (2014). Hot spots policing: What we know and what we need to know. *Journal of Contemporary Criminal Justice*, 30(2), 200–220. <https://doi.org/10.1177/1043986214525083>

⁸⁷ *Current trends*. (n.d.). Retrieved March 7, 2023, from <https://bpd-transparency-initiative-berkeleypd.hub.arcgis.com/pages/current-trends>

⁸⁸ Braga, A. A., Turchan, B. S., Papachristos, A. V., & Hureau, D. M. (2019). Hot spots policing and crime reduction: An update of an ongoing systematic review and meta-analysis. *Journal of Experimental Criminology*, 15(3), 289–311. <https://doi.org/10.1007/s11292-019-09372-3>

⁸⁹ Hinkle, Joshua C., et al. "Problem-Oriented Policing for Reducing Crime and Disorder: An Updated Systematic Review and Meta-Analysis." *CrimRxiv*, July 2021. *DOI.org (Crossref)*, <https://doi.org/10.21428/cb6ab371.5277ad69>.

⁹⁰ Id.

⁹¹ Eck, J. (2023, March 24). *Professor of Criminal Justice at the University of Cincinnati* [Zoom].

problem sites are more susceptible to fear of crime.⁹² Collectively, they show mixed and inconsistent effects on collective efficacy.

According to John Eck, Ph.D., the main downside to this is that it is most likely to reduce shootings over a period of months or years, not necessarily right away. There will need to be interim solutions while that success is being developed. Hot spots patrol can certainly fill that gap, or other interventions.⁹³ Depending on urgency and how easily the “problems” can be addressed, this may or may not be preferable in Berkeley.

SNA and Focused Deterrence

SNA and focused deterrence require normal data analyst personnel hours which use existing staff time and adds \$0. It requires officer training, which is exempt from the cost criterion but would likely meet it. However, this also requires contracting with a CBO and monitoring their participation, which likely costs around \$1 million. Social network analysis models gun violence in a way that helps identify who could be victimized in the future and to target individuals with law enforcement messages.⁹⁴ The literature shows that these individuals would have to adopt permanent lifestyle changes in order to sustain lower tendency toward gun violence. Also, new high-risk individuals would need to be prevented from entering the pool of violence, so SNA would need to be iterative for the program to be successful. Gun violence reduction strategies are best served by directing intervention and prevention toward high-risk social networks.⁹⁵ A “hard” message with a “soft” message can beneficially leverage both law enforcement and social services. Focused deterrence studies conclude that they statistically significantly reduce gun violence, making me somewhat confident that reductions could meet 10% annually.

According to Cody Telep Ph.D., “focused deterrence can be effective in a smaller city if violence is concentrated among a small group of individuals. There is some good evidence from places like Lowell, MA that are similar in size to Berkeley.⁹⁶ The challenging part for a small city can just be coordinating all the criminal justice organizations and resources needed to create [credible deterrence] to make the program successful in a small environment.”⁹⁷

The Berkeley Ceasefire D2 Ad Hoc Advisory Group Brief reflects a sole focus on social services and a lack of political will to engage law enforcement directly with at-risk individuals. This intervention has moderate political feasibility, as the Brief does mention that BPD is already playing a role in SNA. While there is no literature evidence, logic says that because this affects a very small group of people rather than a neighborhood or hot spot, it is not voluminous enough to cause fear of crime to rise, or police legitimacy or collective efficacy to fall. I am very confident in this low risk.

⁹² Hinkle, Joshua C., et al. “Problem-Oriented Policing for Reducing Crime and Disorder: An Updated Systematic Review and Meta-Analysis.” *CrimRxiv*, July 2021. *DOI.org (Crossref)*, <https://doi.org/10.21428/cb6ab371.5277ad69>.

⁹³ Eck, J. (2023, March 24). *Professor of Criminal Justice at the University of Cincinnati* [Zoom].

⁹⁴ Green, B., Horel, T., & Papachristos, A. V. (2017). Modeling contagion through social networks to explain and predict gunshot violence in Chicago, 2006 to 2014. *JAMA Internal Medicine*, 177(3), 326. <https://doi.org/10.1001/jamainternmed.2016.8245>

⁹⁵ Papachristos, A. V., Braga, A. A., & Hureau, D. M. (2012). Social networks and the risk of gunshot injury. *Journal of Urban Health*, 89(6), 992–1003. <https://doi.org/10.1007/s11524-012-9703-9>

⁹⁶ *Project safe neighborhoods (Lowell, Massachusetts)*. (n.d.). National Gang Center. Retrieved May 5, 2023, from <https://nationalgangcenter.ojp.gov/spt/Programs/3588>

⁹⁷ Telep, C. (2023, April 11). *Associate Professor & Associate Director of the School of Criminology & Criminal Justice at Arizona State University* [Email].

SNA and Social Services

SNA and requires normal data analyst and office personnel hours (to identify individuals and liaise with the CBO respectively) which uses existing staff time and adds \$0. This does require contracting with a CBO and monitoring their participation, which adds costs likely around \$1 million. Finding out just how much it will cost is based on first estimating, how many individuals you want to serve, and second, what size case load is manageable and appropriate for a case manager. Once again, modeling gun violence helps identify who could be victimized by or perpetrate gun violence in the future, and target social services to those individuals.⁹⁸ Gun violence reduction strategies are best served by directing intervention and prevention toward high-risk social networks.⁹⁹ However, this intervention is unlikely to reduce shootings without additional “hard message”. If it reduces shootings, I am somewhat confident that it is unlikely to reach the 10% annual goal.

The Berkeley Ceasefire D2 Ad Hoc Advisory Group Brief makes clear that a targeted social services approach is incredibly politically palatable in Berkeley. Again, individuals would have to adopt permanent lifestyle changes in order to sustain lower tendency toward gun violence. Also, new high-risk individuals would need to be prevented from entering the pool of violence, so SNA would need to be iterative for the program to be successful. While there is no literature evidence, logic confidently illustrates that because this does not involve police it cannot cause police legitimacy or collective efficacy to fall, or fear of crime to rise.

Papachristos, Ph.D., recognizes the relatively high average age of those involved in violence in his study – 29 – and says that this high age actually means the services needed by the population are many and vary widely. Health and housing, he says, are the big two, but jobs, job training, education, psychological help, and childcare are also important for many individuals. Street Outreach is there to build trust and relationships, and stop violence, but it cannot be a replacement for the dire need of clinicians – both mental and physical health clinicians – for this population.¹⁰⁰

The literature is not as supportive of these programs and they are understudied and do not have as much empirical success. Since they are opt-in, a program’s success could also simply reflect the less vulnerable nature of those who are likely to take up the program. This component very much reflects the vision for Berkeley to “surround individuals in circles of care”. It is certainly possible to extend social services proactively but there is no guarantee they will be taken up.

⁹⁸ Green, B., Horel, T., & Papachristos, A. V. (2017). Modeling contagion through social networks to explain and predict gunshot violence in Chicago, 2006 to 2014. *JAMA Internal Medicine*, 177(3), 326. <https://doi.org/10.1001/jamainternmed.2016.8245>

⁹⁹ Papachristos, A. V., Braga, A. A., & Hureau, D. M. (2012). Social networks and the risk of gunshot injury. *Journal of Urban Health*, 89(6), 992–1003. <https://doi.org/10.1007/s11524-012-9703-9>

¹⁰⁰ Papachristos, A. (2023, March 9). *Professor of Sociology and Faculty Fellow at Northwestern’s Institute for Policy Research* [Zoom].

Warrants to Remove Firearms from Domestic Abusers (DVROs), Individuals Posing a Danger to Themselves or Others (GVROs), Court-Issued Protective Orders, and Criminal Protective Orders (CPOs)

When there is a gun in the home, domestic violence is more likely to escalate to murder.¹⁰¹ Removing firearms from homes of abusers is rated one of the most effective and most frequently used interventions according to a national survey of local police departments.¹⁰² Domestic violence restraining order firearm-prohibition laws are associated with 10% reductions in Intimate Partner Homicide, but those results are only statistically significant when the law covers dating partners and ex-parte orders.¹⁰³¹⁰⁴ California law does both of these things. Upon being served with a domestic violence protective order in California, the respondent must relinquish his or her firearm by surrendering it immediately upon request of any law enforcement officer, or within 24 hours if no request is made.¹⁰⁵

This requires staff time and liaising with the courts to get warrants for these interventions. Expert opinion within the police department states that routine staff hours are used up until liaising with the courts, which requires more. Sometimes the Community Services Bureau will look at calls or cases and proactively seek a GVRO. In some cases it is based on the continued behavior of a subject. If BPD gets a seizure order/warrant, based on the nature of the situation, it will likely cost overtime in the form of BPD's SRT (SWAT) serving the search warrant. This only applies if someone is not in custody when BPD is granted the seizure order. Most cases will likely be the former, in which BPD takes someone into custody responding to a call and contemporaneously seizes the guns by consent or warrant. I can confidently say that this intervention has minimal costs, with the exception of the overtime.¹⁰⁶

The downside of this component is that domestic violence-related firearm incidents are just not that common in Berkeley, and even very successful interventions of this nature would not reduce overall gun violence much. There are only a handful of Domestic Violence cases annually that include firearms. I can confidently say that this would not amount to a 10% reduction in shootings – the cases are not frequent enough. Also, it is known that acquiring a firearm illegally is easy locally, especially with the proliferation of ghost guns.¹⁰⁷

As California is one of the friendliest states to gun regulations and Berkeley is an epicenter of progressive gun reforms, this intervention should not be politically problematic. Restraining orders and protective orders are, by their very definition, temporary. So, logically, I am confident that this would not have long-lasting effects, although it may reduce

¹⁰¹ Domestic violence & firearms in California. (n.d.). *Giffords*. Retrieved April 9, 2023, from <https://giffords.org/lawcenter/state-laws/domestic-violence-and-firearms-in-california/>

¹⁰² Koper, C. S., Woods, D. J., & Kubu, B. E. (2013). Gun violence prevention practices among local police in the United States. *Policing: An International Journal of Police Strategies & Management*, 36(3), 577–603. <https://doi.org/10.1108/PIJPSM-06-2012-0052>

¹⁰³ An “ex parte order” is when one is able to get a restraining order without the other person present

¹⁰⁴ Zeoli, A. M., McCourt, A., Buggs, S., Frattaroli, S., Lilley, D., & Webster, D. W. (2018). Retracted: Analysis of the strength of legal firearms restrictions for perpetrators of domestic violence and their associations with intimate partner homicide. *American Journal of Epidemiology*, 187(7), 1449–1455. <https://doi.org/10.1093/aje/kwx362>

¹⁰⁵ Domestic violence & firearms in California. (n.d.). *Giffords*. Retrieved April 9, 2023, from <https://giffords.org/lawcenter/state-laws/domestic-violence-and-firearms-in-california/>

¹⁰⁶ Berkeley Police Department (2023)

¹⁰⁷ Smith, E. (2023, January 25). *California has some of the strictest gun laws in the country. Here's what we know about the guns used in this week's deadly attacks*. CNN. <https://www.cnn.com/2023/01/25/us/california-shootings-guns-wwk/index.html>

the number of shootings by a few. This intervention occurs siloed away in individual homes. Neighbors would see the police on scene but overall there logically should be no impact on police legitimacy, fear of crime, or collective efficacy.

Street Outreach Workers/Violence Interrupters

Acquiring street outreach workers involves contracting with a CBO and monitoring their participation, which adds costs likely around \$1 million. If they are already operating in Oakland or Richmond it would be worth exploring if they could expand operations to include Berkeley as well. I reached out to several CBOs for input and did not manage to connect with any of them.

Street teams can be very effective. But that assessment is based on high-risk community members opting in and having contact with a street team member. Of people that participated in Chicago's CRED program, victimization rates were 50% lower than non-participants.¹⁰⁸ I am unsure of what percentage reduction in shootings would occur because it is based on opting-in, and we don't know the likelihood of any one person opting in to the program. Andrew Papachristos, Ph.D. claims that there will also be reports coming out soon that show a positive programmatic effect at an individual and a community level.¹⁰⁹ What is unrealistic, he says, is "level setting" – claiming a specific amount of impact for any program. While sometimes it has been effective, sometimes it also hasn't.

The National Network for Safe Communities (NNSC) highlights the imperative of strong working relationships between street outreach workers and police departments for street work to be successful as part of a larger gun violence initiative.¹¹⁰ This is the case in Stockton, California, Los Angeles, California, Chicago, Illinois, and New York City, New York.¹¹¹ Unfortunately, there is not such affirming research on street teams in small cities. However, there could be much added value to custom notifications (focused deterrence) if street outreach workers accompanied Berkeley police to deliver messages to high-risk individuals. It would increase credibility of the police and the message, and the optics would be more genuine.¹¹²

Again, referencing the Berkeley Ceasefire D2 Ad Hoc Advisory Group Brief, there is strong evidence that social services and community interventions that do not involve law enforcement are extremely palatable to politicians. Participants chose CRED and remained enrolled in CRED to avoid pervasive community violence and attempt to improve their own situations. Those individuals were receptive to CRED recruitment efforts, citing the program's immediate, tangible

¹⁰⁸ *Op-ed: What we know (And don't know) about street outreach and gun violence prevention.* (2021, October 25). Chicago Tribune. <https://www.chicagotribune.com/opinion/commentary/ct-opinion-chicago-gun-violence-street-outreach-20211025-6pylamxs5jzjhyya3x3nb3eyastory.html>

¹⁰⁹ Papachristos, A. (2023, March 9). *Professor of Sociology and Faculty Fellow at Northwestern's Institute for Policy Research* [Zoom].

¹¹⁰ Considering the place of streetwork in violence interventions. (n.d.). *National Network for Safe Communities (NNSC)*. Retrieved March 31, 2023, from <https://nnscommunities.org/guides/considering-the-place-of-streetwork-in-violence-interventions/>

¹¹¹ *Project safe neighborhoods (Lowell, Massachusetts)*. (n.d.). National Gang Center. Retrieved May 5, 2023, from <https://nationalgangcenter.ojp.gov/spt/Programs/3588>

¹¹² Elvir, J. (2023, March 22). *Community Relations Manager Champaign, Illinois Blueprint Program* [Zoom].

benefits and fulfilling relationships with staff as key reasons for remaining engaged.¹¹³ There is some evidence of long-lasting effects but only for those that take up the program.

This intervention tangentially involves police but mostly uses community members as credible messengers for peace, so it maintains trust between street teams and community members. Papachristos states that, “in the 90s in Boston, you actually saw people recognize that there are different lanes, and people stayed in their lanes and shared relevant information and it actually went without much drama...outreach organizations and police for their part, they don’t want to be seen crossing the line. I do not think street outreach should be informants nor do I think that cops should be using intelligence to do so.”¹¹⁴ If those boundaries can be maintained, street outreach will likely have no impact on police legitimacy. If done well, it would diffuse street tensions and likelihood of shootings/crime, leading to a decrease in fear of crime. Street workers ostensibly create more accountability by leveraging existing relationships in the community, thereby increasing collective efficacy.

Reviewing shootings that have just occurred and having information flow unidirectionally from police to streetworkers would identify high risk individuals and also likely prevent future violence. Protocols and boundaries need to be established prior to their work. Information should not flow from streetworkers to police, but rather only from police to streetworkers in terms of intelligence. This preserves the credibility of street outreach among community members. The only times they should be together are during intelligence meetings (shooting reviews, violence reviews) and custom notifications. If this working agreement can be designed, a mutually beneficial relationship can be formed, sustained, and trusted, street outreach can be effective in Berkeley.

Hospital Based Violence Intervention

YouthAlive! is a CBO currently doing bedside interventions at Highland Hospital in Oakland, which is the local Trauma 1 hospital for Berkeley.¹¹⁵ Shooting victims are nearly always sent to the local Trauma 1 hospital according to DHHS. While attempts to contact YouthAlive! to understand the logistics and determine the efficacy of their ongoing program have not been successful, this intervention is already being done.

Youth Alive! is doing bedside intervention when there is an act of violence to stop retaliation and connect victims with services. It stands to reason that, as it is already happening, hospital-based violence intervention is already being paid for and we do not need to consider it as a program component. More research is necessary to understand their approach and its efficacy, but since it is ongoing and shootings are still rising, it has little to no chance of reaching a 10% annual reduction in shootings. By the same token, this is already happening and not causing any political friction. In terms of how long its effects endure, this is a one-on-one interaction that hopefully has a positive effect on others in the victim’s social network. But, shootings are still increasing so it is unlikely to have long term or notable spillover effects.

¹¹³ *Op-ed: What we know (And don’t know) about street outreach and gun violence prevention.* (2021, October 25). Chicago Tribune. <https://www.chicagotribune.com/opinion/commentary/ct-opinion-chicago-gun-violence-street-outreach-20211025-6pylamxs5jzhhyya3x3nb3eya-story.html>

¹¹⁴ Papachristos, A. (2023, March 9). *Professor of Sociology and Faculty Fellow at Northwestern’s Institute for Policy Research* [Zoom].

¹¹⁵ Berkeley Police Department, 2023

Because this does not involve police and does not occur in a neighborhood, I can confidently conclude that it has little to no effect on police legitimacy, fear of crime, or collective efficacy.

Gun Buyback Programs

While the low cost is very attractive – a simple multiple of however many guns are turned in – the efficacy of gun buyback programs to curb firearm violence is seriously limited.¹¹⁶ Many studies have shown gun violence is a serious public emergency.¹¹⁷ Studies also show that buybacks do indeed have the ability to collect many weapons from the community.¹¹⁸ However, studies fail to show how buybacks are causal drivers in any reduction of violence or attract participants that are also involved in community violence. In this last respect programs have deeply failed, with participants lacking most characteristics of violent offenders, other than being mostly male. The typical buyback participant is over 55, white, and either inherited a gun they did not want or have no use for a gun.¹¹⁹ For more on these shortcomings, see Gun Buyback Programs [44] in the Literature Review. That said, buyback programs have no chance of increasing fear of crime, or decreasing police legitimacy or collective efficacy. Law enforcement plays a passive role, simply facilitating the collection of weapons.

Packaged components into programs

Alternative #1: Problem Oriented Policing (POP) at Hot Spots + Street Outreach Workers

A POP approach would allow for longer-term systemic impacts to be made at hot spots than hot spots policing on its own. While law enforcement would be analyzing and spending time at hot spots, street outreach workers would be building rapport with offenders and possible victims as well as diffusing tensions among individuals.

Alternative #2: Problem Oriented Policing (POP) at Hot Spots + Street Outreach Workers + SNA Focused Deterrence

A POP approach would allow for longer-term systemic impacts to be made at hot spots than hot spots policing on its own. While law enforcement would be analyzing and spending time at hot spots, street outreach workers would be building rapport with offenders and possible victims as well as diffusing tensions among individuals. Street outreach workers would also help in the custom notification process, to balance the deterrent message by offering support and social services.

¹¹⁶ Kasper, R. E., Green, J., Damle, R. N., Aidlen, J., Nazarey, P., Manno, M., Borer, E., & Hirsh, M. P. (2017). And the survey said.... Evaluating rationale for participation in gun buybacks as a tool to encourage higher yields. *Journal of Pediatric Surgery*, 52(2), 354–359. <https://doi.org/10.1016/j.jpedsurg.2016.08.009>

¹¹⁷ Wintemute, G. J. (2015). The epidemiology of firearm violence in the twenty-first century united states. *Annual Review of Public Health*, 36(1), 5–19. <https://doi.org/10.1146/annurev-publhealth-031914-122535>

¹¹⁸ Kasper, R. E., Green, J., Damle, R. N., Aidlen, J., Nazarey, P., Manno, M., Borer, E., & Hirsh, M. P. (2017). And the survey said.... Evaluating rationale for participation in gun buybacks as a tool to encourage higher yields. *Journal of Pediatric Surgery*, 52(2), 354–359. <https://doi.org/10.1016/j.jpedsurg.2016.08.009>

¹¹⁹ Violano, P., Driscoll, C., Chaudhary, N. K., Schuster, K. M., Davis, K. A., Borer, E., Winters, J. K., & Hirsh, M. P. (2014). Gun buyback programs: A venue to eliminate unwanted guns in the community. *Journal of Trauma and Acute Care Surgery*, 77(3), S46–S50. <https://doi.org/10.1097/TA.0000000000000319>

Alternative #3: Problem Oriented Policing (POP) at Hot Spots + Street Outreach Workers + SNA Focused Deterrence + Social Services

A POP approach would allow for longer-term systemic impacts to be made at hot spots than hot spots policing on its own. While law enforcement would be analyzing and spending time at hot spots, street outreach workers would be building rapport with offenders and possible victims as well as diffusing tensions among individuals. Street outreach workers would also help in the custom notification process, to balance the deterrent message by offering support and social services. In this package, the city would invest additional money in case management for at-risk individuals, making both focused deterrence and social services key applications of the social network analysis.

Program recommendation

I recommend that the City of Berkeley and Berkeley Police Department implement Alternative #3: Problem Oriented Policing (POP) at Hot Spots + Street Outreach Workers + SNA Focused Deterrence + Social Services. As long as the budget can make it work, I highly recommend doing the most programmatically that can be done as gun violence takes human lives.

These programs are complementary but not interdependent. So, it is additionally advantageous, if any part of the program fails to produce results or runs up too high of a cost it can be cut while other measures are already active. The remaining measures would not be harmed. This is more convenient than having to start from scratch with new program ideas. If the same CBO is being funded for multiple programs, it is critical that it is clear how much of their funding goes to each program. In the slight way that focused deterrence is related to social services and street outreach, it is most likely helpful not harmful if community members recognize the same workers in different roles. More frequent, positive encounters promote trust and mutual respect.

In the analysis of outcomes, POP at hot spots has the potential for negative community-level effects, which could be counteracted by street workers that develop trust and cohesion in a neighborhood. The “hard” message of focused deterrence is similarly counteracted through the offering of social services. Bundling, in this sense, ensures that Berkeley achieves its goals without creating significant deleterious side effects due to one component or another. Having such a multipronged program is aspirational and as such may not be feasible – that is really up to the city.

Eroding violence from multiple angles is a goal of this recommendation. It recognizes that the roots of gun violence are complex, many, and intertwined. If we can simultaneously activate this multi-pronged program, we will be joining other small cities (Champaign, IL, Lowell, MA) in attempting to curb gun violence from a law enforcement perspective and a human perspective.

Implementation

The program as a whole would benefit from one additional administrative staff member assigned to the Community Services Bureau and one additional patrol officer. The administrative staff member will ensure that officers know to whom they should make their reports related to the program and would be available to communicate with CBOs or other municipal services regarding ongoing programmatic matters. The additional patrol officer would be able to fill any

gaps created by POP at hot spots in overall patrol. I realize this may be difficult, with patrol downsizing and the hiring crisis being what it is.

It is ideal if the City of Berkeley can find a CBO willing and able to manage focused deterrence, street outreach, and the extension of social services. Even if it costs more budgetarily, this makes sense from an efficiency standpoint and from an information standpoint. It is much easier if one CBO houses all the information necessary to do all three jobs and it can be reasoned that each one would be enhanced by the others.

POP at Hot Spots

Ideally, the department would select a few (2-5) crime concentrations in specific places identified (7) in this research on which to focus.¹²⁰ The police would need to incorporate the mapped gun violence incident data from this report but also possibly do their own crime mapping if it would be more up-to-date by the time this report is read.

Police should use the S.A.R.A. method when operationalizing problem-solving. “Scanning” involves the identification and prioritization of potential problems that may be causing crime within a jurisdiction. “Analysis” involves an in-depth evaluation of problems using a variety of data sources so the most appropriate response can be developed. This is not just about problem outcomes like traditional policing but concerned with the underlying processes that lead to problems. “Response” is the development and implementation of an intervention tailored to the nature of the problem distilled in the analysis phase. Response searches should be broad, involving law enforcement and non-law enforcement methods, other agencies, community groups and members. “Assessment” is the ongoing monitoring and evaluation of the response effect on targeted problem(s). This process is intended to lead to continual improvements and refinement in further iterations of the response.¹²¹

When not answering calls for service, officers should visit the locations on their beat, on a random basis, and patrol (including foot patrol) for 15-20 minutes. A minimum of 10 minutes must be spent in each hot spot to have any deterrent effect.¹²² This should be repeated periodically and unpredictably. This will likely require a reorganization or reorientation of patrol, to enable them to spend 15 minutes every several hours (but randomly – for example not every three hours on the dot just several times a shift) in each hot spot. If problems are inside a store or business, walk inside of that location in addition to outside patrol.¹²³ While patrolling hot spots, officers should record anything notable that facilitates crime, from the same individuals to substantial debris to a deserted lot used as a loitering area. These notes should be used in the future to alter these spaces in ways where crime control is long lasting.

¹²⁰ How many hot spots are addressed at one time depends on the capabilities of the police force. If they can treat multiple locations with enough dosage that may make sense from a public safety perspective. But if they are experimenting to see which approach works best they might want to begin with a small number of places.

¹²¹ Chief Eliot Isaac, Lt. Matthew Hammer M.S., Blake Christenson M.A., & Dr. Tamara D. Madensen. (2017). *P.I.V.O.T. Place Based Investigations of Violent Offender Territories* (Herman Goldstein Award Submission). Cincinnati Police Department.

¹²² Koper, C. S. (1995). Just enough police presence: Reducing crime and disorderly behavior by optimizing patrol time in crime hot spots. *Justice Quarterly*, 12(4), 649–672. <https://doi.org/10.1080/07418829500096231>

¹²³ *High-Crime Areas (“Hot spots”)*. (n.d.). <https://www.evidence-basedpolicing.org/hot-spot-patrols/#:~:text=The%20Koper%20Principle%20states%20that,in%20conjunction%20with%20other%20strategies.>

It is well within the capacity of the Berkeley Police Department to undertake POP, especially because they have some degree of a head start. Some police officers already use a POP approach to their beats. To do POP at hot spots, they would need evolving data analysis, personnel to devote to, at minimum, two hot spots for a limited amount of time, and administrative personnel to liaise with other departments and CBOs regarding non-police interventions. BPD says that both POP and hot spots policing could both be accomplished with “staff time,” with officers incorporating POP approaches along their regular beats. Additionally, there already are some staff that could liaise with other city departments without increasing costs. POP at hot spots will require a training for all patrol officers and office staff who would be coordinating city or community services regarding problems cited by patrol.

Focused Deterrence/Custom Notifications

Focused deterrence will require a training for all officers that will be utilized for this specialized program as well as any CBO actors partnered with for this purpose. Other criminal justice agencies (e.g. parole, probation) need to be identified early on, and if they can also participate in the trainings that is ideal. The earlier who does what can be determined all the better. The CBO needs to be amenable to delivering the “soft” message while working in tandem with the police and others as they deliver the “hard” message. The officers involved in this intervention need to be selected extremely carefully. Not only do they need to believe in deterrence but they need to be able to deliver the message with great care. The Community Services Bureau (CSB) in tandem with the Personnel and Training Department’s Subject Matter Experts (SMEs) on focused deterrence should coordinate internal training for these officers. CSB is dedicated to liaising with the public and should be responsible for all communications regarding training for this highly specialized team. Not only do they have experts on doing so but they have powerful data analysis personnel and tools (coding, GIS mapping, network analysis), allowing them to zero in on key people.

A best practices process to custom notifications is encouraged by COPS – Community Oriented Policing Services at the U.S. Department of Justice¹²⁴. First, impact players are identified, using SNA if possible. Next, custom legal assessments are done for each impact player that law enforcement plans on notifying. Third, positive influentials in impact players’ lives are identified and community, social services, and street outreach workers are mobilized. Lastly, written documents and support materials are created to aid with the notification.

Identifying impact players is straightforward. The first thing is to talk to frontline personnel – beat officers, special units, probation, parole, corrections staff, and/or confidential informants. They have the greatest knowledge of who is at the center of ongoing violence. If violence has just occurred, convene right away to determine the groups involved, key players, and instigating factors. Debrief all the same parties, review incident data, crosscheck lists of groups and their members, conduct criminal history reviews of active group members, perform social network analysis, and create a final list of impact players. Get input from street outreach workers and community members, and use social network analysis to focus resources strategically on those at highest risk of violence. Identify as many impact players as possible to notify.¹²⁵

¹²⁴ Kennedy, D. M., & Friedrich, M. A. (2014). *Custom Notifications: Individualized Communication in the Group Violence Intervention*. U.S. Department of Justice COPS Community Oriented Policing Services. https://nnscommunities.org/wp-content/uploads/2017/10/GVI_Custom_Notifications_Guide.pdf

¹²⁵ At this stage, it unnecessary for evidence to meet legal standards for arrest because arrests are not goal of custom notifications. Their purpose is to communicate to impact players that violence is unacceptable, let them know their custom legal exposure, and to offer them opportunities for help. As such, evidence can be based on broad range of information that officers and community members provide about impact players.

An influential is a person close to an impact player who has their respect and can help them make positive choices. This may be someone within their family or a person with moral standing and credibility within the community. Asking the impact player is the best way to identify an influential, followed by examining personal connections – family, friends, partners, coaches, barbers, school resource officers, or street outreach workers. A last resort is looking at people who have posted their bail or attended hearings. An influential is only relevant in this context if they are a positive influence on the individual and not committed to the street code – the set of norms that mandates violence as a response to disrespect, indifference to prison, and antagonism to the police. If an impact player cannot be directly reached, delivering the message both orally and in writing to the influential seems to be an effective substitute.¹²⁶

It is important that custom legal assessments are made for each person to whom a notification is given. A meeting should be held with prosecutors to determine the individual's personal legal exposure from past violent crimes, especially those with a firearm, and compile the potential state and federal sanctions for further violent crimes. "Compiling custom legal assessments of this sort requires a close working partnership between police and prosecutors at local, state, and federal levels. After police perform an incident review to identify the impact players they want to notify, they pass their names to the [prosecutor]. The state prosecutor reviews the criminal records and determines potential sanctions for a range of violent offenses [sometimes] consulting with the federal prosecutor to establish whether grounds exist for a federal case."¹²⁷ The custom legal assessment should be finalized in writing that is plain and easily understood.

Street Outreach Workers

The first step required is identifying a CBO that is ready and willing to take on street outreach. It is smart to check with neighboring cities (Oakland, Richmond) that are already overseeing similar work. This will require approximately bimonthly meetings between the CBO and the Berkeley Police. This is so that the police can provide any intelligence that may help the CBO on the street and so that the police can monitor and get an idea of the effectiveness of the street outreach. While these meetings may not cost any money per se, it will take dedicated staff time and record keeping within the Community Services Bureau. During these meetings it is important to go over cost effectiveness and budget items of the CBO's program to create an accountability structure for the funding they are getting from the city. It is also important that the city apply for grants to fund this program, so it makes sense for there to be dedicated personnel specializing in grant research and applications at least at the city level. Champaign, IL found such positions essential for its CBO programs within their gun violence initiative.¹²⁸

Social Services

This has the same steps as above – it first requires identifying a CBO that is ready and willing to take on social services case management and checking with neighboring cities is the logical first step. It is my understanding that many community members in Berkeley have case managers through many different CBOs. It is important that, once SNA identifies who should be targeted for social services based on risk, those people should all be managed through one CBO.

¹²⁶ Ruderman, W. (2013, March 3). To Stem Juvenile Robbers, Police Trail Youth Before the Crime. *New York Times*.

¹²⁷ Kennedy, D. M., & Friedrich, M. A. (2014). *Custom Notifications: Individualized Communication in the Group Violence Intervention*. U.S. Department of Justice COPS Community Oriented Policing Services. https://nnscommunities.org/wp-content/uploads/2017/10/GVI_Custom_Notifications_Guide.pdf

¹²⁸ Elvir, J. (2023, March 22). *Community Relations Manager Champaign, Illinois Blueprint Program* [Zoom].

This will also require a bimonthly meeting between the CBO and police. This is so that the police can monitor and get an idea of the effectiveness of the case management by the CBO. It may also help police to know what services people are taking up or which seem to be most needed. While these meetings may not cost any money per se, it will take dedicated staff time and record keeping, within the Community Services Bureau. During these meetings it is important to go over cost effectiveness and budget items of the CBO's program to create an accountability structure for the funding they are getting from the city. It is also important that the city apply for grants to fund this program, so it makes sense for there to be dedicated personnel specializing in grant research and applications at least at the city level. Champaign, IL found such positions essential for its CBO programs within their gun violence initiative.¹²⁹

Program Evaluation

Program Evaluation Recommendation

According to David Weisburd, Ph.D., "It is important to begin assessment when a program begins so that you can see how the intervention affected the street over time. As a rule, if the purpose is to assess the impacts of the program it is better to select sites and then randomize them to receive the intervention. If you have control conditions that have not been treated, that will provide the best comparison for assessing whether the intervention is having an impact. Those "control" sites can then receive the treatment later if it turns out that the intervention is effective. Sometimes such rigor is not possible in the everyday realities of policing, but it is still important to try to identify comparison places that are similar to those receiving the intervention if you want a valid assessment of the program's utility. It is a good idea of police agencies to team up with researchers if they are trying to assess outcomes."¹³⁰

As previously stated, the client in this case should seek to sustain a continued decrease in gun violence incidents, year after year. The Center for Criminal Justice Violent Crime Working Group states that city leaders and criminal justice advocates should aim for an annual homicide and violent crime reduction of 10%.¹³¹ The program should be monitored closely in its first year, following a very thorough annual evaluation. No randomized control trial is possible, due to this program operating in the real world. Not just because of legal and ethical constraints, but you could not leave a part of Berkeley without police services just to test a hypothesis. But, what would be possible is applying alternatives 2 and 3 differentially – applying social services in one part of the city and not in a different part. If the department really wants to know if an intervention is effective this is a good choice. The question then becomes, which parts of the city are comparable enough to give different treatments? Only police intelligence and data analysis of violence can answer this question.

Berkeley's trend should be regularly compared to the rest of Alameda County and the state to see where it sits contextually. In a **one-group pretest-posttest design**, the dependent variable is measured once before the treatment is implemented and once after it is implemented. This is a stronger evaluative measure than simply a posttest evaluation. This would mean comparing the number of shootings prior to the intervention to the number after the intervention begins. It might also make sense to compare shots fired pre-test to shots fired post-test, and likewise with firearm

¹²⁹ Elvir, J. (2023, March 22). *Community Relations Manager Champaign, Illinois Blueprint Program* [Zoom].

¹³⁰ Weisburd, D. (2023, April 11). *Distinguished Professor at George Mason University* [Email].

¹³¹ "Saving Lives: Ten Essential Actions Can Take to Reduce Violence Now." *Council on Criminal Justice*, 12 Jan. 2022, <https://counciloncj.org/10-essential-actions/>.

injuries and firearm fatalities. This would be informative by allowing practitioners and researchers to see from which category the most change is coming from.

Conclusion

The value of law enforcement partnerships with academic researchers is a cornerstone of data-driven, smart policing. Especially in this turbulent time, where policing is under strict scrutiny by the public, it is imperative that the foundations of policing be navigated and calculated with scientific precision. I selected this Advanced Policy Analysis with an optimistic eye toward these foundations as we move forward in our search for stronger policies around policing. “Police chiefs benefit immensely from having a respected academic representative standing next to them affirming that the choices and decisions made by the police follow best practices developed by research, study, and assessment.”¹³²

Gun violence takes human lives, and we should pilot as many prongs of a program as can be sustained budgetarily and practically. It is my hope that these recommendations are undertaken with as much aspiration as they are intended, and that the consistency of the science underpinning policing remains in place. “Promising partnerships are developing between American police agencies and universities as well as abroad. If carefully cultivated and nurtured, these relationships may well be the third police research tradition that is essential for enhancing police practices.”¹³³

The past lack of “real-world” value of academic police research mainly was reflected in the absence of implementation recommendations. “It would be naïve to suggest that the working relationship is always smooth.”¹³⁴ “Academics are very good at detecting, describing, and documenting the problems in police practices. Academics are also very good at theorizing and providing innovative ways to enhance policing practices...however, academics have not traditionally been good at providing the necessary guidance regarding implementation.”¹³⁵ This is why I have included a relatively detailed implementation process for each prong of the program that I am recommending. However, much of implementation changes as programs go along, incorporating real-time data and experience.

Ultimately, we cannot solve the crime problems of today, including the rise in gun violence, without smart and evidence-based solutions. It is well documented “why police administrators should strongly consider the work generated by the academic community...and why academics need to better listen to and understand police”.^{136, 137} This research has carefully considered the policies, procedures, and politics underlying professional policing and sought to overcome past

¹³² Engel, R. S., & Whalen, J. L. (2010). Police–academic partnerships: Ending the dialogue of the deaf, the Cincinnati experience. *Police Practice and Research, 11*(2), 105–116. <https://doi.org/10.1080/15614261003590803>

¹³³ Id.

¹³⁴ Fleming, J. (2010). Learning to work together: Police and academics. *Policing, 4*(2), 139–145. <https://doi.org/10.1093/policing/paq002>

¹³⁵ Engel, R. S., & Whalen, J. L. (2010). Police–academic partnerships: Ending the dialogue of the deaf, the Cincinnati experience. *Police Practice and Research, 11*(2), 105–116. <https://doi.org/10.1080/15614261003590803>

¹³⁶ Id.

¹³⁷ There are four primary reasons for police administrators to strongly consider the research and viewpoints of the academic world when making important decisions about the leadership of a police department: (1) operational effectiveness and efficiency, (2) external validity, (3) cooperative transparency, and (4) the information technology revolution. (Engel & Whalen, 2010)

barriers of “the ivory tower versus the real world”.¹³⁸ I hope that this research and any that follows can continue the new trend in police-academic partnerships that is grounded in practical, applicable methods that practitioners can use.

¹³⁸ Original quotation

Appendices

Appendix A: Research Approach and Methodology

I employ a mixed methods approach in this report, focusing on a review of the scholarly literature, an examination of interventions that could or could not apply to the City of Berkeley’s gun violence, qualitative interviews, and Berkeley Police Department shooting data. Quantitatively, I performed point density analysis to identify geospatial points of convergence or gun violence “hot spots”, and Social Network Analysis to identify individuals at risk of gun violence perpetration and victimization.

Overview of Research Sources

| Source Category | Source |
|-----------------------|---|
| Legal | California Penal Code Berkeley Municipal Code |
| Scholarly | UC Berkeley Library |
| Departmental – Police | 2018-2022 Shooting Data on Location, Type, Date and Time 2017-2022 Data on All Persons Involved in Shootings and Their Race, Gender, and Age |
| Public | Berkeley Police Department Transparency Hub |

Interview Protocol

I developed a step-by-step approach to guide requests for interviews, the interview process, and the follow-up. After initially developing this approach, I integrated feedback from a GSPP Faculty Advisor, and refined the final approach:

Step 1: Send email to request interview using email template

Step 2: Set up time to schedule interview

Interviews completed by the end of March / early April

Step 3: Find category of interview and look at question bank

Log all interviews and notes in Interview Running Notes document

Step 4: Send thank you and any other follow-up message(s) to interviewee

Step 5: Consolidate takeaways

Interview Practices Employed

I am experienced with policy work related to public safety more generally, but much research was done in order to target the right subjects. I contacted the subjects and scheduled the interviews. In all but one case I recorded the sessions with permission so that notes could be taken later. This made space for follow-up questions and comments.

Interview Subjects

David Weisburd Ph.D., Distinguished Professor at George Mason University

Andrew Papachristos Ph.D., Professor of Sociology and Faculty Fellow at Northwestern's Institute for Policy Research, and the Faculty Director of Corners: The Center for Neighborhood Engaged Research & Science.

Cody Telep Ph.D., Associate Professor & Associate Director of the School of Criminology & Criminal Justice at Arizona State University

John Eck Ph.D., Professor of Criminal Justice at University of Cincinnati

Rebecca Plevin, M.D., FACS, Co-Director of the San Francisco Wraparound Project

Jorge Elvir, Champagne, IL Blueprint Community Relations Manager, Equity and Engagement Department

Appendix B Literature Review

Crime Concentration/Place-Based Policing

It is a well-known in criminology that crime in general is concentrated in a very small amount of micro-geographic units. Or, more scientifically the “Law of Crime Concentration” says that “for a defined measure of crime at a specific micro-geographic unit, the concentration of crime will fall within a narrow bandwidth of percentages for a defined cumulative proportion of crime.”¹³⁹ Specifically, gun violence is concentrated in small portions of the country and within even smaller geographic portions of cities, particularly in under resourced and disadvantaged neighborhoods. This results in an “uneven distribution of race and place,” further complicating how police address it and what issues fall out of those interventions.¹⁴⁰

Weisburd’s “law of crime concentration” says that crime at a specific micro-geographic unit, the concentration of crime will fall within a narrow bandwidth of percentages (eg. 25% or 50%) for a defined proportion of crime, even when there is extreme volatility in the total number of crime incidents.¹⁴¹ Weisburd (2004, 2015) and Braga (2010), among others, find strong support for the law of crime concentration.¹⁴² For example, in Seattle it was found that 50% of crime incidents occurred at only 4.5% of street segments.¹⁴³

For example, over the course of 30 years in Boston, 89% of street segments and intersections had zero ABDW (Assault and Battery with a Dangerous Weapon) firearm incidents and another 6% experienced just one. The remainder was responsible for the overwhelming majority of ABDW firearm incidents.¹⁴⁴ This trend was stable over the course of the 30-year period. Due to this crime concentration, it has been productive and impactful for police to focus on the small proportion of cities that generates the most crime. In his study of crime concentration in different sized cities, Weisburd looks at small cities: Brooklyn Park, MN, Redlands, CA, and Ventura, CA. He finds that 50% of crime is concentrated in between 2.1 and 3.5% of the cities. This is remarkable because he finds that it is *even more concentrated* than his sample of large cities (New York, NY, Cincinnati, OH etc.).¹⁴⁵

Braga (2013) finds that 89% of Boston’s street segments and intersections had zero firearm assaults with a deadly weapon. 6% experienced 1. The remaining 5% was responsible for virtually *all* of Boston’s gun violence. The epidemic

¹³⁹ Weisburd, D. (2015). The law of crime concentration and the criminology of place*: The law of crime concentration. *Criminology*, 53(2), 133–157. <https://doi.org/10.1111/1745-9125.12070>

¹⁴⁰ Papachristos, A. V., Wildeman, C., & Roberto, E. (2015). Tragic, but not random: The social contagion of nonfatal gunshot injuries. *Social Science & Medicine*, 125, 139–150. <https://doi.org/10.1016/j.socscimed.2014.01.056>

¹⁴¹ Weisburd, D. (2015). The law of crime concentration and the criminology of place*: The law of crime concentration. *Criminology*, 53(2), 133–157. <https://doi.org/10.1111/1745-9125.12070>

¹⁴² Braga, A. A., & Weisburd, D. (2010). *Policing problem places: Crime hot spots and effective prevention*. Oxford University Press.

¹⁴³ Weisburd, D., Bushway, S., Lum, C., & Yang, S.-M. (2004). Trajectories of crime at places: A longitudinal study of street segments in the city of Seattle*. *Criminology*, 42(2), 283–322. <https://doi.org/10.1111/j.1745-9125.2004.tb00521.x>

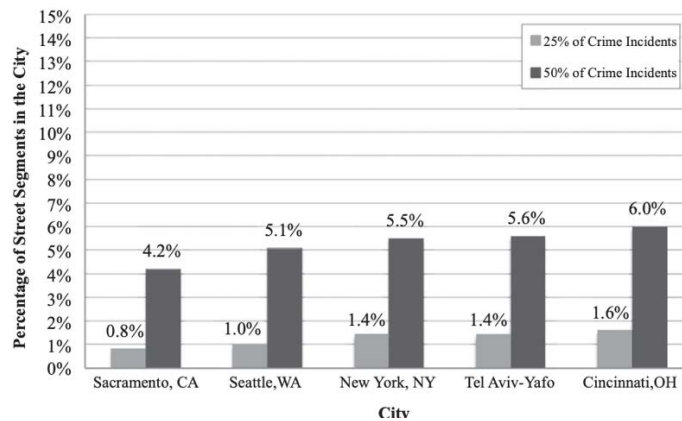
¹⁴⁴ Braga, A. A., Papachristos, A. V., & Hureau, D. M. (2010). The concentration and stability of gun violence at micro places in Boston, 1980–2008. *Journal of Quantitative Criminology*, 26(1), 33–53. <https://doi.org/10.1007/s10940-009-9082-x>

¹⁴⁵ Weisburd, D. (2015). The law of crime concentration and the criminology of place*: The law of crime concentration. *Criminology*, 53(2), 133–157. <https://doi.org/10.1111/1745-9125.12070>

and later downturn of gun violence is credited to trends at 3% of micro-places that experienced volatility in gun violence through that time.¹⁴⁶

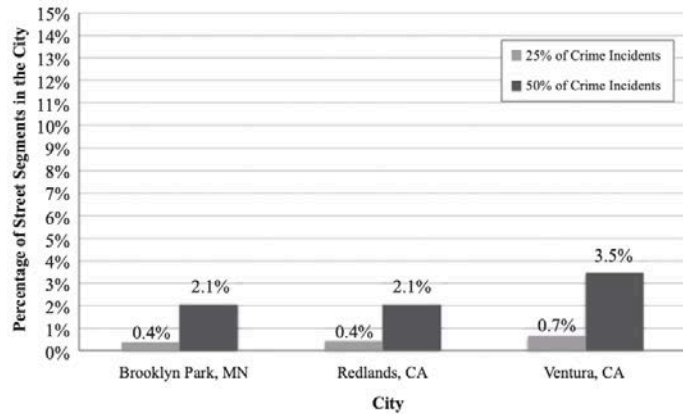
So far as it has been studied, smaller cities have higher levels of crime concentration. Scholars caution applying big city trends and solutions to less dense cities, suburbs, and rural areas. Weisburd (2015) looked at three small cities, including Ventura, CA which is comparable to Berkeley's size. The data suggest that crime concentration can be different in smaller cities, like simply being on a few specific high-density streets. They have fewer overall crime incidents and their street segments are generally much longer. Small city phenomena are just beginning to be studied.¹⁴⁷

Figure 3. The Law of Crime Concentration in Large Cities



¹⁴⁶ Braga, A. A., & Schnell, C. (2013). Evaluating place-based policing strategies: Lessons learned from the smart policing initiative in Boston. *Police Quarterly*, 16(3), 339–357. <https://doi.org/10.1177/1098611113497046>

¹⁴⁷ Weisburd, D. (2015). The law of crime concentration and the criminology of place*: The law of crime concentration. *Criminology*, 53(2), 133–157. <https://doi.org/10.1111/1745-9125.12070>

Figure 4. The Law of Crime Concentration in Small Cities

148

The street segment has been identified as a useful division of a city because it is a sort of “micro-community,” in that a block has certain culture, closeness, norms, activities, boundaries, and historical evolution. These qualities make it “an important theoretical unit in the studying of crime at place”.¹⁴⁹ The “street segment” is two block faces on both sides of a street between two intersections.¹⁵⁰ It is a better micro-unit choice than smaller units, such as addresses, and makes for less complicated data gathering and analysis. Intersections have, on occasion, been used in addition to street segments. “City level gun violence trends are understood best by the analyses of trends at a very small number of micro places, such as street segments and intersections, rather than analyses of trends at larger areal units such as neighborhoods, arbitrarily-defined policing districts, or Census tracts.”¹⁵¹ Knowing this has positively impacted gun violence policing and public policy. The more we learn about the concentration of gun violence, the more we are able to concentrate treatments for gun violence (policing, social services etc.) in those specific areas.¹⁵² What are now referred to generally as “Place-Based Policing” and “Hot Spots Policing” originate from these studies and conclusions.

The natural conclusion from this, with the caveat of having only few small city studies, is that if crime is indeed so concentrated, policing and prevention resources should be similarly geospatially concentrated.¹⁵³ Interventions should

¹⁴⁸ Weisburd, D. (2015). The law of crime concentration and the criminology of place*: The law of crime concentration. *Criminology*, 53(2), 133–157. <https://doi.org/10.1111/1745-9125.12070>

¹⁴⁹ Id.

¹⁵⁰ Weisburd, D., Bushway, S., Lum, C., & Yang, S.-M. (2004). Trajectories of crime at places: A longitudinal study of street segments in the city of Seattle*. *Criminology*, 42(2), 283–322. <https://doi.org/10.1111/j.1745-9125.2004.tb00521.x>

¹⁵¹ Braga, A. A., Papachristos, A. V., & Hureau, D. M. (2010). The concentration and stability of gun violence at micro places in Boston, 1980–2008. *Journal of Quantitative Criminology*, 26(1), 33–53. <https://doi.org/10.1007/s10940-009-9082-x>

¹⁵² Weisburd, D., Groff, E. R., & Yang, S.-M. (2014). The importance of both opportunity and social disorganization theory in a future research agenda to advance criminological theory and crime prevention at places. *Journal of Research in Crime and Delinquency*, 51(4), 499–508. <https://doi.org/10.1177/0022427814530404>

¹⁵³ Weisburd, D. (2015). The law of crime concentration and the criminology of place*: The law of crime concentration. *Criminology*, 53(2), 133–157. <https://doi.org/10.1111/1745-9125.12070>

focus on very specific location and not larger neighborhoods or “beats”.¹⁵⁴ This conclusion extends beyond criminal justice intervention and applies as well to social interventions that may ameliorate gun violence. The concept of treating city “hot spots” in prevention efforts grows out of the now established fact of crime concentration.

Gun Buyback Programs

Gun buyback programs theoretically decrease the supply of guns in a community. Buyback programs encourage participation by offering cash or gift cards in exchange for weapons voluntarily surrendered and by using a “no questions asked” policy. Several studies have been done on who participates in a gun buyback program once it exists, but less studies have illuminated their effect on overall gun violence. “Additional research is needed to determine effective methods to target individuals who would have the greatest impact on gun violence if they relinquished their weapons.”¹⁵⁵ Less ambiguously, these individuals are *not* relinquishing their guns during gun buybacks, which is why research is needed on *how* to get high-risk individuals to participate.

For example, some characteristics of participants in a Worcester, Massachusetts buyback program from 2009 to 2015 are that 68% had gun safety training and a majority were white males over 55 years old who did not themselves buy the gun. Most commonly, those surveyed inherited the gun they turned in, and there was a strong positive relationship between inheriting a gun and turning it in.¹⁵⁶ This is significantly different than the population of individuals involved in gun violence. In fact, 98% of gun buyback participants were white when just 65% of Worcester’s population is white.^{157,158} This study illustrates that guns are a public health risk and that buybacks take in guns, but it fails to illustrate how buybacks increase public safety by removing guns accessible to individuals at risk of violence. Even they state, “Our program has so far failed to attract significant numbers of young minority community members. Improving upon this is particularly important, given the higher burden of gun violence experienced among minority communities. A recent New York Times review article explored 358 national armed encounters occurring in 2015 where four or more people were killed or wounded. They found that 73% of the victims were black, 72% were males, and the average age was 27.”¹⁵⁹

A study that looks at three cities’ programs (Worcester, MA included) found that more than half of participants (55%) did not purchase the firearm, but acquired it through inheritance, gift, or random find.¹⁶⁰ “The primary goal of gun

¹⁵⁴ Braga, A. A., & Schnell, C. (2013). Evaluating place-based policing strategies: Lessons learned from the smart policing initiative in Boston. *Police Quarterly*, 16(3), 339–357. <https://doi.org/10.1177/1098611113497046>

¹⁵⁵ Violano, P., Driscoll, C., Chaudhary, N. K., Schuster, K. M., Davis, K. A., Borer, E., Winters, J. K., & Hirsh, M. P. (2014). Gun buyback programs: A venue to eliminate unwanted guns in the community. *Journal of Trauma and Acute Care Surgery*, 77(3), S46–S50. <https://doi.org/10.1097/TA.0000000000000319>

¹⁵⁶ Kasper, R. E., Green, J., Damle, R. N., Aidlen, J., Nazarey, P., Manno, M., Borer, E., & Hirsh, M. P. (2017). And the survey said.... Evaluating rationale for participation in gun buybacks as a tool to encourage higher yields. *Journal of Pediatric Surgery*, 52(2), 354–359. <https://doi.org/10.1016/j.jpedsurg.2016.08.009>

¹⁵⁷ Id.

¹⁵⁸ U. S. Census bureau quickfacts: Worcester city, Massachusetts. (n.d.). Retrieved April 19, 2023, from <https://www.census.gov/quickfacts/worcestercitymassachusetts>

¹⁵⁹ Kasper, R. E., Green, J., Damle, R. N., Aidlen, J., Nazarey, P., Manno, M., Borer, E., & Hirsh, M. P. (2017). And the survey said.... Evaluating rationale for participation in gun buybacks as a tool to encourage higher yields. *Journal of Pediatric Surgery*, 52(2), 354–359. <https://doi.org/10.1016/j.jpedsurg.2016.08.009>

¹⁶⁰ Violano, P., Driscoll, C., Chaudhary, N. K., Schuster, K. M., Davis, K. A., Borer, E., Winters, J. K., & Hirsh, M. P. (2014). Gun buyback programs: A venue to eliminate unwanted guns in the community. *Journal of Trauma and Acute Care Surgery*, 77(3), S46–S50. <https://doi.org/10.1097/TA.0000000000000319>

buyback programs is the removal of unwanted firearms from the community,” not necessarily the increase of safety and decrease of gun violence. “To improve the effectiveness of gun buyback programs, it is necessary to understand the demographic that is likely to participate. The majority of participants in our gun buyback program study were white males. Most have additional weapons at home. Participants are more likely to reside in suburban affluent communities than in urban locations, which is similar to other reports.”¹⁶¹ As there has not yet been innovation in how to attract likely perpetrators and likely victims of gun violence to these gun buybacks, and as we know the demography of said population, gun buybacks are not linked causally to less gun violence.

¹⁶¹ Violano, P., Driscoll, C., Chaudhary, N. K., Schuster, K. M., Davis, K. A., Borer, E., Winters, J. K., & Hirsh, M. P. (2014). Gun buyback programs: A venue to eliminate unwanted guns in the community. *Journal of Trauma and Acute Care Surgery*, 77(3), S46–S50. <https://doi.org/10.1097/TA.0000000000000319>

Table 3

Reasons cited for turning in gun(s), 2009–2015.

| | N | % |
|--------------------------|-----|-------|
| Don't need it | 131 | 48.0 |
| Afraid kids would get it | 37 | 13.55 |
| Safety | 21 | 7.69 |
| Need gift cards | 19 | 6.96 |
| Family member asked | 15 | 5.49 |
| Other | 15 | 5.49 |
| Can't store it | 14 | 5.13 |
| Afraid of guns | 9 | 3.30 |
| Don't know how to use it | 6 | 2.20 |
| Afraid used against me | 4 | 1.47 |
| Bad experience | 2 | 0.73 |
| Total | 382 | 100 |

162

TABLE 2. Reasons Cited for Turning in Firearm: Worcester Gun Buyback Program

| | N | %* |
|-------------------------------------|----|------|
| Reason* | | |
| Didn't need the firearm | 51 | 47% |
| Miscellaneous reason** | 17 | 16% |
| A family member asked you to | 15 | 14% |
| Concerned that children had access | 14 | 13% |
| Wanted gift certificates | 10 | 9.2% |
| Cannot store it properly | 7 | 6.4% |
| Afraid of the firearm | 7 | 6.4% |
| Did not answer | 7 | 6.4% |
| Concerned might be used against you | 4 | 3.7% |
| No longer being used | 3 | 2.8% |
| Old gun | 2 | 1.8% |

*Participants were able to choose more than one answer, percent adds up to more than 100%.

**Miscellaneous reasons cited for turning in gun: didn't want it, turning in for a friend, too many guns, it would be stolen, gun not accurate, inherited, owner passed.

163

Hot Spots Policing

It is a generally known fact that hot spots policing is effective at reducing crime. The effectiveness of hot spots policing bears out in the extensive body of research that includes numerous experimental and quasi-experimental studies.¹⁶⁴

¹⁶² Kasper, R. E., Green, J., Damle, R. N., Aidlen, J., Nazarey, P., Manno, M., Borer, E., & Hirsh, M. P. (2017). And the survey said.... Evaluating rationale for participation in gun buybacks as a tool to encourage higher yields. *Journal of Pediatric Surgery*, 52(2), 354–359. <https://doi.org/10.1016/j.jpedsurg.2016.08.009>

¹⁶³ Violano, P., Driscoll, C., Chaudhary, N. K., Schuster, K. M., Davis, K. A., Borer, E., Winters, J. K., & Hirsh, M. P. (2014). Gun buyback programs: A venue to eliminate unwanted guns in the community. *Journal of Trauma and Acute Care Surgery*, 77(3), S46–S50. <https://doi.org/10.1097/TA.0000000000000319>

¹⁶⁴ Weisburd, D., & Telep, C. W. (2014). Hot spots policing: What we know and what we need to know. *Journal of Contemporary Criminal Justice*, 30(2), 200–220. <https://doi.org/10.1177/1043986214525083>

Braga (2007) stated, “extant evaluation research seems to provide fairly robust evidence that hot spots policing is an effective crime prevention strategy”.¹⁶⁵

Hot spots policing originated out of the widespread acknowledgement that crime, including gun violence, is clustered heavily around very small geospatial units within a city. It is a strategy that focuses prevention resources on specific locations where crime is highly concentrated.¹⁶⁶ It is widely accepted that a very small percentage of units of analysis of place is responsible for a majority of crime incidents.¹⁶⁷ Simply stated, when focused on small units of geography with high rates of crime, police can effectively tackle crime and disorder.¹⁶⁸

Instead of larger units, hot spots policing can adopt a range of responses focused on street segments and intersections. This contrasts with the traditional policing strategy which focuses on individuals.¹⁶⁹ Police records can be analyzed to identify gun violence concentration in such places and how that concentration changes – or is stable – over time.

There is the question of what activities officers should undertake while in these hot spots. Just increasing officer presence at a hot spot has a deterrent effect on crime.¹⁷⁰ In the Minneapolis Hot Spots Patrol Experiment, police were not given specific instructions other than to increase patrol at hot spots. Increased police presence alone had a statistically significant effect on deterring crime.¹⁷¹ The theory of change here is that criminals will note the police presence and be deterred due to the increased cost of offending. Analysis by Koper (1995) concluded that the ideal time spent at each hot spot is 15 minutes. After that interval, police presence has diminished marginal returns. This phenomenon is known as the “Koper curve”.¹⁷² “Survival time” is the amount of time it takes for crime or disorder to happen after an officer has departed. When officers are just present for 15 minutes, survival time increased by 23%.¹⁷³

¹⁶⁵ Braga, A. A., Turchan, B. S., Papachristos, A. V., & Hureau, D. M. (2019). Hot spots policing and crime reduction: An update of an ongoing systematic review and meta-analysis. *Journal of Experimental Criminology*, 15(3), 289–311. <https://doi.org/10.1007/s11292-019-09372-3>

¹⁶⁶ Weisburd, D., & Telep, C. W. (2014). Hot spots policing: What we know and what we need to know. *Journal of Contemporary Criminal Justice*, 30(2), 200–220. <https://doi.org/10.1177/1043986214525083>

¹⁶⁷ Weisburd, D. (2015). The law of crime concentration and the criminology of place*: The law of crime concentration. *Criminology*, 53(2), 133–157. <https://doi.org/10.1111/1745-9125.12070>

¹⁶⁸ Papachristos, A. V., Braga, A. A., & Hureau, D. M. (2012). Social networks and the risk of gunshot injury. *Journal of Urban Health*, 89(6), 992–1003. <https://doi.org/10.1007/s11524-012-9703-9>

¹⁶⁹ Weisburd, D., & Telep, C. W. (2014). Hot spots policing: What we know and what we need to know. *Journal of Contemporary Criminal Justice*, 30(2), 200–220. <https://doi.org/10.1177/1043986214525083>

¹⁷⁰ Braga, A. A., Turchan, B. S., Papachristos, A. V., & Hureau, D. M. (2019). Hot spots policing and crime reduction: An update of an ongoing systematic review and meta-analysis. *Journal of Experimental Criminology*, 15(3), 289–311. <https://doi.org/10.1007/s11292-019-09372-3>

¹⁷¹ Sherman, L. W., & Weisburd, D. (1995). General deterrent effects of police patrol in crime “hot spots”: A randomized, controlled trial. *Justice Quarterly*, 12(4), 625–648. <https://doi.org/10.1080/07418829500096221>

¹⁷² Koper, C. S. (1995). Just enough police presence: Reducing crime and disorderly behavior by optimizing patrol time in crime hot spots. *Justice Quarterly*, 12(4), 649–672. <https://doi.org/10.1080/07418829500096231>

¹⁷³ Weisburd, D., & Telep, C. W. (2014). Hot spots policing: What we know and what we need to know. *Journal of Contemporary Criminal Justice*, 30(2), 200–220. <https://doi.org/10.1177/1043986214525083>

Although mere presence produces crime control benefits, when police undertake tailored and specific interventions at each hot spot, the more effective the program at reducing crime after police depart and in the long-run.¹⁷⁴ The more diverse the intervention strategy at place, the greater deterrence it is shown to have in hot spots. This strategy is known as Problem-Oriented Policing and is described later in this report. Problem-Oriented Policing programs that incorporate these tailored responses produce effect sizes that are more than double those produced by hot spots studies focused only on police presence.

The “question of displacement versus deterrence is crucial to evaluation costs and benefits of the policies but also has implications for understanding criminal incentives and behavior.”¹⁷⁵ The larger body of literature on hot spots policing and displacement concludes that violent crime simply does not displace geospatially to neighboring areas. Displacement is the idea that interventions at a place will cause crime to shift spatially to a neighboring or new area as offenders evaluate risks related to certain areas and relocate. If anything, hot spots policing actually sees a diffusion of crime control *benefits* to neighboring areas.

A large, city-wide study conducted in Bogotá, Colombia is an outlier. It did find displacement of property crimes but found no evidence of displacement for violent crimes. This is significant because, there is something specific about violent crimes (“crimes of passion”) that does not spill over into neighboring areas or other parts of the city. This is consistent with the idea that offenders with sustained motives (like theft) respond strategically to targeted police presence and choose to relocate. Crimes of passion might be easier to deter, given that they target a specific person in a specific place. This suggests that policymakers should consider carefully if the crime patterns in their city can be deterred by place-based hot spots policing.¹⁷⁶ Gun violence is usually a “crime of passion,” not one of convenience, and therefore it is likely that the hot spots policing model would effectively address such crimes.

Displacement that is not nearby or geospatial in nature, however, is understudied and not fully understood. Perhaps there is displacement of the crime type – the specific crime of gun violence does not occur but another type of crime is committed instead.¹⁷⁷ Or, displacement could occur but much farther away, although they did not find this for violent crime in Bogotá.¹⁷⁸

There are three possible counter-effective outcomes of hot spots policing. First, increasing police presence in an area may lead residents to believe crime has increased, thereby producing fear. Out of fear, residents can retreat from the community and the social controls that deter crime can break down.¹⁷⁹ Second, if hot spots policing decreases collective efficacy, it could increase crime over the long run and any short-term crime control gains would be offset. “Collective

¹⁷⁴ Braga, A. A., Turchan, B. S., Papachristos, A. V., & Hureau, D. M. (2019). Hot spots policing and crime reduction: An update of an ongoing systematic review and meta-analysis. *Journal of Experimental Criminology*, 15(3), 289–311. <https://doi.org/10.1007/s11292-019-09372-3>

¹⁷⁵ Blattman, C., Green, D. P., Ortega, D., & Tobón, S. (2021). Place-based interventions at scale: The direct and spillover effects of policing and city services on crime. *Journal of the European Economic Association*, 19(4), 2022–2051. <https://doi.org/10.1093/jeaa/jvab002>

¹⁷⁶ Id.

¹⁷⁷ Weisburd, D., & Telep, C. W. (2014). Hot spots policing: What we know and what we need to know. *Journal of Contemporary Criminal Justice*, 30(2), 200–220. <https://doi.org/10.1177/1043986214525083>

¹⁷⁸ Blattman, C., Green, D. P., Ortega, D., & Tobón, S. (2021). Place-based interventions at scale: The direct and spillover effects of policing and city services on crime. *Journal of the European Economic Association*, 19(4), 2022–2051. <https://doi.org/10.1093/jeaa/jvab002>

¹⁷⁹ Wilson, G. L. K., James Q. (1982, March 1). *Broken windows*. The Atlantic. <https://www.theatlantic.com/magazine/archive/1982/03/broken-windows/304465/>

efficacy” means the ability of a community to operate with common values and regulate behavior within it through strong relationships and mutual trust.¹⁸⁰ Weisburd et al. (2004) found that the “hotter” the spot, the lower the rates of collective efficacy.¹⁸¹ Lastly, a concern of hot spots policing is that it may decrease police legitimacy. To do their job, police need support and cooperation from the public, and their willingness to defer to their authority. If this breaks down, long term, a community could become lawless and even attract crime from elsewhere.¹⁸² Essentially, can simple everyday police methods produce long-term crime reductions at hot spots without deeper structural change to address inequities at the heart of crime?¹⁸³ Each of the above counter-effects could in the long-term offset the short-term gains made from hot spots policing.

While the theories underpinning the potential downsides of hot spots policing are valid, none have been studied to the degree where experts feel confident expressing that they ring true. In particular, there are conflicting studies regarding the impact of hot spots policing on police legitimacy. There is not enough research to make a judgment call on these concerns.¹⁸⁴ The police and criminal justice practitioners must monitor and evaluate their own community’s fear of crime, collective efficacy, and police legitimacy to understand the possible or likely impacts of a hot spots policing program in their city.

In addition to not knowing the full range of hot spots policing effects, we also do not fully understand the impacts of hot spots policing on rural areas or smaller cities.¹⁸⁵ Larger cities are almost always the focus of the literature with few exceptions. One study of San Bernardino County looked at hot spots in a suburban sprawl environment. While lower-activity places may still be “crime hot spots” in smaller jurisdictions, the ability of the police to influence crime at such places may be different. The number of events at each hot spot in San Bernardino County was too small to allow for statistically powerful outcomes. This is likely to be a serious barrier to evaluation in many smaller cities or in rural areas.

One study of Manhattan, Kansas evaluated their Operation Laser Point.¹⁸⁶ In it, the police targeted micro-hot spot locations and instituted regular, daily directed patrol visits, community engagement, and problem solving techniques. Crime decreased after the program began and held fairly steady throughout the program and afterward. Crime also declined in areas outside the hot spots, supporting prior research showing diffusion of crime control benefits. This study

¹⁸⁰ Weisburd, D., Hinkle, J. C., Famega, C., & Ready, J. (2011). The possible “backfire” effects of hot spots policing: An experimental assessment of impacts on legitimacy, fear and collective efficacy. *Journal of Experimental Criminology*, 7(4), 297–320. <https://doi.org/10.1007/s11292-011-9130-z>

¹⁸¹ Weisburd, D., Bushway, S., Lum, C., & Yang, S.-M. (2004). Trajectories of crime at places: A longitudinal study of street segments in the city of Seattle*. *Criminology*, 42(2), 283–322. <https://doi.org/10.1111/j.1745-9125.2004.tb00521.x>

¹⁸² Weisburd, D., Hinkle, J. C., Famega, C., & Ready, J. (2011). The possible “backfire” effects of hot spots policing: An experimental assessment of impacts on legitimacy, fear and collective efficacy. *Journal of Experimental Criminology*, 7(4), 297–320. <https://doi.org/10.1007/s11292-011-9130-z>

¹⁸³ Koper, C. S., Lum, C., Wu, X., & Hegarty, T. (2021). The long-term and system-level impacts of institutionalizing hot spot policing in a small city. *Policing: A Journal of Policy and Practice*, 15(2), 1110–1128. <https://doi.org/10.1093/police/paaa096>

¹⁸⁴ Weisburd, D., & Telep, C. W. (2014). Hot spots policing: What we know and what we need to know. *Journal of Contemporary Criminal Justice*, 30(2), 200–220. <https://doi.org/10.1177/1043986214525083>

¹⁸⁵ Id.

¹⁸⁶ Koper, C. S., Lum, C., Wu, X., & Hegarty, T. (2021). The long-term and system-level impacts of institutionalizing hot spot policing in a small city. *Policing: A Journal of Policy and Practice*, 15(2), 1110–1128. <https://doi.org/10.1093/police/paaa096>

shows that hot spots policing can be effective as a long-term crime control strategy in small cities – positive evidence for suburban areas and in lower crime areas of large cities.¹⁸⁷

Problem Oriented Policing

“Problem-Oriented Policing” or POP was developed by Herman Goldstein as an alternative method to traditional reactive efforts to address chronic problems.¹⁸⁸ It was his view that American policing had fallen ill with “means over ends” syndrome, placing more emphasis in their improvement efforts on organization and operating methods (number of arrests, average response time) than on the substantive outcome of their work”.¹⁸⁹ Essentially, they became so focused on means of policing, like staffing and management, that they were ignoring the things they were meant to solve. POP, he suggested, would refocus police on crime and disorder. This, he believed, would be a paradigm shift that would replace incident-driven, reactive “standard” policing with a model that required police to be proactive.¹⁹⁰

POP emphasizes the analysis of crime trends and root causes of crime in a community. It can be applied in neighborhoods, non-residential areas, or whole cities. This approach requires police to take a proactive stance by closely examining violence trends and customizing interventions for specific issues. While law enforcement plays a significant role in overseeing and participating in POP, non-law enforcement entities such as community organizations, healthcare services, other city departments and municipal actors may also have a part to play in addressing some problems. These non-law enforcement partnerships were key to ameliorating crime and disorder, in Goldstein’s vision of POP. Additionally, POP demands that law enforcement evaluate their strategies and determine whether they have achieved their goals.¹⁹¹ Because of this systematic method, Goldstein emphasized the importance of having personnel trained in research and assessment.¹⁹²

Most traditionally, the S.A.R.A. method (Scanning-Analysis-Response-Assessment) is used when applying POP. Eck and Spelman developed the method in 1987 as a “framework for uncovering complex mechanisms at play in crime problems and for developing tailor-made interventions to address the underlying conditions that cause crime problems”.¹⁹³ “Scanning” involves the identification and prioritization of potential problems that may be causing crime within a jurisdiction. “Analysis” involves an in-depth evaluation of problems using a variety of data sources so the most appropriate response can be developed. This is not just about problem outcomes like traditional policing but concerned with the underlying processes that lead to problems. “Response” is the development and implementation of an intervention tailored to the nature of the problem distilled in the analysis phase. Response searches should be broad,

¹⁸⁷ Koper, C. S., Lum, C., Wu, X., & Hegarty, T. (2021). The long-term and system-level impacts of institutionalizing hot spot policing in a small city. *Policing: A Journal of Policy and Practice*, 15(2), 1110–1128. <https://doi.org/10.1093/police/paaa096>

¹⁸⁸ Goldstein, H. (1979). Improving policing: A problem-oriented approach. *Crime & Delinquency*, 25(2), 236–258. <https://doi.org/10.1177/001112877902500207>

¹⁸⁹ Id.

¹⁹⁰ Id.

¹⁹¹ Eck, J. E., & Spelman, W. (1987). Who ya gonna call? The police as problem-busters. *Crime & Delinquency*, 33(1), 31–52. <https://doi.org/10.1177/0011128787033001003>

¹⁹² Hinkle, Joshua C., et al. “Problem-Oriented Policing for Reducing Crime and Disorder: An Updated Systematic Review and Meta-Analysis.” *CrimRxiv*, July 2021. *DOI.org (Crossref)*, <https://doi.org/10.21428/cb6ab371.5277ad69>.

¹⁹³ Eck, J. E., & Spelman, W. (1987). *Problem-solving: Problem-oriented policing in Newport News*. U.S. Dept. of Justice, National Institute of Justice.

involving law enforcement and non-law enforcement methods, other agencies, community groups and members. “Assessment” is the ongoing monitoring and evaluation of the response effect on targeted problem(s). This process is intended lead to continual improvements and refinement in further iterations of the response.¹⁹⁴

The three musts in conducting POP are that problems must be defined specifically, information must be collected from sources outside the department, and agencies must engage in a broad search for solutions. The best solutions tend to involve public and private entities that have a stake in solving the problem. Officers tend to get a more satisfying experience doing POP than traditional police work because they directly observe the results of their work, although it does require additional training and management.¹⁹⁵

Recently, it has been theorized that there are four “types” of crime-involved places that problem solving would benefit – crime sites, convergent settings, comfort spaces, and corrupting spots. Crime sites are those which analysts can identify on a map, through hot spot analysis or observation alone. Convergent settings are public places where people come together. For example, there is a bus depot in Cincinnati, Ohio where buses converge, and this space is a meeting spot for delinquent teenagers. Depending on the circumstances, there may or may not be crime occurring at a convergent setting. Third, comfort spaces are those which are private locations that offenders use for a variety of reasons, from hanging out to storing supplies to surveilling for the presence of law enforcement. Offenders prefer that crimes are not committed in comfort spaces.¹⁹⁶ Lastly, corrupting spots are those that are often businesses that allow for the facilitation of crime. An example is an auto repair shop that takes stolen car parts. Identifying these locations can, according to John Eck, Ph.D. and Lt. Matt Hammer, Ph.D., go a long way in dismantling place systems underlying crime.¹⁹⁷

A meta-analysis of POP suggests a statistically significant average decline (-33.8%) in general crime and disorder in treatment areas as opposed to controls. The analysis did not find significant spatial displacement of crime to other areas, but it did find evidence of some diffusion of crime control *benefits* to neighboring areas.¹⁹⁸ In terms of cost-effectiveness, crime “crackdowns”, or person-based programs where services have to be continually delivered, are less effective at lasting crime decline than programs where lasting change is instituted. The former sees deterrent effects erode when a program ends.¹⁹⁹

The greatest deterrence results are found when police combine hot spots policing with POP (situational prevention strategies). Disrupting situational dynamics that are catalysts to gun violence increases the necessary risk or effort in offending, or reduces attractiveness of possible victims. These interventions can range from an officer patrolling the block or city services creating green space or installing better street lighting. Razing abandoned buildings and cleaning

¹⁹⁴ Chief Eliot Isaac, Lt. Matthew Hammer M.S., Blake Christenson M.A., & Dr. Tamara D. Madensen. (2017). *P.I.V.O.T. Place Based Investigations of Violent Offender Territories* (Herman Goldstein Award Submission). Cincinnati Police Department.

¹⁹⁵ Eck, J. E., & Spelman, W. (1987). Who ya gonna call? The police as problem-busters. *Crime & Delinquency*, 33(1), 31–52. <https://doi.org/10.1177/001128787033001003>

¹⁹⁶ Eck, J. (2023, March 24). *Professor of Criminal Justice at the University of Cincinnati* [Zoom].

¹⁹⁷ Chief Eliot Isaac, Lt. Matthew Hammer M.S., Blake Christenson M.A., & Dr. Tamara D. Madensen. (2017). *P.I.V.O.T. Place Based Investigations of Violent Offender Territories* (Herman Goldstein Award Submission). Cincinnati Police Department.

¹⁹⁸ Hinkle, Joshua C., et al. “Problem-Oriented Policing for Reducing Crime and Disorder: An Updated Systematic Review and Meta-Analysis.” *CrimRxiv*, July 2021. *DOI.org (Crossref)*, <https://doi.org/10.21428/cb6ab371.5277ad69>.

¹⁹⁹ Id.

up graffiti are also common implementations of POP in hot spots. Despite this, POP often addresses non-geographic crime concentration – repeat offenders, repeat victims, hot products etc. While POP can be a type of Hot Spots Policing, many hot spots programs do not use the systematic approach of POP, which itself does not favor any particular intervention.²⁰⁰

Potential pitfalls to POP implementation are similar to those for hot spot policing: increased fear of crime, and decreased collective efficacy and police legitimacy.

Social Network Analysis as it Relates to Gun Violence

The epidemiological approach to behavior promises community leaders a better way to prevent gun violence – through Social Network Analysis (SNA) and identification of individuals vulnerable to perpetration and victimization.²⁰¹ A social network is a bounded number of social actors connected by various relationships (“ties”) – family, friendship, schooling, neighborhood, sexual relationships, etc.²⁰². Theoretically, SNA refers to the statistical analysis of how actors, usually people, are connected and influence each other’s thoughts, feelings, and actions.^{203,204} “As with other important health problems, most cases of firearm violence arise from large but low-risk subsets of the population”.²⁰⁵

Like many health phenomena, gun violence has been widely studied as a social contagion, in that it has been shown repeatedly to diffuse in a population, transmitted from person to person through social interaction.²⁰⁶ This means that individuals that have been exposed to gun violence, or exposed to individuals that have been perpetrators or victims of gun violence, have greater risk of victimization or perpetration when compared to those that have not.²⁰⁷ A study of homicides in Newark, NJ found that homicides were “not random but...moved [by a] similar process to an infectious disease, with firearms and gangs operating as infectious agents”.²⁰⁸ Direct exposure has a larger positive relationship to involvement with gun violence, although even small amounts of exposure can increase the likelihood of future victimization.²⁰⁹ One study of nonfatal gunshot victim social networks determined that a 1% increase in exposure to

²⁰⁰ Hinkle, Joshua C., et al. “Problem-Oriented Policing for Reducing Crime and Disorder: An Updated Systematic Review and Meta-Analysis.” *CrimRxiv*, July 2021. DOI.org (Crossref), <https://doi.org/10.21428/cb6ab371.5277ad69>.

²⁰¹ McGee, Zina T., et al. “A Multivariate Analysis of Gun Violence among Urban Youth: The Impact of Direct Victimization, Indirect Victimization, and Victimization among Peers.” *Cogent Social Sciences*, edited by Jamie Halsall, vol. 3, no. 1, Jan. 2017, p. 1328772. DOI.org (Crossref), <https://doi.org/10.1080/23311886.2017.1328772>.

²⁰² Wasserman, Stanley, and Katherine Faust. *Social Network Analysis: Methods and Applications*. Cambridge University Press, 1994.

²⁰³ Id.

²⁰⁴ Papachristos, Andrew V., et al. “Social Networks and the Risk of Gunshot Injury.” *Journal of Urban Health*, vol. 89, no. 6, Dec. 2012, pp. 992–1003. DOI.org (Crossref), <https://doi.org/10.1007/s11524-012-9703-9>.

²⁰⁵ Wintemute, Garen J. “The Epidemiology of Firearm Violence in the Twenty-First Century United States.” *Annual Review of Public Health*, vol. 36, no. 1, Mar. 2015, pp. 5–19. DOI.org (Crossref), <https://doi.org/10.1146/annurev-publhealth-031914-122535>.

²⁰⁶ Kadushin, Charles. *Understanding Social Networks: Theories, Concepts, and Findings*. Oxford University Press, 2012.

²⁰⁷ Tracy, Melissa, et al. “The Transmission of Gun and Other Weapon-Involved Violence Within Social Networks.” *Epidemiologic Reviews*, Jan. 2016, p. mxv009. DOI.org (Crossref), <https://doi.org/10.1093/epirev/mxv009>.

²⁰⁸ Zeoli, April M., et al. “Homicide as Infectious Disease: Using Public Health Methods to Investigate the Diffusion of Homicide.” *Justice Quarterly*, vol. 31, no. 3, May 2014, pp. 609–32. DOI.org (Crossref), <https://doi.org/10.1080/07418825.2012.732100>.

²⁰⁹ McGee, Zina T., et al. “A Multivariate Analysis of Gun Violence among Urban Youth: The Impact of Direct Victimization, Indirect Victimization, and Victimization among Peers.” *Cogent Social Sciences*, edited by Jamie Halsall, vol. 3, no. 1, Jan. 2017, p. 1328772. DOI.org (Crossref), <https://doi.org/10.1080/23311886.2017.1328772>.

gunshot victims in one's immediate network increases the odds of becoming a victim by 1.1%. It also found that 10 percent exposure to victims at distances ≤ 2 ties increases the odds of gunshot victimization by 27.0 percent, and 25 percent exposure to victims increases the odds by 81.6 percent.²¹⁰

While gun violence may seem random, studying the social network underlying it can shed light on just how connected exposure is to future perpetration or future victimization. For example, we know from empirical and anecdotal data that young minority males are the most likely victims of gunshot injuries. Homicide risk is concentrated to a remarkable degree among Black males over the life course. At ages 20 to 29 in 2012, the firearm homicide rate for Black males was at least five times higher than that for Hispanic males and at least 20 times that for White males.²¹¹

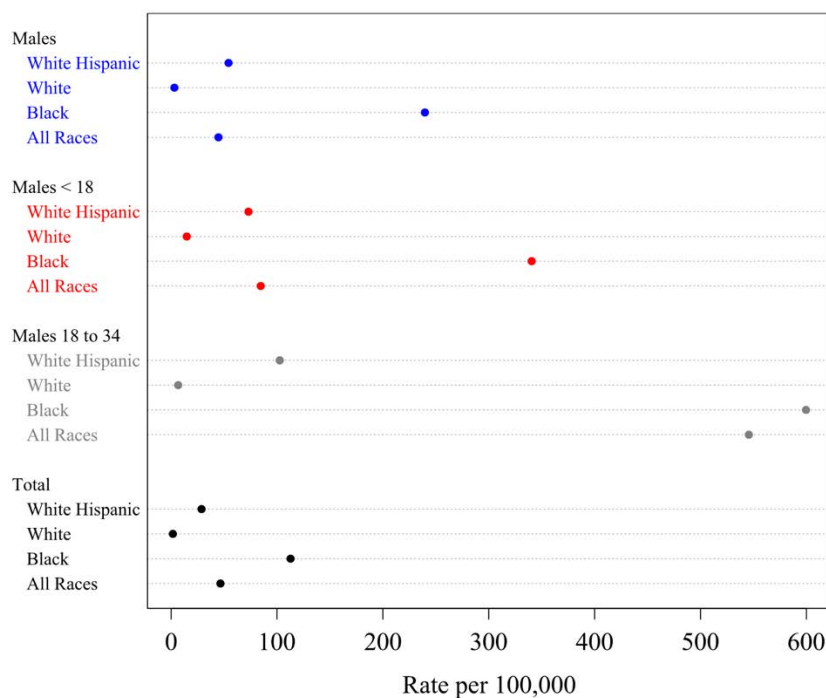


Fig. 2. Rates of nonfatal gunshot victimization in Chicago, 2006–2012.

212

But, we cannot know why, between two young men with identical risk factors, one ends up victimized and one does not. “Defining the at-risk population as including young, minority males living in disadvantaged neighborhoods is not refined enough to capture the extreme concentration of gun violence in urban environments. Urban gun violence trends may be best understood as generated by a very small number of high-risk individuals who participate in high-risk social networks

²¹⁰ Papachristos, Andrew V., et al. “Tragic, but Not Random: The Social Contagion of Nonfatal Gunshot Injuries.” *Social Science & Medicine*, vol. 125, Jan. 2015, pp. 139–50. DOI.org (Crossref), <https://doi.org/10.1016/j.socscimed.2014.01.056>.

²¹¹ Wintemute, G. J. (2015). The epidemiology of firearm violence in the twenty-first century United States. *Annual Review of Public Health*, 36(1), 5–19. <https://doi.org/10.1146/annurev-publhealth-031914-122535>

²¹² Papachristos, Andrew V., et al. “Tragic, but Not Random: The Social Contagion of Nonfatal Gunshot Injuries.” *Social Science & Medicine*, vol. 125, Jan. 2015, pp. 139–50. DOI.org (Crossref), <https://doi.org/10.1016/j.socscimed.2014.01.056>.

and perpetrate their shootings at a very small number of high-risk micro places".²¹³ This is where social network analysis, rather than examining neighborhoods or census tracts, can be useful in identifying at-risk individuals. SNA theorists claim that violence prevention efforts accounting for social contagion, in addition to demographics, have the potential to prevent more shootings than efforts that focus only on demographics.²¹⁴

Many studies on gun violence networks show that while all victims are in one very large and possibly additional smaller networks, gun violence is even more concentrated *within* networks. Only with SNA can we more precisely predict an individual's risk within a certain network. One study of Boston shootings found that 85% of all gunshot injuries in a sample occurred within just one social network and that the closer one is to a gunshot victim (in number of ties), the greater the probability of one's own victimization.²¹⁵ In the Newark, NJ study mentioned above, one third of all fatal and nonfatal shootings occurred in a network of less than 4% of the city's population. This phenomenon has tremendous implications for public policy interventions aimed at reducing gun violence. If gun violence is affecting one very small subset of a larger network, police, along with city departments and social service organizations can most efficiently target those individuals for maximum violence prevention.

Gangs and Gang Membership

It has been widely studied and concluded that membership in a gang is highly associated with violent victimization.²¹⁶ Social Network Analysis (SNA) can provide mathematical understanding of gang-related networks and violent involvement in crime. Violence, specifically gun violence, can spread within co-offending networks from gang members to non-gang members.²¹⁷ A co-offending network is a network of individuals who have committed crimes together in the past, regardless of gang status. Some offenders in these networks are gang members and some are not, as not all criminal associates of gang members are necessarily in gangs.²¹⁸ Co-offending networks have been well documented in criminology as a base for the sociological processes underpinning crime and violence.²¹⁹ Co-offending as a mechanism to study gunshot violence has been used several times to understand the effect of past history of violent crime (or gang membership) on future risk of violent crime.

²¹³ Braga, Anthony A., et al. "The Concentration and Stability of Gun Violence at Micro Places in Boston, 1980–2008." *Journal of Quantitative Criminology*, vol. 26, no. 1, Mar. 2010, pp. 33–53. DOI.org (Crossref), <https://doi.org/10.1007/s10940-009-9082-x>.

²¹⁴ Green, B., Horel, T., & Papachristos, A. V. (2017). Modeling contagion through social networks to explain and predict gunshot violence in Chicago, 2006 to 2014. *JAMA Internal Medicine*, 177(3), 326. <https://doi.org/10.1001/jamainternmed.2016.8245>

²¹⁵ Papachristos, Andrew V., et al. "Social Networks and the Risk of Gunshot Injury." *Journal of Urban Health*, vol. 89, no. 6, Dec. 2012, pp. 992–1003. DOI.org (Crossref), <https://doi.org/10.1007/s11524-012-9703-9>.

²¹⁶ Decker, S. H., Pyrooz, D. C., & Moule, R. K. (2014). Disengagement from gangs as role transitions. *Journal of Research on Adolescence*, 24(2), 268–283. <https://doi.org/10.1111/jora.12074>

²¹⁷ Papachristos, A. V., Braga, A. A., Piza, E., & Grossman, L. S. (2015). The company you keep? The spillover effects of gang membership on individual gunshot victimization in a co-offending network: gang membership, networks, & victimization. *Criminology*, 53(4), 624–649. <https://doi.org/10.1111/1745-9125.12091>

²¹⁸ Id.

²¹⁹ Warr, M. (2002). *Companions in crime: The social aspects of criminal conduct*. Cambridge University Press.

One co-offender network study of gang members in Newark, NJ found that gang membership increases the odds of gunshot victimization by 344%.²²⁰ That study also concluded that one or more ties to a gang member, or the closer in proximity to a gang member (even when not direct) within the co-offending network significantly increases the probability that one will experience fatal or non-fatal gunshot victimization.²²¹ Almost one third of all fatal or non-fatal shootings occurred in a network comprised of less than 4% of the city's population. If a subset of a city's gun violence is gang related, it is clear that performing SNA and locating individuals most at risk for intervention would be an effective and logical step toward reducing gun violence.

Domestic Violence and Firearm Accessibility

Nicholas Kristoff with the New York Times writes that we already bar felons from owning guns, and we should go a step further and bar violent misdemeanor offenders from possessing guns.²²² California has taken this step. In California, there is a domestic violence misdemeanor firearm prohibition, required firearm relinquishment for domestic violence misdemeanors, and required reporting of domestic violence misdemeanors to national databases.

Stalking, domestic violence, and alcohol abuse are particular warning signs of future violence. A study on femicide in intimate partner relationships states that “an abusive partner's access to a firearm is a serious threat to victims of domestic violence, making it five times more likely that [they] will be killed”.²²³ States that bar those subject to active domestic violence restraining orders from accessing guns have seen a 13% reduction in intimate partner homicides involving firearms.²²⁴ Removal of guns from domestic violence offenders is one of the most frequently used and effective strategies *as rated by local police* throughout the country.²²⁵

Those who have been an abuse victim of an intimate partner need intervention to “prevent further escalation of violence. Healthcare practitioners should question individuals not only about domestic violence but also about abusers' access to a gun and should provide appropriate referrals to services and information regarding serious risk in such

²²⁰ Papachristos, A. V., Braga, A. A., Piza, E., & Grossman, L. S. (2015). The company you keep? The spillover effects of gang membership on individual gunshot victimization in a co-offending network: gang membership, networks, & victimization. *Criminology*, 53(4), 624–649. <https://doi.org/10.1111/1745-9125.12091>

²²¹ Id.

²²² Kristof, N. (2023, January 24). Opinion | a smarter way to reduce gun deaths. *The New York Times*. <https://www.nytimes.com/2023/01/24/opinion/gun-death-health.html>

²²³ Campbell, J. C., Webster, D., Koziol-McLain, J., Block, C., Campbell, D., Curry, M. A., Gary, F., Glass, N., McFarlane, J., Sachs, C., Sharps, P., Ulrich, Y., Wilt, S. A., Manganello, J., Xu, X., Schollenberger, J., Frye, V., & Laughon, K. (2003). Risk factors for femicide in abusive relationships: Results from a multisite case control study. *American Journal of Public Health*, 93(7), 1089–1097. <https://doi.org/10.2105/AJPH.93.7.1089>

²²⁴ Zeoli, A. M., McCourt, A., Buggs, S., Frattaroli, S., Lilley, D., & Webster, D. W. (2018). Retracted: Analysis of the strength of legal firearms restrictions for perpetrators of domestic violence and their associations with intimate partner homicide. *American Journal of Epidemiology*, 187(7), 1449–1455. <https://doi.org/10.1093/aje/kwx362>

²²⁵ Koper, C. S., Woods, D. J., & Kubu, B. E. (2013). Gun violence prevention practices among local police in the United States. *Policing: An International Journal of Police Strategies & Management*, 36(3), 577–603. <https://doi.org/10.1108/PIJPSM-06-2012-0052>

situations.^{226, 227} The most important thing clinicians can do is inform a victim of domestic violence that Extreme Risk Protection Orders exist.

Police can only act on active restraining orders and Extreme Risk Protection Orders, so direction should be given to victims on how to obtain one. An Extreme Risk Protection Order (ERPO) is a civil order that temporarily prohibits individuals who pose a danger to themselves or others from purchasing and possessing firearms. In California, law enforcement or clinicians, a family or household member, employers, co-workers, and employees and teachers at secondary and post-secondary schools can petition for an individual to be under an ERPO.²²⁸ In California, these laws can also apply to dating partners (not true in every state).

There is both objective and anecdotal evidence that these actions work when they happen and do reduce violence.

Hospital Based Violence Intervention Programs (HVIPs)

The rationale for a Hospital-Based Violence Intervention Program is a public health one. Their goal is to improve the pre-existing social determinants of health (such as poverty, a low level of education, and substance abuse) that may have led to violent victimization and, in doing so, prevent reinjury.²²⁹ One of the strongest predictors of future injury is past injury, and victims of violent injury are more than twice as likely to die a violent death compared to matched control subjects.^{79, 230} Gunshot victims or victims of violent assault are almost always taken to trauma I hospitals. The window after an injury is considered a valuable time for intervention, while that patient is still being treated in the hospital. It has really been just over the last 20 years that these programs have emerged to take advantage of that time to break the cycle of violence.²³¹

Hospital-Based Violence Intervention Programs identify violently injured patients and intervene at their bedside immediately following a violent victimization injury. Typically, the hospital assigns patients a case manager or social worker who evaluates patients based on the patient's perception of their own psychosocial, emotional, or financial needs and connects them with providers in the community that are capable of addressing those needs. Various models tend to emphasize that case workers need to be culturally competent and it is beneficial if they come from similar environments as patients.

²²⁶ Tracy, M., Braga, A. A., & Papachristos, A. V. (2016). The transmission of gun and other weapon-involved violence within social networks. *Epidemiologic Reviews*, mxv009. <https://doi.org/10.1093/epirev/mxv009>

²²⁷ Campbell, J. C., Webster, D., Koziol-McLain, J., Block, C., Campbell, D., Curry, M. A., Gary, F., Glass, N., McFarlane, J., Sachs, C., Sharps, P., Ulrich, Y., Wilt, S. A., Manganello, J., Xu, X., Schollenberger, J., Frye, V., & Laughon, K. (2003). Risk factors for femicide in abusive relationships: Results from a multisite case control study. *American Journal of Public Health*, 93(7), 1089–1097. <https://doi.org/10.2105/AJPH.93.7.1089>

²²⁸ *California code, penal code—Pen § 18100*. (n.d.). Findlaw. Retrieved March 27, 2023, from <https://codes.findlaw.com/ca/penal-code/pen-sect-18100/>

²²⁹ Gorman, E., Coles, Z., Baker, N., Tufariello, A., Edemba, D., Ordonez, M., Walling, P., Livingston, D. H., & Bonne, S. (2022). Beyond recidivism: Hospital-based violence intervention and early health and social outcomes. *Journal of the American College of Surgeons*, 235(6), 927–939. <https://doi.org/10.1097/XCS.0000000000000409>

²³⁰ Juillard, C., Cooperman, L., Allen, I., Pirracchio, R., Henderson, T., Marquez, R., Orellana, J., Texada, M., & Dicker, R. A. (2016). A decade of hospital-based violence intervention: Benefits and shortcomings. *Journal of Trauma and Acute Care Surgery*, 81(6), 1156–1161. <https://doi.org/10.1097/TA.0000000000001261>

²³¹ Id.

Zuckerberg San Francisco General Hospital is the only Trauma I facility serving the whole city and county of San Francisco. Since 2005 the Wraparound Program has been implemented as its HVIP. They offer enrollment in the program to all victims of intentional injuries that are between 10-35 years old that they determine via a screening process to be at high-risk of reinjury. The victim must also be injured or live in San Francisco. Notably, patients excluded are those whose injuries are a result of domestic violence or child abuse, or if self-inflicted. Patients must consent to participation and then an initial intake and needs assessment is done. The program provides up to one year of intensive case management including mentorship, advocacy, and services from community providers. There are challenges in evaluating this program because bias is introduced by self-selection (which would likely decrease the rate of reinjury) and the fact that only patients screened to be high-risk are selected (which would likely increase the rate of reinjury). However, the injury recidivism rate decreased from 8.4% to 4.9% after its institution at Zuckerberg in 2006. A study of the Violence Intervention Advocacy Program at Boston Medical Center similarly finds that it effectively serves the population choosing the program.²³² The HVIP at University Hospital in Newark, New Jersey has also been studied and found achieve patient-stated short-term health and social goals in half of its enrollees during 2020.²³³

“Recidivism has been used as an outcome measure of HVIPs for several years. Although it adds a layer of complexity, its measurement has been linked to the cost–benefit ratio for hospitals and communities to use in obtaining grant funding and convincing administrators of the utility of HVIPs.”²³⁴

In Alameda County, a CBO program called Caught in the Crossfire does hospital bed interventions similar to the Wraparound Program but, it is not directly managed by hospitals; they rely on hospital buy-in.²³⁵ Their stated goals are to convince the victims, their friends, and their family not to retaliate, to reduce hostilities, and provide victims pathways to a safer life.²³⁶

Focused Deterrence (Custom Notifications)

The theory of change in focused deterrence is that violence can be prevented if individuals believe that the costs of violence outweigh its potential benefits.²³⁷ The strategy identifies those most at risk of becoming a perpetrator of gun violence and delivers a “hard” message – that violence will not be tolerated and any of it will be met with swift arrests and criminal justice consequences. There is also the “soft” message delivery, that the police and (usually a CBO) are here to help connect the individual with resources that they can then leverage to transition away from violence.

Historically, custom notifications were delivered as part of a larger “call-in”, where group members are all called to the same place and a message is communicated that “affected communities want the violence to stop, there is help available to group members who want it, and meaningful legal consequences will follow if the violence does not stop.”

²³² Pino, E. C., Fontin, F., James, T. L., & Dugan, E. (2021). Boston violence intervention advocacy program: Challenges and opportunities for client engagement and goal achievement. *Academic Emergency Medicine*, 28(3), 281–291. <https://doi.org/10.1111/acem.14162>

²³³ Gorman, E., Coles, Z., Baker, N., Tufariello, A., Edemba, D., Ordenez, M., Walling, P., Livingston, D. H., & Bonne, S. (2022). Beyond recidivism: Hospital-based violence intervention and early health and social outcomes. *Journal of the American College of Surgeons*, 235(6), 927–939. <https://doi.org/10.1097/XCS.0000000000000409>

²³⁴ Id.

²³⁵ *Intervention*. (n.d.). Youth ALIVE! Retrieved March 28, 2023, from <https://www.youthalive.org/caught-in-the-crossfire/>

²³⁶ Id.

²³⁷ Braga, A. A. (2008). Pulling levers focused deterrence strategies and the prevention of gun homicide. *Journal of Criminal Justice*, 36(4), 332–343. <https://doi.org/10.1016/j.jcrimjus.2008.06.009>

These, however, assume group violence is at a certain height and also require a large amount of pre-work to be done to gather the right people and communicate the messages tailored to the full group as well as to the individuals. Therefore, they are not tactical because it is not possible to get one together to prevent violence likely to occur within a day or two.

Instead, it has been valuable instead to focus just on individuals in their homes with appropriate personnel, such as probation, parole, and police officers, as well as community voices and positive “influentials” such as family members. Custom notifications have many advantages on their own. They can be delivered to anyone, regardless of whether they are on parole, probation, or in a larger group. They can be delivered to a smaller number of impact players, who often are not under court supervision and cannot be mandated to attend a call-in. They are flexible and implemented with short notice and can be delivered by law enforcement alone, community figures alone, or a combination. They can incorporate an “influential”, someone close to the individual who represents a consistent, positive influence.

Incorporating influentials as partners with community members, law enforcement, and social service providers gives a strong message about making good choices and the consequences of violence. They are powerful tools for interrupting gang “beefs”, heading off retaliation after a violent event, calming down outbreaks of violence and bolstering the core gun violence program. They can incorporate highly specific information meaningful to the person being notified, such as the help they personally may need or particular legal vulnerabilities they face if they continue offending. These messages can be delivered to parolees or probationers as they prepare to reenter society.²³⁸ Lastly, custom notifications can create spillover violence reduction effects on group members who are socially tied to others engaged in violence, so you reach more than just those individuals that were selected for direct contact. This is especially true if Social Network Analysis is used to identify them.

It is emphasized in the literature that partnering with a CBO, such as California Partnership for Safe Communities, is ideal. A social service provider, community group, faith-based organization, or street outreach worker can increase the credibility of law enforcement and connect more genuinely with the individual. Mobilizing such organizations is critical so that the “soft” message is extended, and the individual feels cared about, related to, and that someone wants to help them. They can deliver antiviolence messages on their own or alongside law enforcement. In Cincinnati, community representatives take the lead in the notification process, speaking to impact players on their own before police, social services, and street outreach workers visit. Street outreach workers often have history of being group-involved or incarcerated and can be able to reach impact players not easily located by law enforcement. Their personal histories better able them to relate to impact players on the falsehood of the street code and what the street code has cost them.

Street Outreach Teams/Violence Interrupters

“Street Outreach organizations do a lot more for public safety than just trying to stop gun violence: they are anchoring institutions for neighborhood safety and well-being, dealing with issues related to housing, mental health, education, and justice.”²³⁹ Street Outreach Workers are credible messengers, often formerly incarcerated or have been involved in or affected by violence in the past, that help identify violence and interrupt or mediate it in real time. They have inroads

²³⁸ A New York initiative replicates the work of Chicago’s Project Safe Neighborhoods (PSN), which achieved large violence reductions selecting districts through delivery of individualized messages to parolees about legal exposure and services available. Chicago districts participating in PSN communication saw a 37% reduction in homicide and a 30% decrease in recidivism among notified offenders.

²³⁹ *Op-ed: What we know (And don’t know) about street outreach and gun violence prevention.* (2021, October 25). Chicago Tribune. <https://www.chicagotribune.com/opinion/commentary/ct-opinion-chicago-gun-violence-street-outreach-20211025-6pylamxs5jzhhyya3x3nb3eya-story.html>

to vulnerable groups that police do not, act as a conduit between group members and other participants in a city's violence reduction program, and help people make the transition away from street violence.

The overall theory of change is a public health one – that violence is like a contagious disease and its spread can be interrupted.²⁴⁰ Operating beneath this strategy is the aim to increasing informal social controls – or fortifying a community's collective norms and standards of conduct and encouraging community members to uphold them. When done well it “marries the goal of strengthening a community's moral voice against violence with the imperative to offer help to its highest risk population. It also lends itself to concrete violence interventions, such as controlling rumors during moments of conflict, calming people down to defuse potential retaliation, and mentoring people at high risk of hurting someone or being hurt”.²⁴¹

“Safe Streets” in Baltimore, Maryland, and “Ceasefire” in Chicago, Illinois both used the same model and showed statistically significant decreases in the overall level of violence in treatment areas. Unfortunately, this is not a consistent outcome. While many programs do reflect the essential nature of credible messengers and violence interruption, others have either null or negative results. Often, those that have negative effects are programs that stand alone, not within broader violence reduction programs. It is also not useful to work with gangs *as gangs* – as that gives them recognition and can even increase gang cohesion. Also, programs that prioritize job or educational outcomes but don't focus primarily on street violence do not achieve their stated goal to reduce it. Even where street work has been successful and demonstrated positive effects, it has been too limited in scope and impact to reduce overall levels of violence in a city.²⁴²

Many street outreach programs do not work or communicate with law enforcement or other entities with the same goals. While they may have principled reasons for this, it undermines the interagency partnership that has been the “hallmark of effective violence interventions”. Understandably, Street Outreach workers can be wary of police – it could threaten their credibility with the population they serve and need access to. Cities have ameliorated much of this by working with street workers to establish clear boundaries and clear times when they do work in tandem. Both police and street workers establish protocols in advance of their work, about how and under what conditions they will collaborate, what information they will share, and how they will address the public concern about their working together. Street workers protect the names of people they work with and do not share information with police or help them build and solve cases. Both sides need training on these protocols to maintain accountability and partnership.²⁴³ The “triangle protocol” in Los Angeles establishes the city violence reduction initiative as a partner to the LAPD and their streetwork agencies, linking victims with services, brokering peace, and communicating with police about incidents. New York City has a similar organization with the Mayor's Office to Prevent Gun Violence, working in tandem with streetworkers and the NYPD. Recent Evaluation has shown this structure to be highly effective in preventing retaliatory shootings.²⁴⁴

²⁴⁰ Butts, J. A., Roman, C. G., Bostwick, L., & Porter, J. R. (2015). Cure violence: A public health model to reduce gun violence. *Annual Review of Public Health*, 36(1), 39–53. <https://doi.org/10.1146/annurev-publhealth-031914-122509>

²⁴¹ Considering the place of streetwork in violence interventions. (n.d.). *National Network for Safe Communities (NNSC)*. Retrieved March 31, 2023, from <https://nnscommunities.org/guides/considering-the-place-of-streetwork-in-violence-interventions/>

²⁴² Id.

²⁴³ Id.

²⁴⁴ Id.

Andrew Papachristos, Ph.D. describes a pilot project where twice a week he and partners sit down and do network analysis *with* the outreach staff. He says that data is starting to be brought to outreach. “We do know,” he says, “that when police and outreach are doing their jobs right they’re actually working with the same people.” Including street outreach in shooting reviews where mapping is done has shown to be beneficial in Boston and Oakland.

Operation Peacekeeper in Stockton, California exemplifies these best practices when it comes to streetwork. At one time, they used to walk a neighborhood with the police after a shooting to offer care and services. They observed that this compromised their capital with the community and the Peacekeepers ended that with support from the police. Nevertheless, the two organizations still successfully navigate violence prevention in partnership and produce public safety. The Stockton Police Department does not expect or want information from Peacekeepers and believes that their clients need to be protected to preserve Peacekeepers’ legitimacy. After gun violence, Peacekeepers’ priority is stopping further violence or retaliation. They offer services and support but do not enter active crime scenes. Peacekeepers and police collaborate on “shooting reviews” to track recent violence and prevent new violence. Information is unidirectional, flowing only and carefully from police to streetworkers so they can focus on those most at risk. Sometimes, Stockton streetworkers accompany police to deliver in-person messages known as “custom notifications” to people with the highest risk of gun violence involvement. The process has been developed to warn high-risk individuals that violence will not be tolerated and to offer community resources to support them and keep them safe. Oakland, California also does this as part of their gun violence reduction work.²⁴⁵

Chicago CRED is a Street Outreach initiative that incorporates life skills training, as well as educational and employment programming.²⁴⁶ Early evidence suggests that street outreach reduces gun violence or at least saves the lives of participants. 18 months after beginning the program, participants in the Chicago CRED and similar programs have victimization rates 50% lower than non-participants. 63% of CRED participants that did not have a high school diploma prior to the program received one while in the program. Participants were 79% less likely to be arrested for shootings and homicides.²⁴⁷

Chicago CRED, despite its success and more than 250 active employees on the street, hasn’t decreased the overall level of gun violence. At its scale in Chicago, for every participant in the program there are 20 more in the same neighborhood lacking equal services. Also, violence is entrenched in societies beyond the individual and their ties to others and violent situations. Although not a panacea, Dr. Papachristos of Northwestern University says that Street Outreach is a necessary component for any city looking to adopt a multi-pronged violence prevention program, but any program that doesn’t consider the full neighborhood context will fall short.²⁴⁸

In Oakland, YouthALIVE!, the same CBO that does Hospital-Based Violence Prevention, does violence interruption.²⁴⁹

²⁴⁵ Considering the place of streetwork in violence interventions. (n.d.). *National Network for Safe Communities (NNSC)*. Retrieved March 31, 2023, from <https://nnscommunities.org/guides/considering-the-place-of-streetwork-in-violence-interventions/>

²⁴⁶ *A nonprofit for reducing gun violence in chicago*. (n.d.). Chicago CRED. Retrieved May 7, 2023, from <https://www.chicagocred.org/>

²⁴⁷ *A nonprofit for reducing gun violence in chicago*. (n.d.). Chicago CRED. Retrieved May 7, 2023, from <https://www.chicagocred.org/>

²⁴⁸ *Op-ed: What we know (And don’t know) about street outreach and gun violence prevention*. (2021, October 25). Chicago Tribune. <https://www.chicagotribune.com/opinion/commentary/ct-opinion-chicago-gun-violence-street-outreach-20211025-6pylamxs5jzjhyya3x3nb3eya-story.html>

²⁴⁹ *Intervention*. (n.d.). Youth ALIVE! Retrieved March 28, 2023, from <https://www.youthalive.org/caught-in-the-crossfire/>

Root Causes of Gun Violence

Contrary to popular thought, mental illness is not a primary contributor to interpersonal firearm violence.^{250,251} Access to firearms and firearm ownership remain the most potent determinants of an individual's likelihood to engage in any type of gun violence.²⁵² Other predictors for future gun violence involvement are prior history of violence (especially domestic violence²⁵³) and substance abuse. The leading cause of death for teenagers and young adults is firearm violence, and homicide risk is extremely concentrated among Black males regardless of age, although it does diminish in later years.²⁵⁴ The next most at-risk subset is Hispanic males, but the rate for Black men remains five times higher than for Hispanic men and 20 times higher than for white men.²⁵⁵ The most common environment for gun violence is minority and economically disadvantaged neighborhoods. However, SNA reveals that the vast majority of Black and Hispanic men in these neighborhoods do *not* become victims or perpetrators, but rather the phenomenon is highly concentrated among people within a much larger network that includes, but is not limited to, that neighborhood.²⁵⁶

The Educational Fund to Stop Gun Violence (EFSGV) released a report in 2020 citing seven central root causes to gun violence – income inequality, poverty, underfunded public housing, under-resourced public services, underperforming schools, lack of opportunity and perception of hopelessness, and easy access to firearms by high-risk people.²⁵⁷ Notably, only the last of these is something that police have any direct power over, and that power has been expressly curbed by the Fifth U.S. Circuit Court of Appeals in three states.²⁵⁸ However, California officials remain able to confiscate firearms from domestic abusers unless that ruling is appealed and upheld by the U.S. Supreme Court. The remainder of these root causes must be the jurisdiction of community-based organizations and a long term partnership with their municipalities or counties. A police department could, however, lead the way for these partnerships.

²⁵⁰ Swanson, Jeffrey W., et al. "Mental Illness and Reduction of Gun Violence and Suicide: Bringing Epidemiologic Research to Policy." *Annals of Epidemiology*, vol. 25, no. 5, May 2015, pp. 366–76. DOI.org (Crossref), <https://doi.org/10.1016/j.annepidem.2014.03.004>.

²⁵¹ Wintemute, Garen J. "The Epidemiology of Firearm Violence in the Twenty-First Century United States." *Annual Review of Public Health*, vol. 36, no. 1, Mar. 2015, pp. 5–19. DOI.org (Crossref), <https://doi.org/10.1146/annurev-publhealth-031914-122535>.

²⁵² Id.

²⁵³ The presence of a gun in a domestic violence situation increases the risk of homicide by 500%. A study of women in 67 California domestic violence shelters found that abusive intimate partners used handguns to harm, threaten, or scare 32.1% of study participants; long guns were used to harm, threaten, or scare 15.9% of participants. 39.1% reported that the abusive intimate partner owned a firearm during the relationship, almost twice the rate of gun ownership in California. Of participants in gun-owning households, 64.5% said a gun had been used against them. (National Coalition Against Domestic Violence)

²⁵⁴ Wintemute, Garen J. "The Epidemiology of Firearm Violence in the Twenty-First Century United States." *Annual Review of Public Health*, vol. 36, no. 1, Mar. 2015, pp. 5–19. DOI.org (Crossref), <https://doi.org/10.1146/annurev-publhealth-031914-122535>.

²⁵⁵ Id.

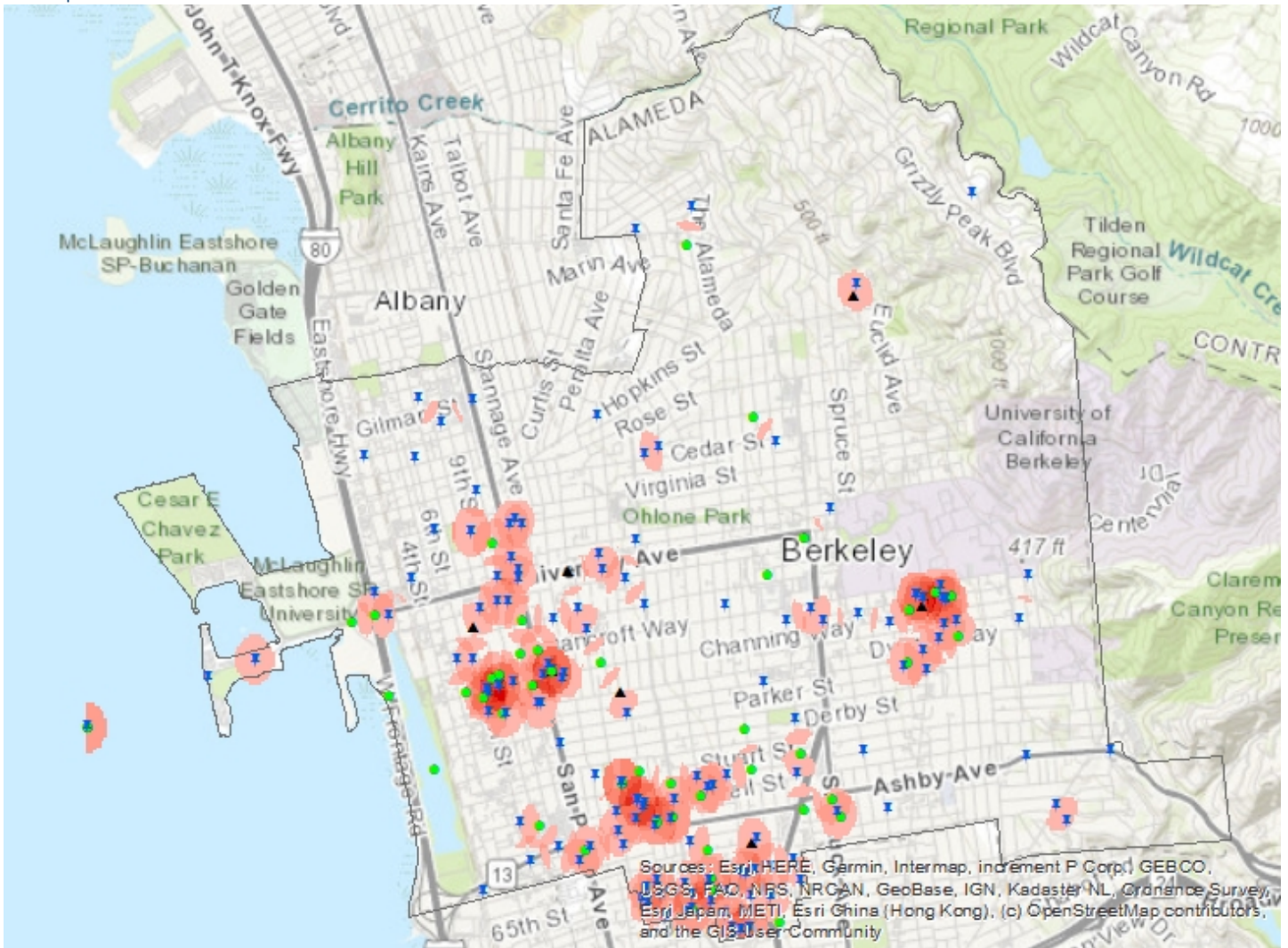
²⁵⁶ Braga, A. A., Papachristos, A. V., & Hureau, D. M. (2010). The concentration and stability of gun violence at micro places in Boston, 1980–2008. *Journal of Quantitative Criminology*, 26(1), 33–53. <https://doi.org/10.1007/s10940-009-9082-x>

²⁵⁷ "EFSGV." *Root Causes of Gun Violence*, The Educational Fund to Stop Gun Violence, <https://efsgv.org/>. Accessed 12 Feb. 2023.

²⁵⁸ Sneed, Tierney. "Latest Supreme Court-Related Ruling Overturning Gun Regulations Worries Domestic Violence Survivor Advocates | CNN Politics." *CNN*, 12 Feb. 2023, <https://www.cnn.com/2023/02/12/politics/domestic-abuse-guns-5th-circuit-supreme-court/index.html>.

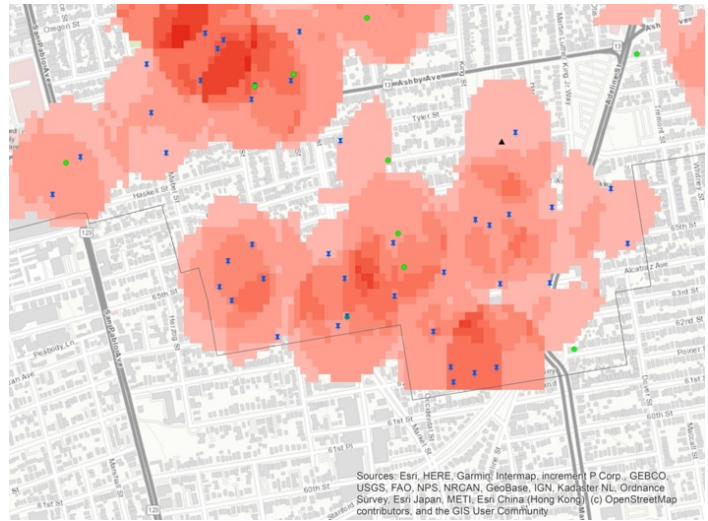
Appendix C Visualizations

Hot Spot Visualizations

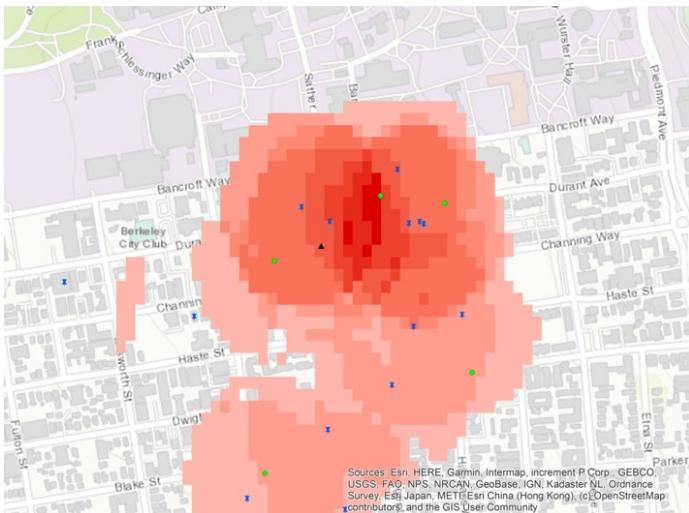




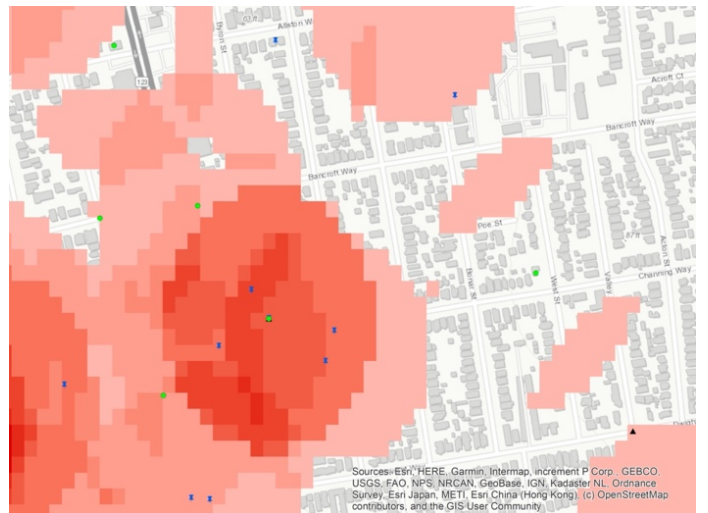
Acton Street & Russell Street



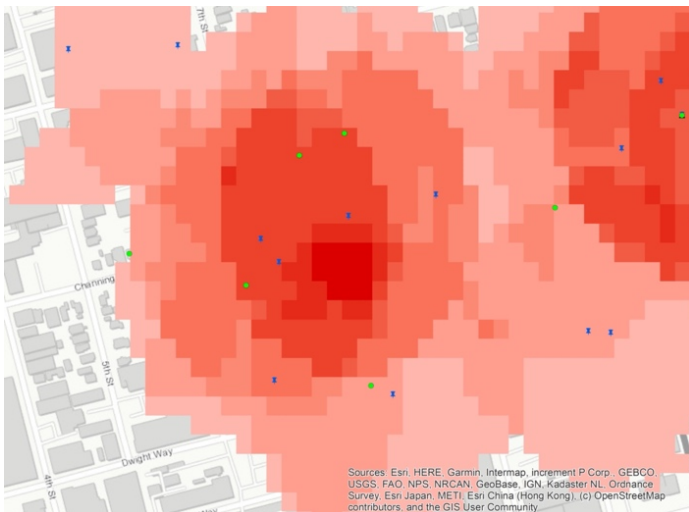
Harmon Street & Sacramento Street



Durant Street & Sather Street



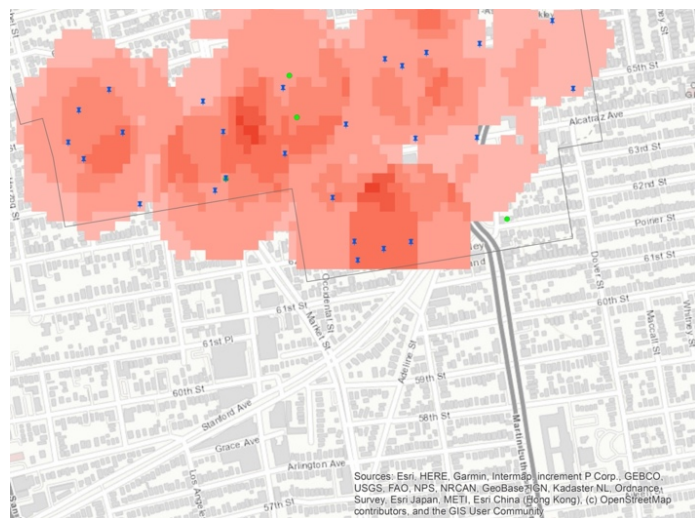
Channing Street & San Pablo Avenue



Channing Street & 8th Street




Oregon Street & Park Street (San Pablo Park)

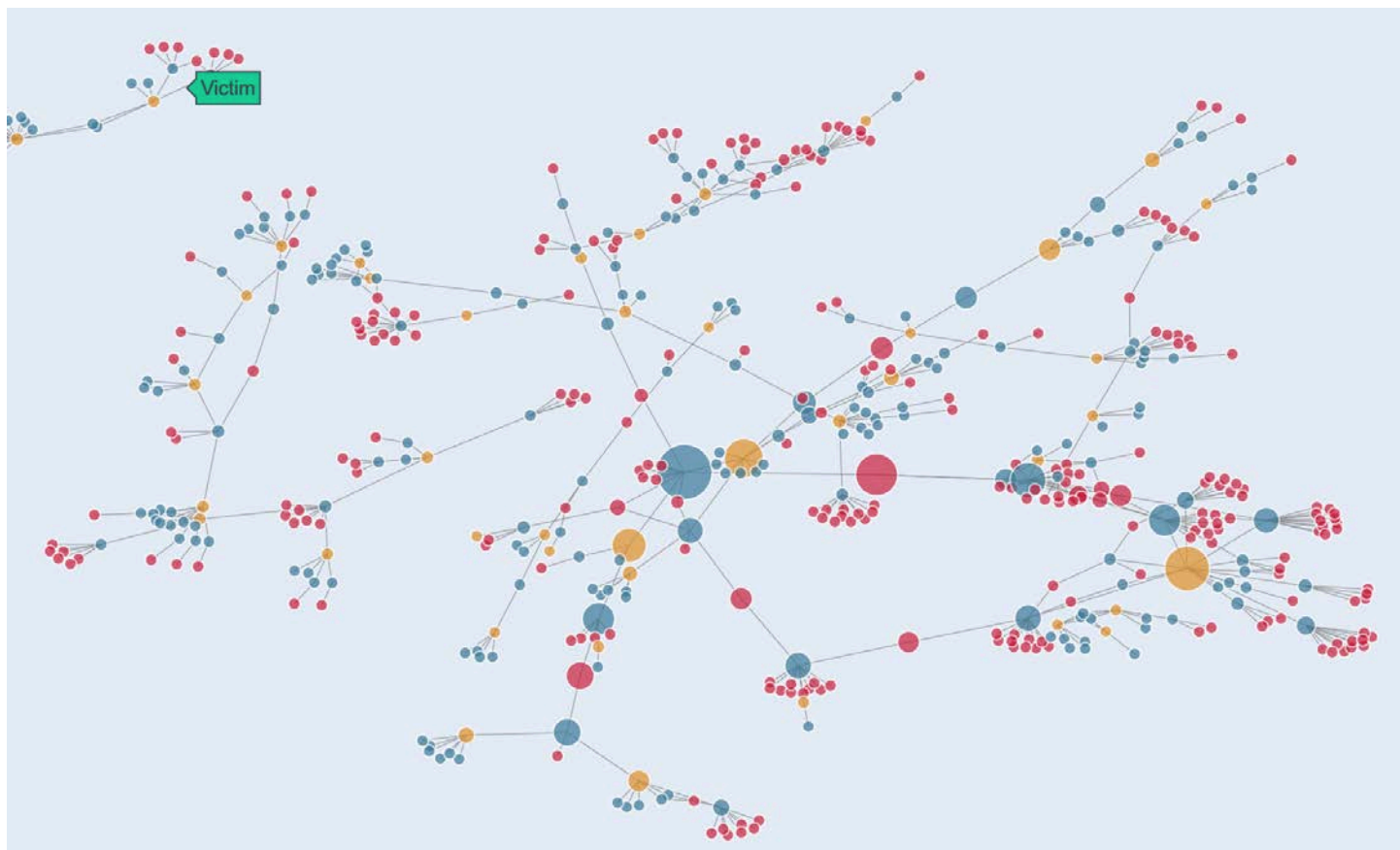


63rd Street & King Street

Social Network Analysis Visualizations



- People of Interest/Incidents
- People (Suspects, victims, involved parties)
- Shooting Events (shots fired, firearm assault/injury, firearm fatality)



Denser, More Concentrated Network within Larger Network

Appendix D Criteria Matrix

| Alternatives | Criteria | | | | | | |
|---|---|---|--|---|--|--|---|
| | Cost Effectiveness: Stays under \$1M | Effectiveness: Reduces shootings by 10% annually Weight = *3 | Political Feasibility (DCM will accept change) | Likelihood of long-lasting effects | Preserves police legitimacy | Keeps fear of crime from rising | Preserves neighborhood cohesion and collective efficacy |
| Hot Spots Policing 7.5 + 2(4) + 3 18.5/24 .77 ✓ | Very confident in assessment N/A | Some confidence in assessment HIGH first year MEDIUM ongoing 2.5(3) 7.5 | Some confidence in assessment MEDIUM 2 | Some confidence in assessment MEDIUM 2 | Some confidence in assessment MEDIUM 2 | Very confident in assessment MEDIUM 2 | Very confident in assessment HIGH 3 |
| Problem-oriented Policing 6 + 2(2) + 3(3) 19/24 .79 ✓ | Very confident in assessment N/A | Some confidence in assessment MEDIUM 2 2(3) 6 | Some confidence in assessment MEDIUM 2 | Some confidence in this assessment HIGH 3 | Some confidence in assessment HIGH 3 | Some confidence in assessment MEDIUM 2 | Some confidence in assessment HIGH 3 |
| SNA and Focused Deterrence/Custom Notifications 9 + 2(5) 19/24 .79 ✓ | Very confident in assessment N/A | Some confidence in assessment HIGH 3 3(3) 9 | Very confident in assessment MEDIUM 2 | Some confidence in assessment MEDIUM 2 | Some confidence in assessment MEDIUM 2 | Some confidence in assessment MEDIUM 2 | Some confidence in assessment MEDIUM 2 |
| SNA and Social Services 1(2) + 3(4) 14/27 .52 Notably low, but goes with focused deterrence | Not confident in assessment LOW 1 | Some confidence in assessment LOW 1 1(3) 3 | Very confident in assessment HIGH 3 | Some confidence in assessment LOW 1 | Very confident in assessment HIGH 3 | Very confident in assessment HIGH 3 | Very confident in assessment HIGH 3 |
| Removing Firearms from | Very confident in assessment | Very confident in assessment | Very confident | Very confident in assessment | Very confident | Very confident | Very confident in assessment |

| | | | | | | | |
|---|---|---|--|---|--|--|---|
| Homes of Domestic Abusers 3(6) + 1 19/27 .70 | HIGH 3 | LOW 1 1(3) 3 | in assessment HIGH 3 | LOW 1 | in assessment HIGH 3 | in assessment HIGH 3 | HIGH 3 |
| Street Outreach Teams 1 + 2 + 3(4) + 6 21/27 .78 ✓ | Some confidence in assessment LOW 1 | Some confidence in assessment MEDIUM 2 2(3) 6 | Very confident in assessment HIGH 3 | Some confidence in assessment MEDIUM 2 | Very confident in assessment HIGH 3 | Very confident in assessment HIGH 3 | Very confident in assessment HIGH 3 |
| Hospital-based Violence Intervention 3(5) + 1(2) 17/27 .63 X already happening | Very confident in assessment LOW 1 | Very confident in assessment LOW 1 1(3) 3 | Very confident in assessment HIGH 3 | Some confidence in assessment LOW 1 | Very confident in assessment HIGH 3 | Very confident in assessment HIGH 3 | Very confident in assessment HIGH 3 |

References

- A nonprofit for reducing gun violence in Chicago*. (n.d.). Chicago CRED. Retrieved May 7, 2023, from <https://www.chicagocred.org/>
- AFRO, S. to the. (2021, September 8). *Op-ed: Tackling gun violence together*. AFRO American Newspapers. <http://afro.com/op-ed-tackling-gun-violence-together/>
- Blattman, C., Green, D. P., Ortega, D., & Tobón, S. (2021). Place-based interventions at scale: The direct and spillover effects of policing and city services on crime. *Journal of the European Economic Association*, 19(4), 2022–2051. <https://doi.org/10.1093/jeea/jvab002>
- Bowers, K. J. (2004). Prospective hot-spotting: The future of crime mapping? *British Journal of Criminology*, 44(5), 641–658. <https://doi.org/10.1093/bjc/azh036>
- Braga, A. A. (2008a). *Problem-oriented policing and crime prevention* (2nd ed). Willow Tree Press.
- Braga, A. A. (2008b). Pulling levers focused deterrence strategies and the prevention of gun homicide. *Journal of Criminal Justice*, 36(4), 332–343. <https://doi.org/10.1016/j.jcrimjus.2008.06.009>
- Braga, A. A., & Cook, P. J. (2023). *Policing gun violence: Strategic reforms for controlling our most pressing crime problem*. Oxford University Press.
- Braga, A. A., Papachristos, A. V., & Hureau, D. M. (2010). The concentration and stability of gun violence at micro places in Boston, 1980–2008. *Journal of Quantitative Criminology*, 26(1), 33–53. <https://doi.org/10.1007/s10940-009-9082-x>
- Braga, A. A., Turchan, B. S., Papachristos, A. V., & Hureau, D. M. (2019). Hot spots policing and crime reduction: An update of an ongoing systematic review and meta-analysis. *Journal of Experimental Criminology*, 15(3), 289–311. <https://doi.org/10.1007/s11292-019-09372-3>
- Braga, A. A., & Weisburd, D. (2010). *Policing problem places: Crime hot spots and effective prevention*. Oxford University Press.
- Bureau, U. C. (n.d.). *County population totals and components of change: 2020-2022*. Census.Gov. Retrieved May 5, 2023, from <https://www.census.gov/data/datasets/time-series/demo/popest/2020s-counties-total.html>
- Butts, J. A., Roman, C. G., Bostwick, L., & Porter, J. R. (2015). Cure violence: A public health model to reduce gun violence. *Annual Review of Public Health*, 36(1), 39–53. <https://doi.org/10.1146/annurev-publhealth-031914-122509>
- California. (n.d.). Everytown Research & Policy. Retrieved April 8, 2023, from <https://research.www.everytown.org/rankings/state/california/>
- California code, penal code—Pen § 18100. (n.d.). Findlaw. Retrieved March 27, 2023, from <https://codes.findlaw.com/ca/penal-code/pen-sect-18100/>

- Campbell, J. C., Webster, D., Koziol-McLain, J., Block, C., Campbell, D., Curry, M. A., Gary, F., Glass, N., McFarlane, J., Sachs, C., Sharps, P., Ulrich, Y., Wilt, S. A., Manganello, J., Xu, X., Schollenberger, J., Frye, V., & Laughon, K. (2003). Risk factors for femicide in abusive relationships: Results from a multisite case control study. *American Journal of Public Health, 93*(7), 1089–1097. <https://doi.org/10.2105/AJPH.93.7.1089>
- Ch. 13.72 *Discharge of Firearms*. (n.d.). Berkeley Municipal Code. Retrieved April 8, 2023, from <https://berkeley.municipal.codes/BMC/13.72>
- Ch. 13.73.010 *Non-Serialized Firearms*. (n.d.). Berkeley Municipal Code: PROHIBITION OF POSSESSION OR SALE OF NON-SERIALIZED, UNFINISHED FIREARM FRAMES OR RECEIVERS AND NON-SERIALIZED FIREARMS. Retrieved April 17, 2023, from <https://berkeley.municipal.codes/BMC/13.73.010>
- Chief Eliot Isaac, Lt. Matthew Hammer M.S., Blake Christenson M.A., & Dr. Tamara D. Madensen. (2017). *P.I.V.O.T. Place Based Investigations of Violent Offender Territories* (Herman Goldstein Award Submission). Cincinnati Police Department.
- CNN, T. S. (n.d.). *Latest Supreme Court-related ruling overturning gun regulations worries domestic violence survivor advocates*. CNN. Retrieved March 7, 2023, from <https://www.cnn.com/2023/02/12/politics/domestic-abuse-guns-5th-circuit-supreme-court/index.html>
- Considering the place of streetwork in violence interventions. (n.d.). *National Network for Safe Communities (NNSC)*. Retrieved March 31, 2023, from <https://nnscommunities.org/guides/considering-the-place-of-streetwork-in-violence-interventions/>
- Current trends*. (n.d.). Retrieved March 7, 2023, from <https://bpd-transparency-initiative-berkeleypd.hub.arcgis.com/pages/current-trends>
- Decker, H. C., Hubner, G., Nwabuo, A., Johnson, L., Texada, M., Marquez, R., Orellana, J., Henderson, T., Dicker, R., Plevin, R. E., & Juillard, C. (2020). “You don’t want anyone who hasn’t been through anything telling you what to do, because how do they know?”: Qualitative analysis of case managers in a hospital-based violence intervention program. *PLOS ONE, 15*(6), e0234608. <https://doi.org/10.1371/journal.pone.0234608>
- Decker, S. H., Pyrooz, D. C., & Moule, R. K. (2014). Disengagement from gangs as role transitions. *Journal of Research on Adolescence, 24*(2), 268–283. <https://doi.org/10.1111/jora.12074>
- Domestic violence & firearms in California. (n.d.). *Giffords*. Retrieved April 9, 2023, from <https://giffords.org/lawcenter/state-laws/domestic-violence-and-firearms-in-california/>
- Domestic violence restraining orders and gun violence restraining orders*. (2022a, September 20). State of California - Department of Justice - Office of the Attorney General. <https://oag.ca.gov/ogvp/gvro-dvro>
- Domestic violence restraining orders and gun violence restraining orders*. (2022b, September 20). State of California - Department of Justice - Office of the Attorney General. <https://oag.ca.gov/ogvp/gvro-dvro>
- Eck, J. (1993). Criminal Justice Abstracts. *Problem Solving Quarterly: A Police Executive Research Forum Publication Reporting on Innovative Approaches to Policing, 6*(3), 1–2.
- Eck, J. (2023, March 24). *Professor of Criminal Justice at the University of Cincinnati* [Zoom].

- Eck, J. E., & Spelman, W. (1987a). *Problem-solving: Problem-oriented policing in Newport News*. U.S. Dept. of Justice, National Institute of Justice.
- Eck, J. E., & Spelman, W. (1987b). Who ya gonna call? The police as problem-busters. *Crime & Delinquency*, 33(1), 31–52. <https://doi.org/10.1177/0011128787033001003>
- EFSGV. (n.d.). Root causes of gun violence [Nonprofit]. *Root Causes of Gun Violence*. <https://efsgv.org/>
- Elvir, J. (2023, March 22). *Community Relations Manager Champaign, Illinois Blueprint Program* [Zoom].
- Engel, R. S., & Whalen, J. L. (2010). Police–academic partnerships: Ending the dialogue of the deaf, the Cincinnati experience. *Police Practice and Research*, 11(2), 105–116. <https://doi.org/10.1080/15614261003590803>
- Fleming, J. (2010). Learning to work together: Police and academics. *Policing*, 4(2), 139–145. <https://doi.org/10.1093/police/paq002>
- Goldstein, H. (1979). Improving policing: A problem-oriented approach. *Crime & Delinquency*, 25(2), 236–258. <https://doi.org/10.1177/001112877902500207>
- Gorman, E., Coles, Z., Baker, N., Tufariello, A., Edemba, D., Ordonez, M., Walling, P., Livingston, D. H., & Bonne, S. (2022). Beyond recidivism: Hospital-based violence intervention and early health and social outcomes. *Journal of the American College of Surgeons*, 235(6), 927–939. <https://doi.org/10.1097/XCS.0000000000000409>
- Green, B., Horel, T., & Papachristos, A. V. (2017). Modeling contagion through social networks to explain and predict gunshot violence in Chicago, 2006 to 2014. *JAMA Internal Medicine*, 177(3), 326. <https://doi.org/10.1001/jamainternmed.2016.8245>
- Gun violence prevention and response*. (n.d.). City of Champaign. Retrieved May 4, 2023, from <https://champaignil.gov/police/resources/gun-violence-prevention-and-response/>
- High-Crime Areas (“Hot spots”)*. (n.d.). <https://www.evidence-basedpolicing.org/hot-spot-patrols/#:~:text=The%20Koper%20Principle%20states%20that,in%20conjunction%20with%20other%20stategies.>
- Hinkle, J. C., Weisburd, D., Telep, C. W., & Petersen, K. (2021). Problem-oriented policing for reducing crime and disorder: An updated systematic review and meta-analysis. *CrimRxiv*. <https://doi.org/10.21428/cb6ab371.5277ad69>
- Hovell, M. F., Seid, A. G., & Liles, S. (2006). Evaluation of a police and social services domestic violence program: Empirical evidence needed to inform public health policies. *Violence Against Women*, 12(2), 137–159. <https://doi.org/10.1177/1077801205277723>
- Intervention*. (n.d.). Youth ALIVE! Retrieved March 28, 2023, from <https://www.youthalive.org/caught-in-the-crossfire/>
- Juillard, C., Cooperman, L., Allen, I., Pirracchio, R., Henderson, T., Marquez, R., Orellana, J., Texada, M., & Dicker, R. A. (2016). A decade of hospital-based violence intervention: Benefits and shortcomings. *Journal of Trauma and Acute Care Surgery*, 81(6), 1156–1161. <https://doi.org/10.1097/TA.0000000000001261>

- Kadushin, C. (2012). *Understanding social networks: Theories, concepts, and findings*. Oxford University Press.
- Kasper, R. E., Green, J., Damle, R. N., Aidlen, J., Nazarey, P., Manno, M., Borer, E., & Hirsh, M. P. (2017). And the survey said.... Evaluating rationale for participation in gun buybacks as a tool to encourage higher yields. *Journal of Pediatric Surgery*, 52(2), 354–359. <https://doi.org/10.1016/j.jpedsurg.2016.08.009>
- Kennedy, D. M., & Friedrich, M. A. (2014). *Custom Notifications: Individualized Communication in the Group Violence Intervention*. U.S. Department of Justice COPS Community Oriented Policing Services. https://nnscommunities.org/wp-content/uploads/2017/10/GVI_Custom_Notifications_Guide.pdf
- Kennedy, David M., Braga, Anthony A., & Piehl, Anne M. (2004). *Reducing gun violence the boston gun project's operation ceasefire*. Diane Pub Co.
- Koper, C. S. (1995). Just enough police presence: Reducing crime and disorderly behavior by optimizing patrol time in crime hot spots. *Justice Quarterly*, 12(4), 649–672. <https://doi.org/10.1080/07418829500096231>
- Koper, C. S., Egge, S. J., & Lum, C. (2015). Institutionalizing place-based approaches: Opening ‘cases’ on gun crime hot spots. *Policing*, 9(3), 242–254. <https://doi.org/10.1093/policing/pav023>
- Koper, C. S., Lum, C., Wu, X., & Hegarty, T. (2021). The long-term and system-level impacts of institutionalizing hot spot policing in a small city. *Policing: A Journal of Policy and Practice*, 15(2), 1110–1128. <https://doi.org/10.1093/policing/paaa096>
- Koper, C. S., & Mayo-Wilson, E. (2012). Police strategies to reduce illegal possession and carrying of firearms: Effects on gun crime. *Campbell Systematic Reviews*, 8(1), 1–53. <https://doi.org/10.4073/csr.2012.11>
- Koper, C. S., Woods, D. J., & Kubu, B. E. (2013). Gun violence prevention practices among local police in the United States. *Policing: An International Journal of Police Strategies & Management*, 36(3), 577–603. <https://doi.org/10.1108/PIJPSM-06-2012-0052>
- Kristof, N. (2023, January 24). Opinion | a smarter way to reduce gun deaths. *The New York Times*. <https://www.nytimes.com/2023/01/24/opinion/gun-death-health.html>
- Levin, A. (2016). Public health approach said to be best way to reduce gun violence. *Psychiatric News*, 51(1), 1–1. <https://doi.org/10.1176/appi.pn.2016.1a10>
- McGee, Z. T., Logan, K., Samuel, J., & Nunn, T. (2017). A multivariate analysis of gun violence among urban youth: The impact of direct victimization, indirect victimization, and victimization among peers. *Cogent Social Sciences*, 3(1), 1328772. <https://doi.org/10.1080/23311886.2017.1328772>
- Metcalf, C., & Pickett, J. T. (2018). The extent and correlates of public support for deterrence reforms and hot spots policing: Deterrence reforms and hot spots policing. *Law & Society Review*, 52(2), 471–502. <https://doi.org/10.1111/lasr.12327>
- Monitoring offenders on conditional release*. (2016, January 1). ASU Center for Problem-Oriented Policing. <https://popcenter.asu.edu/content/monitoring-offenders-conditional-release>
- Nagin, D. S., & Sampson, R. J. (2019). The real gold standard: Measuring counterfactual worlds that matter most to social science and policy. *Annual Review of Criminology*, 2(1), 123–145. <https://doi.org/10.1146/annurev-criminol-011518-024838>

- Nunn, S., Quinet, K., Rowe, K., & Christ, D. (2006). Interdiction day: Covert surveillance operations, drugs, and serious crime in an inner-city neighborhood. *Police Quarterly*, 9(1), 73–99. <https://doi.org/10.1177/1098611105274467>
- O'Brien, J. (2019, June 20). Dinner honors clients, highland social workers. *Youth ALIVE!* <https://www.youthalive.org/dinner-honors-clients-highland-social-workers/>
- Op-ed: What we know (And don't know) about street outreach and gun violence prevention.* (2021, October 25). Chicago Tribune. <https://www.chicagotribune.com/opinion/commentary/ct-opinion-chicago-gun-violence-street-outreach-20211025-6pylamxs5jazhhyya3x3nb3eya-story.html>
- Papachristos, A. (2023, March 9). *Professor of Sociology and Faculty Fellow at Northwestern's Institute for Policy Research* [Zoom].
- Papachristos, A. V., Braga, A. A., & Hureau, D. M. (2012). Social networks and the risk of gunshot injury. *Journal of Urban Health*, 89(6), 992–1003. <https://doi.org/10.1007/s11524-012-9703-9>
- Papachristos, A. V., Braga, A. A., Piza, E., & Grossman, L. S. (2015). The company you keep? The spillover effects of gang membership on individual gunshot victimization in a co-offending network: gang membership, networks, & victimization. *Criminology*, 53(4), 624–649. <https://doi.org/10.1111/1745-9125.12091>
- Papachristos, A. V., Wildeman, C., & Roberto, E. (2015). Tragic, but not random: The social contagion of nonfatal gunshot injuries. *Social Science & Medicine*, 125, 139–150. <https://doi.org/10.1016/j.socscimed.2014.01.056>
- Pino, E. C., Fontin, F., James, T. L., & Dugan, E. (2021). Boston violence intervention advocacy program: Challenges and opportunities for client engagement and goal achievement. *Academic Emergency Medicine*, 28(3), 281–291. <https://doi.org/10.1111/acem.14162>
- Project safe neighborhoods (Lowell, Massachusetts).* (n.d.). National Gang Center. Retrieved May 5, 2023, from <https://nationalgangcenter.ojp.gov/spt/Programs/3588>
- Ruderman, W. (2013, March 3). To Stem Juvenile Robbers, Police Trail Youth Before the Crime. *New York Times*.
- Saving lives: Ten essential actions can take to reduce violence now. (2022, January 12). *Council on Criminal Justice*. <https://counciloncj.org/10-essential-actions/>
- Sherman, L. W., & Weisburd, D. (1995). General deterrent effects of police patrol in crime “hot spots”: A randomized, controlled trial. *Justice Quarterly*, 12(4), 625–648. <https://doi.org/10.1080/07418829500096221>
- Skogan, W. G., & Frydl, K. (2004). *Fairness and effectiveness in policing: The evidence*. National Academies Press.
- Smith, E. (2023, January 25). *California has some of the strictest gun laws in the country. Here's what we know about the guns used in this week's deadly attacks.* CNN. <https://www.cnn.com/2023/01/25/us/california-shootings-guns-wwk/index.html>
- Step 14: Use the CHEERS test when defining problems.* (2016, September 27). ASU Center for Problem-Oriented Policing. <https://popcenter.asu.edu/content/step-14-use-cheers-test-when-defining-problems>

- Swanson, J. W., McGinty, E. E., Fazel, S., & Mays, V. M. (2015). Mental illness and reduction of gun violence and suicide: Bringing epidemiologic research to policy. *Annals of Epidemiology*, 25(5), 366–376. <https://doi.org/10.1016/j.annepidem.2014.03.004>
- Telep, C. (2023, April 11). *Associate Professor & Associate Director of the School of Criminology & Criminal Justice at Arizona State University* [Email].
- These Bay Area metro areas saw thousands of households move away from 2018 to 2022, data shows.* (2023, February 17). ABC7 San Francisco. <https://abc7news.com/california-population-drop-ca-exodus-san-francisco-oakland/12827172/>
- Tracy, M., Braga, A. A., & Papachristos, A. V. (2016). The transmission of gun and other weapon-involved violence within social networks. *Epidemiologic Reviews*, mxv009. <https://doi.org/10.1093/epirev/mxv009>
- U. S. Census bureau quickfacts: Berkeley city, california. (n.d.-a). Retrieved May 4, 2023, from <https://www.census.gov/quickfacts/berkeleycitycalifornia>
- U. S. Census bureau quickfacts: Worcester city, massachusetts. (n.d.-b). Retrieved April 19, 2023, from <https://www.census.gov/quickfacts/worcestercitymassachusetts>
- Violano, P., Driscoll, C., Chaudhary, N. K., Schuster, K. M., Davis, K. A., Borer, E., Winters, J. K., & Hirsh, M. P. (2014). Gun buyback programs: A venue to eliminate unwanted guns in the community. *Journal of Trauma and Acute Care Surgery*, 77(3), S46–S50. <https://doi.org/10.1097/TA.0000000000000319>
- Warr, M. (2002). *Companions in crime: The social aspects of criminal conduct*. Cambridge University Press.
- Wasserman, S., & Faust, K. (1994). *Social network analysis: Methods and applications*. Cambridge University Press.
- Weisburd, D. (2015). The law of crime concentration and the criminology of place*: The law of crime concentration. *Criminology*, 53(2), 133–157. <https://doi.org/10.1111/1745-9125.12070>
- Weisburd, D. (2023, April 11). *Distinguished Professor at George Mason University* [Email].
- Weisburd, D., Bushway, S., Lum, C., & Yang, S.-M. (2004). Trajectories of crime at places: A longitudinal study of street segments in the city of Seattle*. *Criminology*, 42(2), 283–322. <https://doi.org/10.1111/j.1745-9125.2004.tb00521.x>
- Weisburd, D., Groff, E. R., & Yang, S.-M. (2014). The importance of both opportunity and social disorganization theory in a future research agenda to advance criminological theory and crime prevention at places. *Journal of Research in Crime and Delinquency*, 51(4), 499–508. <https://doi.org/10.1177/0022427814530404>
- Weisburd, D., Hinkle, J. C., Famega, C., & Ready, J. (2011). The possible “backfire” effects of hot spots policing: An experimental assessment of impacts on legitimacy, fear and collective efficacy. *Journal of Experimental Criminology*, 7(4), 297–320. <https://doi.org/10.1007/s11292-011-9130-z>
- Weisburd, D., & Telep, C. W. (2014). Hot spots policing: What we know and what we need to know. *Journal of Contemporary Criminal Justice*, 30(2), 200–220. <https://doi.org/10.1177/1043986214525083>
- Weisburd, D., Wyckoff, L. A., Ready, J., Eck, J. E., Hinkle, J. C., & Gajewski, F. (2006). Does crime just move around the corner? A controlled study of spatial displacement and diffusion of crime control benefits. *Criminology*, 44(3), 549–592. <https://doi.org/10.1111/j.1745-9125.2006.00057.x>

Wilson, G. L. K., James Q. (1982, March 1). *Broken windows*. The Atlantic.

<https://www.theatlantic.com/magazine/archive/1982/03/broken-windows/304465/>

Wintemute, G. J. (2015). The epidemiology of firearm violence in the twenty-first century united states. *Annual Review of Public Health, 36*(1), 5–19. <https://doi.org/10.1146/annurev-publhealth-031914-122535>

Wraparound project. (n.d.). Retrieved May 5, 2023, from <https://wraparound.ucsf.edu/>

Zeoli, A. M., McCourt, A., Buggs, S., Frattaroli, S., Lilley, D., & Webster, D. W. (2018). Retracted: Analysis of the strength of legal firearms restrictions for perpetrators of domestic violence and their associations with intimate partner homicide. *American Journal of Epidemiology, 187*(7), 1449–1455.

<https://doi.org/10.1093/aje/kwx362>

Zeoli, A. M., Pizarro, J. M., Grady, S. C., & Melde, C. (2014). Homicide as infectious disease: Using public health methods to investigate the diffusion of homicide. *Justice Quarterly, 31*(3), 609–632.

<https://doi.org/10.1080/07418825.2012.732100>

