



Office of the City Manager

30INFORMATION CALENDAR

February 22, 2022

To: Honorable Mayor and Members of the City Council
From: Dee Williams-Ridley, City Manager
Submitted by: Lisa Warhuus, Director, Health, Housing, and Community Services
Subject: Age-Friendly Berkeley Update

INTRODUCTION

This report provides an update on the implementation process and activities of the City of Berkeley's Age-Friendly Action Plan.

CURRENT SITUATION AND ITS EFFECTS

The Age-Friendly Action Plan is a strategic plan developed by residents, community organizations, and City staff that identifies resources and outlines goals that demonstrate Berkeley's commitment to a livable community where people of all ages are included and able to thrive. The number of Berkeley residents age 65 and over are expected to more than double by 2030; older adults are a vital part of the Berkeley community.

For the past two years, a Steering Committee consisting of City staff from the Parks, Recreation, & Waterfront Department, Planning Department and the Health, Housing and Community Services Department have met regularly to identify specific performance measures for each of the four priority areas listed the City of Berkeley's Age-Friendly Action Plan:

- Housing & Economic Security
- Transportation & Mobility
- Health & Wellness
- Social Participation & Civic Engagement

The performance measures were identified using a Results-Based Accountability framework. This framework focuses on measuring the impact of activities on the community, and also enables staff to track the progress of each identified objective. The attached data sheets illustrate 3-year trends for each of the performance measures within each priority area. Generally, the data show that results have been relatively

consistent in most areas during this period, and some measures show volatility related to the impact of the pandemic, particularly on in-person activities.

Several activities currently in process – such as the Vision Zero Action Plan for traffic and pedestrian safety, social and recreational opportunities offered through the City’s Recreation and Senior Centers, and affordable housing projects – are examples of what the City is already doing to create and promote a community that is livable for all ages, and particularly addresses the needs and concerns of older adults.

BACKGROUND

The City of Berkeley was accepted into the World Health Organization and the American Association of Retired Persons’ (AARP) network of Age-Friendly Communities in November 2016. To become a member of the network, the City was required to complete an application that demonstrated Berkeley’s commitment to older adults. Through the City’s dedicated services to older adults, its robust non-profit sector, and innovative planning, the City demonstrated Berkeley’s commitment to the older adult community.

The City of Berkeley Age-Friendly Action Plan was finalized in 2018 through a collaborative public-private partnership that includes representatives from City of Berkeley Aging Services Division, Ashby Village, Center for Independent Living, and Lifelong Medical partner agencies. The aforementioned four priority areas were identified after compiling findings from a community survey, forum, focus groups, and interviews to inform the Action Plan.

ENVIRONMENTAL SUSTAINABILITY AND CLIMATE IMPACTS

In consideration of environmental impacts, electronic copies of Berkeley’s Age-Friendly Action Plan are viewable and available for download online here:

https://www.cityofberkeley.info/Health_Human_Services/Division_on_Aging/Age-Friendly_Berkeley_Action_Plan.aspx.

Council may decide to identify and support new, innovative and/or expanded projects with Age-Friendly elements, in Berkeley, in the coming months and years.

FISCAL IMPACTS OF POSSIBLE FUTURE ACTION

The City has a large and growing older adult population that is expected to double within the next decade. Ensuring that older adults are able to live and thrive in Berkeley requires greater and more varied efforts than any one entity can provide. For example, the Health, Housing, and Community Services Department’s Aging Services Division has 27 FTE staff and a budget of approximately \$6 million already dedicated to operating senior centers, providing paratransit and meals services, and providing supportive services for older adults and their caregivers. Continued cross-departmental collaboration and public-private coordination are essential to the goals of the Age-


Friendly Berkeley Plan, and a significant expansion of services would require the identification of new financial resources.

CONTACT PERSON

Tanya Bustamante, Aging Services Manager, HHCS, 510-981-5178

Attachments:

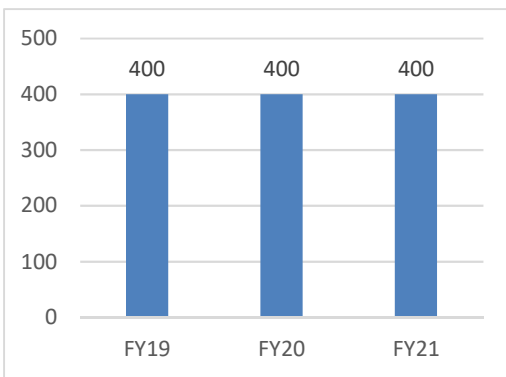
- 1: Housing & Economic Security Data Sheet
- 2: Transportation & Mobility Data Sheet
- 3: Health & Wellness Data Sheet
- 4: Social Participation & Civic Engagement Data Sheet



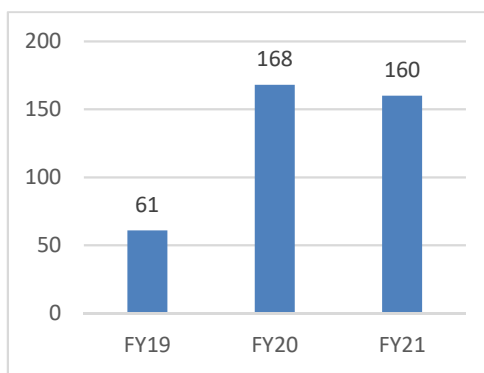
AGE FRIENDLY BERKELEY: HOUSING AND ECONOMIC SECURITY FY19-21

In 2016, Berkeley joined a worldwide network of Age Friendly Cities and Communities to prepare for the rapidly growing older adult population. After reviewing community responses and promising local efforts already underway, the planning process identified four priority areas of focus including Housing and Economic Security. The goal within this priority area is to develop a continuum of affordable, accessible housing options for older adults to age in their community regardless of their health or financial status. The Age Friendly Leadership Team has identified key measures to inform the work, track progress, and ultimately improve results. The following snapshot represents our data trends for the previous three fiscal years.

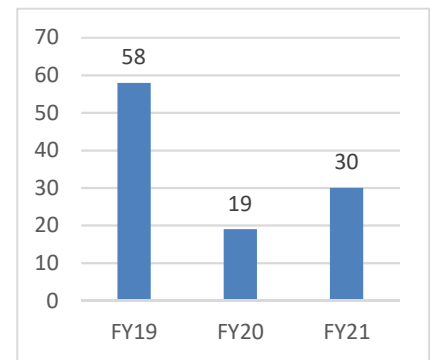
How Much Did We Do?



NUMBER OF CITY-FUNDED AFFORDABLE HOUSING UNITS AVAILABLE TO OLDER ADULTS

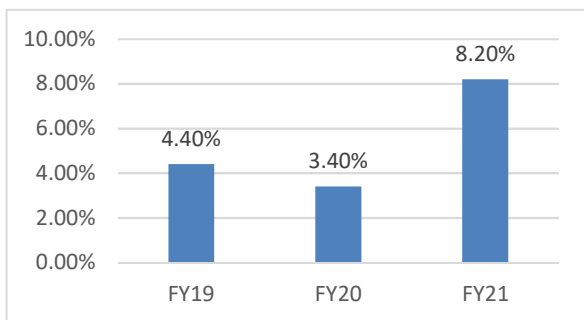


NUMBER OF HOMELESS OLDER ADULTS SERVED THRU STAIR CENTER & HOUSING RESOURCE CENTER




NUMBER OF OLDER ADULTS SERVED THRU DISABLED REHAB LOAN PROJECTS & HOME REPAIR PROGRAM

How Well Did We Do It?

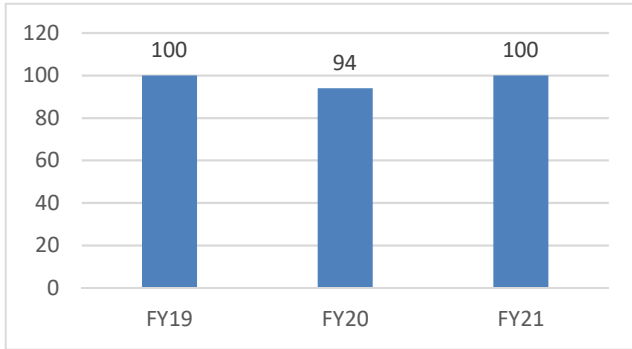


AVERAGE VACANCY RATE OF CITY-FUNDED AFFORDABLE HOUSING UNITS

AGE FRIENDLY BERKELEY: HOUSING AND ECONOMIC SECURITY FY19-21




Is Anyone Better Off?



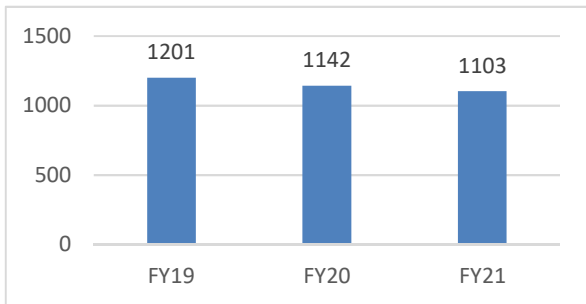
% OF OLDER ADULTS WHO
OBTAIN PERMANENT HOUSING
THRU SHELTER+CARE PROGRAM

AGE FRIENDLY BERKELEY: TRANSPORTATION AND MOBILITY FY19-21



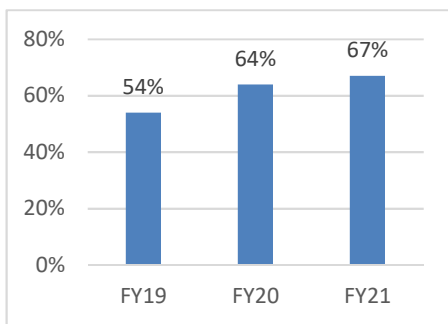
In 2016, Berkeley joined a worldwide network of Age Friendly Cities and Communities to prepare for the rapidly growing older adult population. After reviewing community responses and promising local efforts already underway, the planning process identified four priority areas of focus including Transportation and Mobility. The goal within this priority area is to advance a network of public and private transportation that equitably serves residents and connects them to services, social activities, and employment opportunities. The Age Friendly Leadership Team has identified key measures to inform the work, track progress, and ultimately improve results. The following snapshot represents our data trends for the previous three fiscal years.

How Much Did We Do?

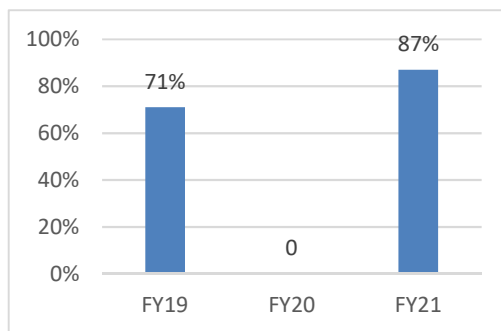


NUMBER OF OLDER ADULTS PARTICIPATING IN BERKELEY RIDES PARATRANSIT PROGRAM

How Well Did We Do It?




% OF BERKELEY RIDES CLIENTS FROM LOW-INCOME CENSUS TRACTS



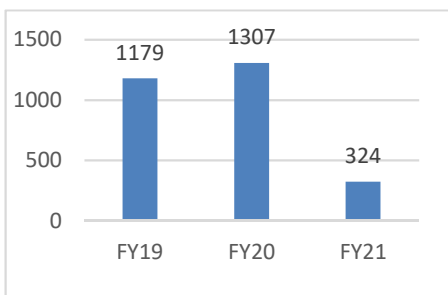
% OF BERKELEY RIDES SATISFIED WITH SERVICES

AGE FRIENDLY BERKELEY: HEALTH AND WELLNESS FY19-21

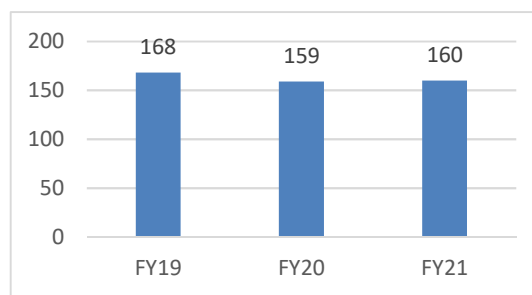


In 2016, Berkeley joined a worldwide network of Age Friendly Cities and Communities to prepare for the rapidly growing older adult population. After reviewing community responses and promising local efforts already underway, the planning process identified four priority areas of focus including Health and Wellness. The goal within this priority area is to develop a more integrated system of services and supports that are person centered and ensure that all residents have the opportunity to engage in health promoting activities. The Age Friendly Leadership Team has identified key measures to inform the work, track progress, and ultimately improve results. The following snapshot represents our data trends for the previous three fiscal years.

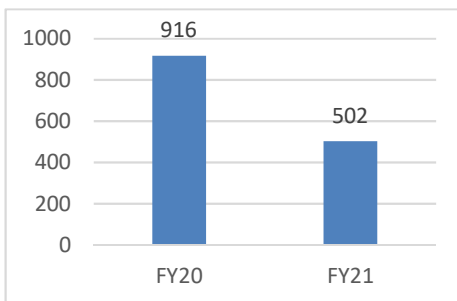
How Much Did We Do?



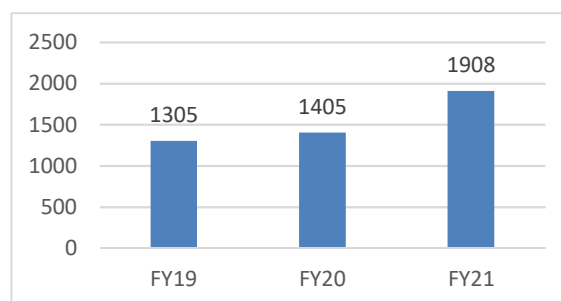
NUMBER OF OLDER ADULTS
RECEIVING SENIOR CENTER
MEALS



NUMBER OF OLDER ADULTS
RECEIVING MENTAL HEALTH
(CLINICAL) SERVICES




NUMBER OF OLDER ADULTS
PARTICIPATING IN
HYPERTENSION PREVENTION
PROGRAM

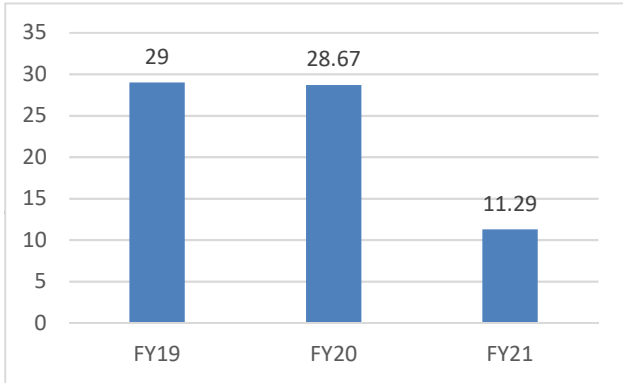


NUMBER OF OLDER ADULT NON-
CLINICAL SOCIAL SERVICE
ENCOUNTERS COMPLETED


AGE FRIENDLY BERKELEY: HEALTH AND WELLNESS FY19-21



How Well Did We Do It?



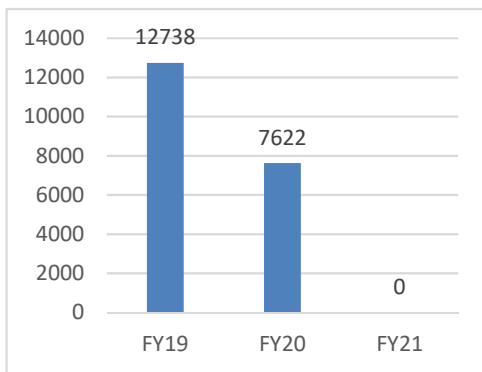
AVERAGE NUMBER OF OLDER
ADULTS ATTENDING FITNESS
CLASSES IN A YEAR



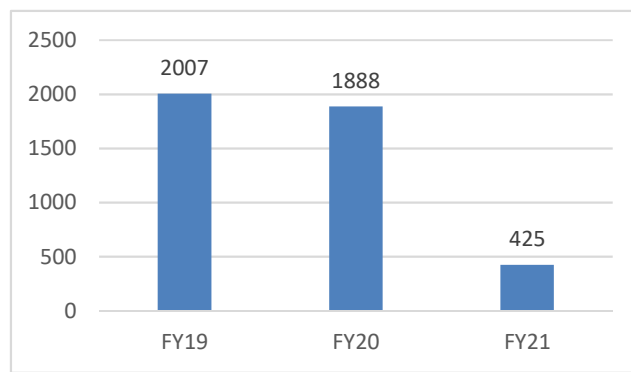
AGE FRIENDLY BERKELEY: SOCIAL PARTICIPATION AND CIVIC ENGAGEMENT FY19-21

In 2016, Berkeley joined a worldwide network of Age Friendly Cities and Communities to prepare for the rapidly growing older adult population. After reviewing community responses and promising local efforts already underway, the planning process identified four priority areas of focus including social participation and civic engagement. The goal within this priority area is enhance neighborhood cohesion and social connectedness of all Berkeley residents with community events and activities that are inclusive, affordable, and accessible. The Age Friendly Leadership Team has identified key measures to inform the work, track progress, and ultimately improve results. The following snapshot represents our data trends for the previous three fiscal years.

How Much Did We Do?

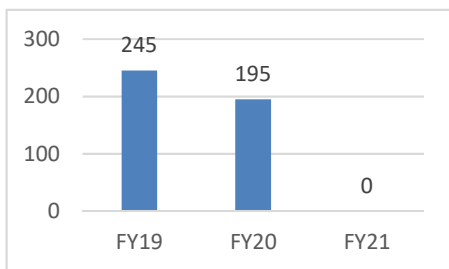


HOURS OF VOLUNTEER TIME AT SENIOR & RECREATION CENTERS

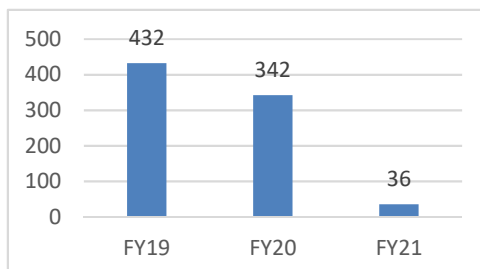


NUMBER OF OLDER ADULT PARTICIPANTS IN SENIOR CENTERS

How Well Did We Do It?



AVERAGE NUMBER OF VOLUNTEER HOURS PER PERSON



AVERAGE DAILY ATTENDANCE AT SENIOR CENTERS

